

CERTIFICATION

I, **JOHN R. SADULLO**, of legal age, Filipino, with office address located at 2nd Floor, DMCI Plaza, 2281 Don Chino Roces Avenue, Makati City, under oath, do hereby depose and state that:

1. I am the incumbent Corporate Secretary of **Semirara Mining and Power Corporation**, (the "Corporation"), a corporation duly organized and existing under the laws of the Republic of the Philippines, with the same office address above-mentioned;
2. As such, I am the custodian of, and have access to, the corporate minutes of meetings, books and records of the Corporation;
3. Based on available records with the Corporation none of the named directors and officers of the Corporation are working or connected with, directly or indirectly, with the Government; and
4. I am issuing this Certification to attest to the truthfulness of the information contained in the Corporation's Information Statement (SEC Form 20-IS) and in compliance with the requirement of the Securities and Exchange Commission.


IN ATTESTATION OF THE ABOVE, I have signed this Certificate this ____ day of March 2021, at Makati City, Philippines.


JOHN R. SADULLO
Corporate Secretary

SUBSCRIBED AND SWORN, to before me on this MAR 19 2021 day of March 2021, at **Muntinlupa City**, by **John R. Sadullo** who has satisfactory proven to me his identity through his Passport with No. P0031808A issued at DFA, Manila on October 11, 2016, bearing his photograph and signature; and that he is the same person who personally signed before me the foregoing Secretary's Certificate and acknowledged that he executed the same

Doc. No. 523;
Page No. 105;
Book No. VI;
Series of 2021.




MARIA JOSEFINA R. ALFONSO
Notary Public, Muntinlupa City
Appointment No. NC-19-022 until 31 December 2020
Unit 505, Richville Corporate Tower, 1107 Alabang Zapote Rd.
Ayala Alabang, Muntinlupa City 1780
Roll of Attorneys No. 85867
IBP LRN No. 015215; PPLM Chapter
PTR No. 3252164; 01/03/2019; Muntinlupa City
MCLE Compliance No. VI-0015310; 11/10/2018

CERTIFICATION OF INDEPENDENT DIRECTOR

I, **ROGELIO M. MURGA**, of legal age, Filipino, with address located at No. 5 Kalaw, Miranila Homes, Brgy. Pasong Tamo, Quezon City, after being duly sworn to in accordance with law do hereby declare that:

1. I am an independent director of Semirara Mining and Power Corporation (the "Corporation") and have been its independent director since November 11, 2014.
2. I am affiliated with the following companies or organizations (including Government-Owned and Controlled Corporations):

Company/Organization	Position/Relationship	Period of Service
Private Infra Dev Corporation	Chairman and CEO	2009 – Present
Meralco Industrial Engineering Services Corp.	Independent Director	2007 – Present
SEM-Calaca Power Corporation	Independent Director	2015 – Present
Southwest Luzon Power Generation Corporation	Independent Director	2017 – Present

3. I possess all the qualifications and none of the disqualifications to serve as an independent director of the Corporation, as provided for in Section 38 of the Securities Regulation Code, its Implementing Rules and Regulations and other SEC issuances.
4. I am not related to any of the directors/officers/substantial shareholders of the Corporation, its subsidiaries and affiliates, nor a relative in any other way than the relationship provided under Rule 38.2.3 of the Securities Regulation Code.
5. To the best of my knowledge, I am not the subject of any pending criminal or administrative investigation or proceeding.
6. I am not an officer or director of any government agency.
7. I shall faithfully and diligently comply with my duties and responsibilities as independent director under the Securities Regulation Code and its Implementing Rules and Regulations, Code of Corporate Governance and other SEC issuances.
8. That I shall inform the Corporate Secretary of the Corporation of any changes in the above-mentioned information within five (5) days from its occurrence.

Done on this ____ day of _____ 2021, Makati City, Metro Manila, Philippines.

Digitally signed by
Rogelio M Murga
Date: 2021.03.04
17:24:57 +08'00'
ROGELIO M. MURGA
Affiant

SUBSCRIBED AND SWORN to before me on this MAR 22 2021 day of 2021,
affiant exhibited to me his TIN: 117-798-292 expiring on _____,
and issued by _____ bearing his photograph and signature, and that he is the same person
who personally signed before me the foregoing Certification and acknowledged that he executed the same.

Doc. No. 3 ;
Page No. 2 ;
Book No. VIII ;
Series of 2021.



MARIA JOSEFINA R. ALFONSO
Notary Public, Muntinlupa City
Appointment No. 110-022 until 31 December 2020
Unit 505, Richville Commerce Tower, 1407 Alabang Zapote Rd.
Ayala Alabang, Muntinlupa City 1780
Roll of Attorneys No. 15387
IBP LRN No. 015213; ICAI Chapter
PTR No. 3252164; 01/03/2018; Muntinlupa City
MCLE Compliance No. VI-0016310; 11/10/2018

CERTIFICATION OF INDEPENDENT DIRECTOR

I, **HONORIO O. REYES-LAO**, of legal age, Filipino, with address located at No. 10 Dampol St., Damar Village, Quezon City, after being duly sworn to in accordance with law do hereby declare that:

1. I am an independent director of Semirara Mining and Power Corporation (the "Corporation") and have been its independent directors since May 2, 2017.
2. I am affiliated with the following companies or organizations (including Government-Owned and Controlled Corporations):

Company/Organization	Position/Relationship	Period of Service
DMCI Holdings, Inc.*	Independent Director	2009-present
Philippine Business Bank*	Director	2010-present
Space2Place, Inc.	Chairman, Director	2014-present
Southwest Luzon Power Generation Corporation	Independent Director	2017-Present
SEM-Calaca Power Corporation	Independent Director	2017-Present

**listed company*


3. I possess all the qualifications and none of the disqualifications to serve as an independent director of the Corporation, as provided for in Section 38 of the Securities Regulation Code, its Implementing Rules and Regulations and other SEC issuances.
4. I am not related to any of the directors/officers/substantial shareholders of the Corporation, its subsidiaries and affiliates, nor a relative in any other way than the relationship provided under Rule 38.2.3 of the Securities Regulation Code.
5. To the best of my knowledge, I am not the subject of any pending criminal or administrative investigation or proceeding.
6. I am not an officer or director of any government agency.
7. I shall faithfully and diligently comply with my duties and responsibilities as independent director under the Securities Regulation Code and its Implementing Rules and Regulations, Code of Corporate Governance and other SEC issuances.
8. That I shall inform the Corporate Secretary of the Corporation of any changes in the above-mentioned information within five (5) days from its occurrence.


Done on this ____ day of _____ 2021, Makati City, Metro Manila, Philippines.


HONORIO O. REYES-LAO
Affiant

SUBSCRIBED AND SWORN to before me on this MAR 22 2021 day of _____ 2021, affiant exhibited to me his Philippine Passport with No. P7056023A expiring on May 4, 2028, and issued by DFA, Manila bearing his photograph and signature, and that he is the same person who personally signed before me the foregoing Certification and acknowledged that he executed the same.

Doc. No. 2 ;
Page No. 2 ;
Book No. VIII ;
Series of 2021.




MARIA JOSEFINA R. ALFONSO
Notary Public, Muntinlupa City
Appointment No. _____ until 31 December 2020
Unit 505, Richville Corporate Bldg., 1107 Alabang Zapote Rd.
Ayala Alabang, Muntinlupa City 1780
Tel. 02-885-1111, 885-1117
JUP LRM No. 01/21/110724 Chapter
PTR No. 3252154; 01/03/2010; Muntinlupa City
MCLE Compliance No. VI-0015310; 11/10/2016

CERTIFICATION OF INDEPENDENT DIRECTOR

I, **ANTONIO JOSE U. PERIQUET, JR.**, of legal age, Filipino, with address located at No. 27 Banaba Road, Forbes Park, Makati City, after being duly sworn to in accordance with law do hereby declare that:

1. I am an Independent Director of Semirara Mining and Power Corporation (the "Corporation") since August 9, 2019.
2. I am affiliated with the following companies or organizations (including Government-Owned and Controlled Corporations):

Company/Organization	Position/Relationship	Period of Service
<i>Listed</i>		
ABS-CBN Corporation	Independent Director	2013-Present
Ayala Corporation	Independent Director	2010-Present
Bank of the Philippine Islands	Independent Director	2012-Present
Max's Group of Companies	Independent Director	2014-Present
Philippine Seven Corporation	Independent Director	2010-Present
DMCI Holdings, Inc.	Independent Director	2010-Present
<i>Non-Listed</i>		
Albizia ASEAN Tenggara Fund	Independent Director	2015-Present
BPI Asset Management and Trust Corporation	Chairman	2017-Present
BPI Capital Corporation	Independent Director	2010-Present
BPI Family Savings Bank, Inc.	Independent Director	2012-Present
Campden Hill Advisors, Inc.	Chairman	2014-Present
Campden Hill Group, Inc.	Chairman	2011-Present
Pacific Main Properties and Holdings	Chairman	1998-Present
Lyceum of the Philippines University	Trustee	2010-Present
The Straits Wine Co. Inc.	Director	2009-Present
Sem-Calaca Power Corporation	Independent Director	2020-Present
Southwest Luzon Power Generation Corporation	Independent Director	2020-Present


3. I possess all the qualifications and none of the disqualifications to serve as an independent director of the Corporation, as provided for in Section 38 of the Securities Regulation Code, its Implementing Rules and Regulations and other SEC issuances.
4. I am not related to any of the directors/officers/substantial shareholders of the Corporation, its subsidiaries and affiliates, nor a relative in any other way than the relationship provided under Rule 38.2.3 of the Securities Regulation Code.
5. To the best of my knowledge, I am not the subject of any pending criminal or administrative investigation or proceeding.
6. I am not an officer or director of any government agency.
7. I shall faithfully and diligently comply with my duties and responsibilities as independent director under the Securities Regulation Code and its Implementing Rules and Regulations, Code of Corporate Governance and other SEC issuances.
8. That I shall inform the Corporate Secretary of the Corporation of any changes in the above-mentioned information within five (5) days from its occurrence.

Done on this _____ day of _____, 2021, Makati City, Metro Manila, Philippines.

[Signature]
ANTONIO JOSE U. PERIQUET, JR.
 Affiant

SUBSCRIBED AND SWORN to before me on this _____ day of MAR 22, 2021, affiant exhibited to me his Philippine Passport with No. P6023226A expiring on February 12, 2028, and issued by DFA, Manila bearing his photograph and signature, and that he is the same person who personally signed before me the foregoing Certification and acknowledged that he executed the same.

Doc. No. 1 ;
 Page No. 2 ;
 Book No. VIII ;
 Series of 2021.



[Signature]
MARIA JOSEFINA R. ALFONSO
 Notary Public, Muntinlupa City
 Appointment No. 1189 on 23 December 2020
 Unit 505, Richville Center 2nd Floor, 1107 Alabang Zapote Rd.,
 Ayala Alabang, Muntinlupa City 1780
 Roll of Notaries No. 12607
 ISP LRN No. 0152 (B) PPUM Chapter
 PTR No. 3252164; 01/03/2019; Muntinlupa City
 MCLE Compliance No. VI-0015310; 11/10/2018

CERTIFICATION OF INDEPENDENT DIRECTOR

I, **FERDINAND M. DELA CRUZ**, of legal age, Filipino, with address located at 67 A. Roxas Chua Circle, Pacific Village, Muntinlupa City, after being duly sworn to in accordance with law do hereby declare that:

1. I am a nominee for Independent Director of Semirara Mining and Power Corporation (the "Corporation") at its Annual Stockholders' Meeting on May 3, 2021.
2. I am affiliated with the following companies or organizations (including Government-Owned and Controlled Corporations):

Company/Organization	Position/Relationship	Period of Service
<i>Listed</i>		
None.	None.	None.
<i>Non-Listed</i>		
U.P. Engineering R&D Foundation, Inc.	President & Trustee	2020-Present

3. I possess all the qualifications and none of the disqualifications to serve as an independent director of the Corporation, as provided for in Section 38 of the Securities Regulation Code, its Implementing Rules and Regulations and other SEC issuances.
4. I am not related to any of the directors/officers/substantial shareholders of the Corporation, its subsidiaries and affiliates, nor a relative in any other way than the relationship provided under Rule 38.2.3 of the Securities Regulation Code.
5. To the best of my knowledge, I am not the subject of any pending criminal or administrative investigation or proceeding.
6. I am not an officer or director of any government agency.
7. I shall faithfully and diligently comply with my duties and responsibilities as independent director under the Securities Regulation Code and its Implementing Rules and Regulations, Code of Corporate Governance and other SEC issuances.
8. That I shall inform the Corporate Secretary of the Corporation of any changes in the above-mentioned information within five (5) days from its occurrence.


Done on this ____ day of March 2021, Makati City, Metro Manila, Philippines.



FERDINAND M. DELA CRUZ

Affiant

SUBSCRIBED AND SWORN to before me on MAR 3 2 2021 day of March 2021, affiant exhibited to me his Philippine Passport with No. P0410981B and will expire on January 24, 2029 bearing his photograph and signature, and that he is the same person who personally signed before me the foregoing Certification and acknowledged that he executed the same.

Doc. No. 4 ;
Page No. 2 ;
Book No. VIII ;
Series of 2021.




MARIA JOSEFINA R. ALFONSO
Notary Public, Muntinlupa City
Appointment Expires on and Until 31 December 2020
Unit 505, Richmond Center Building, 1107 Alabang Zapote Rd.
Ayala Alabang, Muntinlupa City, 1730
Tel. 02-88511111, 88511112
IBP LRN No. 01527-1-1-1-1 Chapter
PTR No. 3252134; 01/03/2019; Muntinlupa City
MCLE Compliance No. VI-0015310; 11/10/2018

NOTICE OF ANNUAL STOCKHOLDERS' MEETING

Dear Stockholders:

Please be notified that the Annual Meeting of Stockholders of Semirara Mining and Power Corporation (the "Corporation") will be held on May 3, 2021, Monday at 10:00 o'clock in the morning and will be conducted by remote communication at <https://www.semirarampc.com/asm>, with the following agenda:

- 1) CALL TO ORDER & PROOF OF NOTICE OF MEETING
- 2) CERTIFICATION OF QUORUM
- 3) APPROVAL OF MINUTES OF PREVIOUS STOCKHOLDERS' MEETING HELD ON JULY 3, 2020
- 4) PRESENTATION AND APPROVAL OF PRESIDENT'S REPORT
- 5) PRESENTATION AND APPROVAL OF THE AUDITED FINANCIAL STATEMENT FOR 2020
- 6) RATIFICATION OF THE ACTS OF THE BOARD OF DIRECTORS AND MANAGEMENT FROM THE DATE OF THE LAST ANNUAL STOCKHOLDER'S MEETING UP TO THE DATE OF THIS MEETING
- 7) ELECTION OF DIRECTORS FOR 2021-2022
- 8) APPROVAL OF APPOINTMENT OF INDEPENDENT EXTERNAL AUDITOR
- 9) OTHER MATTERS
- 10) ADJOURNMENT

Stockholders of record as of March 18, 2021 will be entitled to notice of, and vote at the said annual meeting or any adjournment or postponement thereof.

Stockholders may only attend the meeting by remote communication, by voting *in absentia* using the online voting portal at <https://www.semirarampc.com/voting>, or by appointing the Chairman of the meeting as their proxy. The requirements and procedure for electronic voting *in absentia* and participation by remote communication are set forth in the Information Statement and published in the Company's website at www.semiraramining.com and on PSE EDGE.

Duly accomplished proxies must be submitted on or before April 26, 2021 to the Office of the Corporate Secretary at 2nd Floor DMCI Plaza, 2281 Don Chino Roces Avenue, Makati City, Philippines or by email at corporatesecretary@semirarampc.com. Validation of proxies is set on April 27, 2021 at 10:00 a.m.

Makati City, Metro Manila, March 3, 2021.



JOHN R. SADULLO
Corporate Secretary
For the Board of Directors

*Semirara Mining and Power Corporation's Dividend Policy: Minimum of 20% of Net Profit after Taxes starting from the period ending December 31, 2005, provided however that the Board of Directors shall have the option to declare more than 20%, if there is excess cash and less than 20%, if no sufficient cash is available.

The Corporation declared cash dividends at P1.25/share last February 28, 2020 with Record Date, March 13 and payable last March 27, 2020.

AGENDA DETAILS AND RATIONALE

Agenda No. 1. Call to Order and Proof of Notice of Meeting

The Chairman of the Board of Directors, Isidro A. Consunji, will call the meeting to order. The Corporate Secretary, John R. Sadullo, shall inform the stockholders that the Notice and the Definitive Information Statement have been published in the business section (both print and online) of a newspaper of general circulation for two (2) consecutive days. The same is also posted in SMPC's website, www.semiraramining.com and on PSE EDGE.

Agenda No. 2. Certification of Quorum

The Corporate Secretary, John R. Sadullo, will certify that copies of this Notice were sent to stockholders of record date, March 18, 2021 and will certify the number of attendees, whether in person or by proxy, for the purpose of determining the existence of quorum to validly transact business.

Agenda No. 3. Approval of Minutes of Previous Stockholders' Meeting Held on July 3, 2020

Minutes of previous meeting is presented to the stockholders for their approval. Copy thereof is available at SMPC's website, www.semiraramining.com.

Agenda No. 4. Presentation and Approval of President's Report

The President and Chief Operating Officer, Maria Cristina C. Gotianun will render the President's Report, and presents to the stockholders for approval the results of SMPC's operation and financial performance for past year.

Agenda No. 5. Presentation and Approval of the Audited Financial Statements for 2020

Presented to the stockholders for approval is SMPC's Consolidated Audited Financial Statements for the period ended December 31, 2020.

Agenda No. 6. Ratification of the Acts of the Board of Directors and Management from the Date of the Last Annual Stockholders' Meeting up to the Date of this Meeting

The acts of the Board of Directors and Management were those taken since the last annual stockholders meeting until the date of this meeting. The resolutions of the Board are enumerated in *Schedule 3* of the Definitive Information Statement.

Agenda No. 7. Election of Directors for 2021-2022

The nominees for directors, including those independent directors, who have been endorsed by the Corporate Governance Committee, will be presented to the stockholders for election. The directors elected will hold office for one (1) year and until their successors shall have been duly elected and qualified. The profile of the nominees is found in *Schedule 2* of the Definitive Information Statement. The nominees to the Board are the following:

- | | |
|-------------------------------|---|
| 1. Isidro A. Consunji | 7. Josefa Consuelo C. Reyes |
| 2. Jorge A. Consunji | 8. Rogelio M. Murga (Lead Independent) |
| 3. Cesar A. Buenaventura | 9. Honorio O. Reyes-Lao (Independent) |
| 4. Herbert M. Consunji | 10. Antonio Jose U. Periquet, Jr. (Independent) |
| 5. Maria Cristina C. Gotianun | 11. Ferdinand M. dela Cruz (Independent) |
| 6. Ma. Edwina C. Laperal | |

Agenda No. 8. Approval of Appointment of Independent External Auditor

The Audit Committee of SMPC upon evaluation of SyCip Gorres Velayo & Co.'s performance, independence, qualifications and with due regard of management feedback will endorse to the stockholders for approval of its re-appointment as SMPC's independent external auditor for the fiscal year 2021.

Agenda No. 9. Other matters

The stockholders may be requested to consider such other issues/matters as may be raised throughout the course of the meeting.

Agenda No. 10. Adjournment

After all business has been considered and resolved, the Chairman shall declare the meeting adjourned.

PROXY FORM
SEMIRARA MINING AND POWER CORPORATION

Item 1. Identification. This proxy is being solicited by the **MANAGEMENT OF SEMIRARA MINING AND POWER CORPORATION** (the “Corporation” or “SMPC”). The Chairman of the Board of Directors or, in his absence, the President of SMPC will vote the proxies at the Annual Stockholders’ Meeting to be held on **May 3, 2021, 10:00 a.m., to be conducted virtually via <https://www.semirarampc.com/asm>.**

Item 2. Instructions.

- (a) The proxy must be duly accomplished by the stockholder of record as of Record Date, or his duly authorized agent. In case of a stockholder that is a corporation or a partnership, the proxy must be accomplished by the officer or agent that is duly authorized to do so by virtue of an appropriate corporate or partnership resolution.
- (b) Duly accomplished proxies must be delivered to the Corporate Secretary of SMPC not later than April 26, 2021, 5:00 p.m. through email at corporatesecretary@semirarampc.com and hard copies at the following address: **Semirara Mining and Power Corporation, 2nd Floor DMCI Plaza, 2281 Don Chino Roces Avenue, Makati City, Philippines.**
- (c) In case of a corporate stockholder, the proxy must be accompanied by a corporate secretary’s certificate quoting the board resolution authorizing the relevant corporate officer to execute the proxy for the corporate stockholder.
- (d) In case of shares of stock owned jointly by two or more persons, the consent of all co-owners must be necessary for the execution of the proxy. For persons owning shares in an “and/or” capacity, any one of them may execute the proxy.
- (e) Validation of proxies will be conducted by the Special Committee of Inspectors designated by the Board on April 27, 2021, 10:00 a.m. at the 2nd Floor, DMCI Plaza, 2281 Don Chino Roces Avenue, Makati City, Philippines. Any dispute which may arise pertaining to the validation shall be resolved by the Securities and Exchange Commission upon formal complaint filed by the aggrieved party.
- (f) Unless otherwise indicated by the stockholder, a stockholder shall be deemed to have designated the Chairman of the Board of Directors, or in his absence, the President of SMPC, as his proxy for the annual stockholders meeting on May 3, 2021.
- (g) If the number of shares of stock is left in blank, the proxy shall be deemed to have been issued for all of the stockholder’s shares of stock in SMPC as of Record Date.
- (h) The manner in which this proxy shall be accomplished, as well as the validation hereof shall be governed by the provisions of SRC Rule 20.11.2.
- (i) The stockholder executing the proxy shall indicate the manner by which he wishes the proxy to vote on the matters in (1), (2), (3), (4), (5) and (6) by checking the appropriate box. **WHERE THE BOXES (OR ANY OF THEM) ARE UNCHECKED, THE STOCKHOLDER EXECUTING THE PROXY IS DEEMED TO HAVE AUTHORIZED THE PROXY TO VOTE IN FAVOR OF THE ITEMS SPECIFIED HEREUNDER.**

The Undersigned Stockholder hereby appoints:

- (a) **The Chairman of the Board of Directors of SMPC, or in his absence, the Vice-Chairman or the President, or in their absence,**
- (b) _____

as his/her/its Proxy to attend the stockholders’ meeting of SMPC, and any adjournment or postponement thereof, and thereat to vote all shares of stock held by the undersigned as specified below and on any matter that may properly come before said meeting.

1. Approval of minutes of previous Stockholders’ meeting held on July 3, 2020

For Against Abstain

2. Presentation and Approval of President’s Report

For Against Abstain

3. Presentation and Approval of the Audited Financial Statements for 2020

For Against Abstain

4. Ratification of the acts of the Board of Directors and Management from the date of the last Annual Stockholders' Meeting up to the date of this Meeting

For Against Abstain

5. Election of Directors for 2021-2022

For all the nominees below, except those whose names are stricken out.

WITHHOLD AUTHORITY TO VOTE FOR ALL NOMINEES LISTED BELOW.

(Instructions: TO STRIKE OUT A NAME OR WITHHOLD TO VOTE FOR ANY INDIVIDUAL NOMINEE, DRAW A LINE THROUGH THE NOMINEE'S NAME IN THE LIST BELOW).

Nominees:

- | | |
|-------------------------------|------------------------------------|
| 1. Isidro A. Consunji | 7. Josefa Consuelo C. Reyes |
| 2. Jorge A. Consunji | 8. Rogelio M. Murga* |
| 3. Cesar A. Buenaventura | 9. Honorio O. Reyes-Lao* |
| 4. Herbert M. Consunji | 10. Antonio Jose U. Periquet, Jr.* |
| 5. Maria Cristina C. Gotianun | 11. Ferdinand M. dela Cruz* |
| 6. Ma. Edwina C. Laperal | |

**Nominated Independent Director*

6. Approval of appointment of Independent External Auditor

For Against Abstain

Item 3. Revocability of Proxy. – Any stockholder who executes the proxy enclosed with this statement may revoke it at any time before it is exercised. The proxy may be revoked by the stockholder executing the same at any time by submitting to the Corporate Secretary a written notice of revocation not later than the start of the meeting, or by attending the meeting in person and signifying his intention to personally vote his shares. Shares represented by an unrevoked proxy will be voted as authorized by the stockholder.

Item 4. Persons Making the Solicitation. – The solicitation is made by the Management of SMPC. No director of SMPC has informed in writing that he intends to oppose an action intended to be taken up by the Management of SMPC at the annual meeting. Solicitation of proxies shall be made through the use of mail or personal delivery. SMPC will shoulder the cost of solicitation involving reproduction and mailing of this proxy in an estimated amount of Php90,000.00, more or less.

Item 5. Interest of Certain Persons in Matters to be Acted Upon. – No director, officer, nominee for director, or associate of any of the foregoing, has any substantial interest, direct or indirect, by security holdings or otherwise, on the matter to acted upon at the annual stockholders' meeting to be held on May 3, 2021.

Number of Shares Held as of Record Date: _____

Date of Proxy

(Signature above printed name, including title when signing for a corporation or partnership or as an agent, attorney or fiduciary).

**SECURITIES AND EXCHANGE COMMISSION
SEC FORM 20-IS
INFORMATION STATEMENT PURSUANT TO SECTION 20
OF THE SECURITIES REGULATION CODE**

1. Check appropriate box
 Preliminary Information Statement
 Definitive Information Statement
2. Name of Corporation as specified in its charter: **Semirara Mining and Power Corporation**
3. Province, Country, or other jurisdiction of incorporation or organization: **Philippines**
4. SEC Identification No.: **91447**
5. BIR Tax Identification No.: **000-190-324-000**
6. Address of Principal office: **2/F DMCI Plaza, 2281 Don Chino Roces Ave., Makati City, Philippines**
7. Corporation's telephone number, including area code: **(632)8888-3000, 8816-7301 to 10**
8. Date, time and place of meeting of Security Holders: **May 3, 2021, 10:00 a.m., to be conducted virtually via <https://www.semirarampc.com/asm>.**
9. Approximate Date on which the Information Statement is to be sent or given to Security Holders: **April 8, 2021**
10. **In case of Proxy Solicitations:**
Name of Person Filing the Statement/Solicitor: The Management of the Corporation
**Address and Telephone No.: 2/F DMCI Plaza
 2281 Don Chino Roces Ave., Makati City, Philippines
 (632)8888-3000/8816-7301 to 10**
11. Securities registered pursuant to Sections 8 and 12 of the Securities Regulation Code or Sections 4 and 9 of the Revised Securities Act:

Title of Each Class	Number of Shares of Stock
Common Shares	4,250,547,620
12. Are any or all of Corporation's securities listed with the Philippine Stock Exchange?
 Yes No
 Listed at Philippine Stock Exchange: **Common Shares**

SEMIRARA MINING AND POWER CORPORATION
SEC FORM 20-IS

TABLE OF CONTENTS

Part I - INFORMATION REQUIRED IN THE INFORMATION STATEMENT -----	4
A. General Information -----	4
Item 1. Date, Time and Place of Meeting -----	4
Item 2. Dissenter's Right of Appraisal -----	4
Item 3. Interest of Certain Persons or Opposition -----	4
B. Control and Compensation Information -----	5
Item 4. Voting Securities and Principal Holders -----	5
a. Record Date -----	5
b. Outstanding Shares -----	5
c. Items for Stockholders' Approval -----	5
d. Security Ownership of Certain Record -----	5
e. Security Ownership of Management -----	6
f. Voting Trust Holders of 5% or more -----	6
g. Changes in Control -----	6
h. Certain Relationship and Related Transactions -----	6
Item 5. Directors and Executive Officers -----	10
a. Names, Ages and Citizenship -----	10
1 Directors -----	10
2 Executive Officers -----	11
b. Term of Office -----	12
c. Independent Directors -----	12
d. Other Directorship Held in Reporting Companies -----	12
e. Family Relationship -----	13
f. Legal Proceedings -----	13
g. Significant Employees -----	14
h. Training and Continuing Education Attended by Directors and Key Officers -----	14
Item 6. Compensation of Directors and Executive Officers -----	15
a. Compensation of Directors and Executive Officers -----	15
b. Employment Contracts, Compensatory Plan or Arrangement -----	16
c. Stock Warrants or Options -----	16
Item 7. Independent Public Accountant -----	16
C. Issuance and Exchange of Securities -----	17
D. Other Matters -----	17
Item 8. Summary of Matters to be Submitted to Stockholders for Approval -----	17
a. Approval of Previous Minutes of Meeting -----	17
b. Approval of Management Report -----	17
c. Approval of Audited Financial Statements -----	17
d. Ratification of Corporate Acts -----	17
e. Re-appointment of Independent External Auditor -----	17
f. Election of Directors -----	18
Item 9. Voting Procedures -----	18

a.	Votes Requirement of Matters Submitted to Stockholders for Approval and Election of Directors -----	18
b.	Method by which Votes will be Counted -----	18
Item 10.	Disclosure Requirements Pursuant to Section 49, Revised Corporation Code ----	19
Item 11.	Market for Registrant’s Common Equity -----	21
PART II - PROXY FORM -----		21
PART III - SIGNATURE -----		24

SCHEDULES

Schedule 1	Beneficial Ownership of Principal Stockholder -----	25
Schedule 2	List of Candidates -----	26
Schedule 3	2020 Summary of Board Acts and Resolutions -----	36
Schedule 4	Requirements and Procedure for Electronic Voting <i>In Absentia</i> and Participation by Remote Communication -----	40

ATTACHMENTS

- Notice of Annual Stockholders’ Meeting and Rationale
Proxy Form
- Certification of Independent Director
- Certification on Non-Employment in Government
- Management Report

PART I.

INFORMATION REQUIRED IN INFORMATION STATEMENT

A. GENERAL INFORMATION

Item 1. Date, Time and Place of Meeting

The enclosed Information Statement will be used in connection with the annual meeting of stockholders of Semirara Mining and Power Corporation (the “Corporation” or “SMPC”) to be held on **May 3, 2021, at 10:00 a.m., to be conducted virtually via <https://www.semirarampc.com/asm>**. Please refer to *Schedule 4* on the requirements and procedure for electronic voting *in absentia* and participation by remote communication.

The Definitive Information Statement will be sent to the stockholders of record as of March 18, 2021 (the “Record Date”) at least fifteen (15) business days prior to May 3, 2021 or not later than April 8, 2021. The matters to be considered and acted upon at such meeting are referred to in the Notice and are more fully discussed in this statement. SMPC’s complete mailing address is at **2nd Floor, DMCI Plaza, 2281 Don Chino Roces Avenue, Makati City, Philippines.**

Item 2. Dissenter’s Right of Appraisal

Pursuant to Sec. 80, RA 11232 (Revised Corporation Code of the Philippines), any stockholder of a corporation shall have the right to dissent and demand payment of the fair value of the shares in the following instances:

- (a) In case any amendment to the articles of incorporation has the effect of changing or restricting the rights of any stockholders or class of shares, or of authorizing preferences in any respect superior to those of outstanding shares of any shares of any class, or of extending or shortening the term of corporate existence.
- (b) In case of sale, lease, exchange, transfer, mortgage, pledge or other disposition of all or substantially all of the corporate property and assets as provided in this Code;
- (c) In case of merger or consolidation; and
- (d) In case of investment of corporate funds for any purpose other than the primary purpose of the corporation.

A stockholder must have voted against the proposed corporate action in order to avail himself of the appraisal right. The procedure for the exercise by a dissenting stockholder of his appraisal right is as follows:

- (a) The dissenting stockholder shall make a written demand on the corporation within 30 days after the date on which the vote was taken for payment for the fair value of his shares. The failure of the stockholder to make the demand within 30-day period shall be deemed a waiver on his appraisal right;
- (b) If the proposed corporate action is implemented or effected, the corporation shall pay to such stockholder, upon surrender of corresponding certificate(s) of stock within 10 days after demanding payment for his shares (Sec. 85, RA 11232), the fair value thereof; and
- (c) Upon payment of the agreed or awarded price, the stockholder shall transfer his share to the corporation.

Appraisal right is not available for any items of the agenda to be voted upon by the stockholders.

Item 3. Interest of Certain Persons in or Opposition to Matters to be acted upon

Other than election to office, no director, officer, nominee for election as director or associate of any of the foregoing have a substantial interest, direct or otherwise, in any matter to be acted upon at the annual stockholders’ meeting. No director has informed SMPC that he/she intends to oppose any action to be taken up by SMPC at the annual stockholders’ meeting.

B. CONTROL AND COMPENSATION INFORMATION

Item 4. Voting Securities and Principal Holders Thereof

- (a) The Board of Directors has set March 18, 2021, as the Record Date to determine the stockholders entitled to notice of and vote at the annual stockholders' meeting on May 3, 2021. SMPC's outstanding shares are all classified as common shares.
- (b) Class of voting shares as of March 18, 2021:

<u>Nationality</u>	<u>Classes of Voting Shares</u>	<u>Number of Shares</u>	<u>Percentage</u>
<u>Filipino</u>	<u>Common</u>	<u>4,078,240,990</u>	<u>95.95%</u>
<u>Non-Filipino (Foreign)</u>	<u>Common</u>	<u>172,306,630</u>	<u>4.05%</u>
<u>Total Number of Shares Entitled to Vote</u>		<u>4,250,547,620</u>	<u>100.00%</u>

The breakdown of shares owned by foreign stockholders are as follows:

<u>Location of Stockholders</u>	<u>No. of Stockholders</u>	<u>Nat. %</u>	<u>No. of Shares</u>	<u>%</u>
China	9	1.21	388,081	0.01
India	1	0.13	10,520	0.00
Taiwan	1	0.13	1	0.00
United Kingdom	1	0.13	1,800	0.00
Others (PCD Nominee Corp. – Foreign)	1	0.13	171,906,228	4.04
Total	13	1.75	172,306,630	4.05

- (c) At the annual stockholders' meeting to be held on May 3, 2021, the holders of common shares as of the Record Date shall be entitled to vote on the following items, each share of outstanding common stock shall be entitled to one (1) vote: (i) approval of minutes of previous stockholders' meeting held on July 3, 2020; (ii) presentation and approval of President's Report; (iii) presentation and approval of the audited financial statement for 2020; (iv) ratification of the acts of the Board of Directors and Management from the date of the last annual stockholder's meeting up to the date of this meeting; and (v) approval of appointment of independent external auditor.

In the election of directors, every stockholder entitled to vote shall have the right to vote in person or by proxy, or through remote communication or in absentia, the number of common shares of stock standing in his name as of Record Date. A stockholder entitled to vote may vote such number of shares for as many persons as there are directors to be elected, or he may cumulate said shares and give one candidate as many votes as the number of directors to be elected multiplied by the number of his shares shall equal, or he may distribute them on the same principle among as many candidates as he shall see fit. Provided, that the total number of votes cast by him shall not exceed the number of shares owned by him as shown in the books of SMPC multiplied by the whole number of directors to be elected. No discretionary authority to cumulate votes is being solicited.

Please refer to Schedule 4 on the requirements and procedure for electronic voting in absentia and participation by remote communication.

- (d) **Security Ownership of Certain Record and Beneficial Owners and Management.** - The following table sets forth as of March 18, 2021, the record or beneficial owners of more than five percent (5%) of the outstanding common shares of SMPC and the amount of such record or beneficial ownership.

<u>Title of Class</u>	<u>Name, Address of record owner and relationship with Issuer</u>	<u>Name of Beneficial Owner of more than 5% and</u>	<u>Citizenship</u>	<u>Amount/ Nature of Record/</u>	<u>Percent of Class</u>
-----------------------	---	---	--------------------	----------------------------------	-------------------------

		Relationship with Record Owner		Beneficial Ownership	
Common	DMCI Holdings, Inc. 3/F Dacon Bldg, 2281 Don Chino Roces Ave., Makati City, stockholder of record ¹	See Schedule 1	Filipino	2,407,770,396	56.63%
Common	PCD Nominee Corp. (Filipino), stockholder of record	No stockholders owning 5% or more under PCD Nominee Corp. (Filipino)	Filipino	815,946,326*	19.19%
Common	Dacon Corporation, Dacon Bldg., 2281 Don Chino Roces Ave., Makati City, stockholder of record ²	See Schedule 1	Filipino	542,067,778	12.75%

*Inclusive of 1,090,080 treasury shares

- (e) **Security Ownership of Management.** - The table sets forth as of March 18, 2021 the beneficial stock ownership of each director of SMPC and all officers and directors as a group.

Title of class	Name of beneficial owner	Amount and nature of beneficial ownership			Citizenship	%
		Direct	Indirect ³	Total		
Common	Isidro A. Consunji	24,144	24,436,270	24,460,414	Filipino	0.58
Common	Cesar A. Buenaventura	72,120	-	72,120	Filipino	0.00
Common	Jorge A. Consunji	500,144	5,175,704	5,675,848	Filipino	0.13
Common	Herbert M. Consunji	120	-	120	Filipino	0.00
Common	Honorio O. Reyes-Lao	1,328,040	562,480	1,890,520	Filipino	0.04
Common	Rogelio M. Murga	40,040	-	40,040	Filipino	0.00
Common	Antonio Jose U. Periquet, Jr.	4,333,000	-	4,333,000	Filipino	0.10
Common	Maria Cristina C. Gotianun	1,428	20,496,937	20,498,365	Filipino	0.48
Common	Ma. Edwina C. Laperal	4,188	12,572,083	12,576,271	Filipino	0.30
Common	Josefa Consuelo C. Reyes	412,400	5,674,598	6,086,998	Filipino	0.14
Common	Luz Consuelo A. Consunji	45,040	-	45,040	Filipino	0.00
Common	Junalina S. Tabor	-	-	-	Filipino	0.00
Common	Nena D. Arenas	16,000	-	16,000	Filipino	0.00
Common	John R. Sadullo	-	-	-	Filipino	0.00
Common	Jose Anthony T. Villanueva	3,000	55,560	58,560	Filipino	0.00
Common	Andreo O. Estrellado	-	-	-	Filipino	0.00
Common	Ruben P. Lozada	475,200	-	475,200	Filipino	0.01
Common	Carla Cristina T. Levina	-	-	-	Filipino	0.00
Common	Karmine Andrea S.J. Ching	120	-	120	Filipino	0.00
Common	Jojo L. Tandoc	400	-	400	Filipino	0.00
Aggregate Ownership of all directors and officers as a group		7,255,384	68,973,632	76,229,016		1.79

The percentages of ownership of the above officers and directors are minimal. There are no arrangements, which may result in a change in control of the registrant.

- (f) **Voting trust holders of five percent (5%) or more.** - There are no voting trust agreements or any other similar agreement which may result in a change in control of SMPC of which SMPC has any knowledge.
- (g) **Changes in Control.** - From July 3, 2020 to date, there has been no change in control in the Management of SMPC.
- (h) **Certain Relationship and Related Transactions.** - In 2020, Related Party Transactions are ordinary and normal in the course of business and did not include financial assistance or loans to

¹ Messrs. Isidro A. Consunji, Herbert M. Consunji and Maria Cristina Gotianun shall exercise the voting rights in behalf of DMCI Holdings, Inc.

² Messrs. Isidro A. Consunji, Jorge A. Consunji, Maria Cristina C. Gotianun, Josefa Consuelo C. Reyes, Ma. Edwina C. Laperal, and Luz Consuelo A. Consunji shall exercise the voting rights in behalf of Dacon Corporation.

³ Shares are either held by family members sharing the same household or by a corporation of which the reporting person is a controlling shareholder.

affiliates or related entities which are not wholly-owned subsidiaries. Note 19 of the attached Audited Consolidated Financial Statements for the period ended December 31, 2020 indicate significant transactions with related parties. Below are the descriptions of said transactions:

19. Related Party Transactions

The Group in its regular conduct of business has entered into transactions with related parties. Parties are considered to be related if, among others, one party has the ability, directly or indirectly, to control the other party or exercise significant influence over the other party in making the financial and operating decisions, the parties are subject to common control or the party is an associate or a joint venture. The Group has affiliates enumerated below which are under common control of DMCI-HI and Consunji family.

The significant transactions with related parties follow:

		2020			
	Reference	Amount/ Volume	Receivable (Payable)	Terms	Conditions
<i>Trade receivables (Note 5)</i>					
<i>Trade payables (Note 15)</i>					
<i>Entities under common control</i>					
				30 days, noninterest-bearing	
	(c)	(₱23,055,378)	(₱3,747,060)	30 days, noninterest-bearing	
—	(d)	91,459,312	(53,574,790)	30 days, noninterest-bearing	Unsecured
=	(e)	(128,030,141)	(128,040,141)	30 days, noninterest-bearing	Unsecured
				30 days for monthly billings and portion after expiration of, retention period, noninterest-bearing	
	(f)	66,615,279	(273,335,233)	30 days, noninterest-bearing	Unsecured
		14,822,091	(51,835)	30 days, noninterest-bearing	Unsecured
	(g)	611,855	-	30 days, noninterest-bearing	Unsecured
	(h)	(425,657)	(832,859)	30 days, noninterest-bearing	Unsecured
	(i)	(4,794,885)	(27,239,435)	30 days, noninterest-bearing	Unsecured
	(j)	-	-	30 days, noninterest-bearing	Unsecured
	(b)	-	-	30 days, noninterest-bearing	Unsecured
			(₱510,862,020)		
<hr/>					
		2019			
	Reference	Amount/ Volume	Receivable (Payable)	Terms	Conditions
<i>Trade receivables (Note 5)</i>					
<i>Entities under common control</i>					
	(a)	₱29,992,618	₱29,992,618	Noninterest-bearing, due and demandable	Unsecured, no impairment
	(b)	170,077,389	120,559,433	Noninterest-bearing, due and demandable	Unsecured, no impairment
			₱150,552,051		

<u>Trade payables (Note 15)</u>						
<i>Entities under common control</i>						
Operation and maintenance fees	(c)	(₱12,113,882)	(₱26,802,437)	30 days, noninterest-bearing		
Coal handling services	(d)	35,118,853	(145,034,102)	30 days, noninterest-bearing		Unsecured
Mine exploration and hauling services	(e)	(311,041,399)	-	30 days, noninterest-bearing		Unsecured
Construction and other outside services	(f)	(201,208,133)	(339,950,509)	30 days for monthly billings and portion after expiration of, retention period, noninterest-bearing		Unsecured
Retention payable		(52,894,815)	(14,822,091)	30 days, noninterest-bearing		Unsecured
Purchases of office supplies and refreshments	(g)	(734,678)	(611,855)	30 days, noninterest-bearing		Unsecured
Land and warehouse rental expenses	(h)	(13,646,093)	(407,202)	30 days, noninterest-bearing		Unsecured
Aviation services	(i)	(130,426,947)	(22,444,550)	30 days, noninterest-bearing		Unsecured
Arrastre and cargo services	(j)	-	(1,620,561)	30 days, noninterest-bearing		Unsecured
Others	(b)	-	(1,500)	30 days, noninterest-bearing		Unsecured
			(₱551,694,807)			

- The Group has coal sales to DMCI Masbate Power Corporation (DMPC), an entity under common control of DMCI-HI.
- The Group has receivables for services rendered, deliveries of goods and reimbursement of expenses advanced by the Group to its affiliates. This includes contracted services, share in rental expenses, office materials and supplies, and maintenance and renewal expenses of information systems.
- SCPC engaged DMCI Power Corporation (DPC), for the management, operation and maintenance of the power plant.
- SCPC and SLPGC entered into a voyage charter agreement with DMC Construction Equipment and Resources, Inc. (DMC CERI). SLPGC and SCPC hired St. John Bulk Handlers, Inc. (SJBHI) for its coal handling services. Cost of coal handling services for SCPC and SLPGC are included in the 'Cost of power sales' (see Note 21).
- In 2019, DMC-CERI had transactions with the Parent Company for services rendered relating to the Parent Company's coal operations. These include services for the confirmatory drilling for coal reserve and evaluation of identified potential areas, exploratory drilling of other minerals within Semirara Island, dewatering well drilling along cut-off wall of Panian mine and fresh water well drilling for industrial and domestic supply under an agreement. Expenses incurred for said services are included in cost of sales under 'Outside services' in the consolidated statement of comprehensive income (nil in 2020, see Note 21).

DMC-CERI operate, maintain and manage Parent Company's marine vessel for use in shiploading and delivery of coal to its various customer. The coal freight billing is on a per metric ton basis plus demurrage charges for delays in loading and unloading of coal cargoes. Expenses incurred for these services are included in cost of sales under 'Hauling and shiploading costs' in the consolidated statement of comprehensive income (see Note 21).

In 2020, marine vessels were sold to DMC-CERI with a total cost of ₱564.28 million. Gain recognized from this transaction amounted to ₱56.30 million (see Notes 10 and 25).

Effective 2018, the Parent Company amended its Operations and Maintenance agreement with DMC-CERI wherein, DMC-CERI will be credited for all the despatch for the early loading and unloading of coal cargos in the Semirara Port. In addition, demurrage charges shall be charged to the account of DMC-CERI or the customer on the basis of who is at fault to cause the laytime delay.

Furthermore, DMC-CERI provides the Parent Company labor services relating to coal operations including those services rendered by consultants. Expenses incurred for said services are included in cost of sales under 'Direct labor' in the consolidated statement of comprehensive income (see Note 21).

Labor costs related to manpower services rendered by DMC-CERI represent actual salaries and wages covered by the period when the services were rendered to Parent Company in its coal operations. Under existing arrangements, payments of said salaries and wages are given directly to personnel concerned.

- f. The Group contracted DMCI for the construction of its 1x 5 MW Power Plant located at Semirara Island and the construction of SLPGC's 2x150 MW coal-fired thermal power plants in Batangas. Other services include ongoing rehabilitation of existing power plant, and other constructions in compliance with its Corporate Social Responsibility (CSR) such as construction of covered tennis courts, track and field, perimeter fence and others.

In addition, the Group have retention payable to DMCI which represents amounts withheld from payments to contractors as guaranty for any claims against them. These are noninterest-bearing and will be remitted to contractors at the end of the contracted work.

- g. The Group engaged Sirawai Plywood & Lumber Corp. and South Davao Development Corporation to supply various raw materials, office supplies and refreshments.
- h. DMC Urban Property Developers, Inc. (DMC-UPDI) had transactions with the Group representing long-term lease on land, warehouse space and other transactions rendered to the Parent Company necessary for the coal operations. Warehouse rental expenses are included in cost of sales under 'Outside services' while rental expenses related to land are included in cost of sales under 'Depreciation and amortization' in the consolidated statement of comprehensive income (see Notes 2 and 21).
- i. Royal Star Aviation Inc. provide maintenance services and hangarage for the Parent Company's aircraft use to transport supplies, employees and visitors in and out the minesite. The related expenses are included in cost of sales under 'Production overhead' in the consolidated statement of comprehensive income (see Note 21).
- j. In 2019, Vincent Arrastre and Cargo Services, Inc. had transactions with the Parent Company for shipsiding services.

Pursuant to the SMPC's Related Party Transaction Policy, material transactions are reviewed by the Independent Directors through the Board's Audit Committee to ensure arms-length and fair terms. However, if the same is not identifiable beforehand, it must be subsequently reviewed and ratified by the Board. Director, officer or key management personnel shall promptly notify the Audit Committee or SMPC's Corporate Counsel of any interest he or his immediate family member had, has or may have in a related-party transaction. He shall disclose all material information concerning the related-party transaction.

None of SMPC's directors or key officers have entered into self-dealing and related party transactions with or involving SMPC in 2020. Actual related party transactions during the year were conducted in arms-length terms.

In addition, our Insider Trading Policy requires all Directors and Key Officers to report their trades within three (3) business days for eventual reporting to the PSE and SEC. Our disclosures include purchase of shares from market, changes in beneficial ownership of securities among others. In 2020, SCC trades by Directors are disclosed promptly.

Item 5. Directors and Executive Officers

(a) Names, ages and citizenship of all Directors, including Independent Directors and Executive Officers and all persons nominated or chosen to become such

1. **Directors.** – Except for Luz Consuelo A. Consunji, the following incumbent directors have been nominated to the Board of Directors for the ensuing year and have accepted their nomination:

No.	Board	Names	Citizenship	Age
1.	Chairman	Isidro A. Consunji	Filipino	72
2.	Member	Jorge A. Consunji	Filipino	69
3.	Member	Cesar A. Buenaventura	Filipino	91
4.	Member	Maria Cristina C. Gotianun	Filipino	66
5.	Member	Ma. Edwina C. Laperal	Filipino	59
6.	Member	Herbert M. Consunji	Filipino	68
7.	Member	Josefa Consuelo C. Reyes	Filipino	73
8.	Member	Luz Consuelo A. Consunji	Filipino	67
9.	Independent	Honorio O. Reyes-Lao	Filipino	76
10.	Lead Independent	Rogelio M. Murga	Filipino	86
11.	Independent	Antonio Jose U. Periquet, Jr.	Filipino	59

Ferdinand M. dela Cruz was also nominated independent director on February 17, 2021 by Romulo D. San Juan, a non-controlling stockholder of SMPC and is not related by affinity or consanguinity to Mr. dela Cruz. Mr. dela Cruz has likewise accepted his nomination. Rogelio M. Murga, Honorio O. Reyes-Lao, and Antonio Jose U. Periquet, Jr. were also nominated independent directors by Antonio C. Olizon on February 24, 2021. Mr. Olizon is a non-controlling stockholder of SMPC and is not related by affinity or consanguinity to the nominees.

Isidro A. Consunji, Jorge A. Consunji, Herbert M. Consunji, and Cesar A. Buenaventura were formally nominated regular director by a shareholder of SMPC, Maria Cristina C. Gotianun on March 1, 2021. Ms. Gotianun is the sister of Isidro A. Consunji, Jorge A. Consunji, and cousin of Herbert M. Consunji. She is not related to Cesar A. Buenaventura.

Moreover, Maria Cristina C. Gotianun, Josefa Consuelo C. Reyes, and Ma. Edwina C. Laperal were nominated by Jorge A. Consunji on March 1, 2021. Jorge A. Consunji is the brother of Mses. Gotianun, Reyes and Laperal.

The Corporate Governance Committee has set March 5, 2021 as the deadline for submission of nominees to the Board. Validation of proxies is scheduled on April 27, 2021, 10:00 a.m. at the office of SMPC and shall be conducted by the Special Committee of Inspectors designated by the Board.

The nominees to the Board for election at the annual stockholders' meeting on May 3, 2021, have served SMPC for at least five years except for Honorio O. Reyes-Lao who was elected to the Board as independent director on May 2, 2017 while Antonio Jose U. Periquet, Jr. was appointed independent director on August 9, 2019 to fill the vacancy. Finally, Ferdinand M. dela Cruz is a first-time nominee to the Board.

The current members of the Corporate Governance Committee (with functions of Nomination and Election, and Compensation & Remuneration committees) of SMPC are Honorio O. Reyes-Lao as Chairman while Rogelio M. Murga and Maria Cristina C. Gotianun are Members.

The record of attendance of Directors to board and annual stockholders’ meetings for 2020 is as follows:

	Name	2020 Board/Stockholder Meeting Attendance								Total	%
		28-Feb	24-Mar	8-May	3-Jul	3-Jul	7-Aug	27-Oct			
1	Isidro A. Consunji	√	√	√	√	√	√	√	7/7	100%	
2	Maria Cristina C. Gotianun	√	√	√	√	√	√	√	7/7	100%	
3	Jorge A. Consunji	√	√	√	√	√	√	√	7/7	100%	
4	Herbert M. Consunji	√	√	√	√	√	0	√	6/7	86%	
5	Cesar A. Buenaventura	√	√	√	√	√	√	√	7/7	100%	
6	Ma. Edwina C. Laperal	0	√	√	√	√	√	√	6/7	86%	
7	Josefa Consuelo C. Reyes	√	√	√	√	√	√	√	7/7	100%	
8	Luz Consuelo A. Consunji	√	√	√	√	√	√	√	7/7	100%	
9	Rogelio M. Murga (<i>Independent</i>)	0	√	√	√	√	√	√	6/7	86%	
10	Honorio O. Reyes-Lao (<i>Independent</i>)	√	√	√	√	√	√	√	7/7	100%	
11	Antonio Jose U. Periquet, Jr. (<i>Independent</i>)	√	√	√	√	√	√	√	7/7	100%	

Special/Regular/Organizational/ASM R S R ASM O R R

The record of attendance of Board Committees for 2020 is as follows:

Name	Audit Committee (AC)	Risk Committee (RC)	Corporate Governance Committee (CGC)
Isidro A. Consunji <i>RC, Member</i>	n.a.	1/2	n.a.
Maria Cristina C. Gotianun <i>CGC, Member</i>	n.a.	n.a.	3/3
Herbert M. Consunji <i>AC, Member</i>	5/5	n.a.	n.a.
Rogelio M. Murga <i>RC, Chairman; AC, Member; CGC, Member</i>	5/5	2/2	3/3
Honorio O. Reyes-Lao <i>CGC, Chairman; AC, Member RC, Member</i>	5/5	2/2	3/3
Antonio Jose U. Periquet, Jr. <i>AC, Chairman</i>	5/5	n.a.	n.a.

2. Executive Officers. –

No.	Names	Position	Citizenship	Age
1.	Isidro A. Consunji	Chief Executive Officer	Filipino	72
2.	Maria Cristina C. Gotianun	President & Chief Operating Officer	Filipino	66
3.	Junalina S. Tabor	Chief Risk, Compliance & Performance Officer/SVP of SMPC Group	Filipino	57
4.	Nena D. Arenas	VP, Chief Governance Officer & Compliance Officer	Filipino	60
5.	John R. Sadullo	VP-Legal, Corporate Secretary & Corporate Information Officer	Filipino	50
6.	Jose Anthony T. Villanueva	VP-Marketing for Coal	Filipino	56
7.	Andreo O. Estrellado	VP-Power Market & Commercial Operations	Filipino	59
8.	Ruben P. Lozada	VP-Mining Operations & Resident Manager	Filipino	65
9.	Carla Cristina T. Levina	Chief Finance Officer/VP of SMPC Group	Filipino	36

10.	Jojo L. Tandoc	VP-Human Resources & Organizational Development	Filipino	44
11.	Karmine Andrea S.J. Ching	AVP-Corporate Planning of SMPC Group	Filipino	37

The summary of qualifications of incumbent/nominee directors for election at the annual stockholders' meeting and executive officers of SMPC is set forth in *Schedule 2* hereof.

The Board's annual performance evaluation process covers the full Board, Board Committee and individual director self-assessments. The full Board evaluation includes the Board and Board Committees' responsibilities, structure, meetings, processes, and management support, while individual director performance criteria take into account the leadership, interpersonal skills, strategic thinking, and participation in Board meetings and committee assignments. Assessment results are provided to the Corporate Governance Committee and reported to the Board for disposition and continual improvement of Board performance effectiveness. Feedback, if any, to enhance management support to the Board are likewise communicated to senior management for appropriate action.

In 2020, the SMPC engaged an external professional facilitator, Castillo Laman Tan Pantaleon & San Jose Law Firm, to administer our full Board, Committee and individual director performance assessments in compliance with the SEC's Corporate Governance Guidelines for PLCs.

- (b) **Term of Office.** - The term of office of the Directors and Executive Officers is one (1) year from their election as such and until their successors shall have been elected and qualified.
- (c) **Independent Directors.** - SMPC's Manual on Corporate Governance submitted to SEC on May 30, 2017 requires at least two (2) independent directors. On December 8, 2008, the SEC approved the amendment to SMPC's By-Laws to include Art. III thereof on the adoption of SRC Rule 38 which requires SMPC to have at least two (2) independent directors or such number of independent directors as shall constitute at least twenty percent (20%) of the members of its Board, whichever is lesser. The four (4) nominees for independent directors were nominated and selected by the Corporate Governance Committee in accordance with the guidelines in the Code of Corporate Governance for Publicly-Listed Companies (SEC Memorandum Circular No. 19, Series of 2016) and the Guidelines on the Nomination and Election of Independent Directors (SRC Rule 38).

SMPC abides with SRC Rule 38, its By-Laws, and the relevant or subsequent circulars, memoranda or notices of SEC regarding the qualifications, nomination and election, the submission of certificate of qualification, and the required number of independent directors. DMCI Holdings, Inc. (DHI) is the majority stockholder of SMPC. Honorio O. Reyes-Lao and Antonio Jose U. Periquet, Jr., the nominated independent directors are stockholders and/or independent directors of DHI.

The independent directors herein nominated, Rogelio M. Murga, Honorio O. Reyes-Lao, Antonio Jose U. Periquet, Jr. were elected to the Board on November 11, 2014, May 2, 2017, and August 9, 2019, and have served as such for at least six (6) years, three (3) years, and one (1) year, more or less, on the date of the annual stockholders' meeting, respectively, while Ferdinand M. dela Cruz is a first-time nominee to the Board. The herein nominees for independent director are compliant with the term limits pursuant to SEC Memorandum Circular No. 19, Series of 2016, which requires that independent directors shall serve for a maximum cumulative term of nine (9) years. Reckoning of the cumulative nine-year term is from 2012.

- (d) **Other Directorship Held in Reporting Companies - Naming each Company.** -

Cesar A. Buenaventura	<ul style="list-style-type: none"> ▪ Vice Chairman, DMCI Holdings, Inc. ▪ Independent Director, PetroEnergy Resources Corporation ▪ Independent Director, iPeople, Inc.
-----------------------	--

	<ul style="list-style-type: none"> ▪ Independent Director, Concepcion Industrial Corporation ▪ Independent Director, Pilipinas Shell Petroleum Corporation ▪ Independent Director, International Container Terminal Services, Inc.
Isidro A. Consunji	<ul style="list-style-type: none"> ▪ Chairman, President & CEO, DMCI Holdings, Inc. ▪ Director, Atlas Consolidated Mining and Development Corp.
Jorge A. Consunji	<ul style="list-style-type: none"> ▪ Director, DMCI Holdings, Inc.
Herbert M. Consunji	<ul style="list-style-type: none"> ▪ Director, DMCI Holdings, Inc.
Maria Cristina C. Gotianun	<ul style="list-style-type: none"> ▪ Director, DMCI Holdings, Inc.
Ma. Edwina C. Laperal	<ul style="list-style-type: none"> ▪ Director, DMCI Holdings, Inc.
Honorio O. Reyes-Lao	<ul style="list-style-type: none"> ▪ Independent Director, DMCI Holdings, Inc. ▪ Director, Philippine Business Bank
Luz Consuelo A. Consunji	<ul style="list-style-type: none"> ▪ Director, DMCI Holdings, Inc.
Antonio Jose U. Periquet, Jr.	<ul style="list-style-type: none"> ▪ Independent Director, ABS-CBN Corporation ▪ Independent Director, Ayala Corporation ▪ Independent Director, Bank of the Philippine Islands ▪ Independent Director, Max's Group of Companies ▪ Independent Director, Philippine Seven Corporation ▪ Independent Director, DMCI Holdings, Inc.

(e) **Family Relationship.** - Isidro A. Consunji, Jorge A. Consunji, Maria Cristina C. Gotianun, Josefa Consuelo C. Reyes, and Ma. Edwina C. Laperal are siblings, and Herbert M. Consunji is their cousin.

(f) **Legal Proceedings.** - None of the directors, executive officers, and nominee for regular or independent director was involved in the past five (5) years in any bankruptcy proceeding. Except for the criminal cases below, neither have they been convicted by final judgment in any criminal proceeding, nor been subject to any order, judgment or decree, not subsequently reversed, suspended or vacated, of any court competent jurisdiction, domestic or foreign, permanently or temporarily enjoining, barring, suspending, or otherwise limiting their involvement in any type of business, securities, commodities or banking activities, nor found being found by a domestic or foreign court of competent jurisdiction (in a civil action), the Commission or comparable foreign body, or a domestic or foreign Exchange or other organized trading market or self-regulatory organization, to have violated a securities or commodities law or regulation and the judgment has not been reversed, suspended, or vacated.

Below are the pending criminal cases filed against the directors of SMPC, Isidro A. Consunji, Cesar A. Buenaventura and Ma. Edwina C. Laperal:

(1) *Pp. vs. Consunji, et. al., Criminal Case No. Q-02-114052, RTC-QC, Branch 78.* - A complaint for violation of Article 315(2)(a) of the Revised Penal Code, as qualified by Presidential Decree No. 1689 was filed in RTC-QC Branch 78 as Criminal Case No. Q-02-114052 pursuant to a resolution of the Quezon City Prosecutor dated December 3, 2002 in I.S. No. 02-7259 finding probable cause against the directors and officers of Universal Leisure Club (ULC) and its parent company, Universal Rightfield Property Holdings, Inc., including Isidro A. Consunji as former Chairman, Cesar A. Buenaventura and Ma. Edwina C. Laperal as former directors of ULC. Complainants claim to have been induced to buy ULC shares of stock on the representation that ULC shall develop a project known as “a network of 5 world clubs.”

The case was re-raffled to RTC-QC Branch 85 (the “Court”). On January 10, 2003 respondents filed their Motion for Reconsideration on the resolution dated December 3, 2002 recommending the filing of the complaint in court, which was granted on August 18, 2003. Accordingly, a Motion to Withdraw Information was filed in Court. On September 11, 2003, complainants’ sought reconsideration of the resolution withdrawing the information, but was denied by the City Prosecutor. By reason of the denial, Complainants’ filed a Petition for Review with the Department of Justice (DOJ) on August 26, 2005.

Meanwhile, the Court granted the withdrawal of information on June 6, 2005. Complainants filed a Motion for Reconsideration and Urgent Motion for Inhibition, but were both denied by the Court in its Omnibus Order dated November 29, 2005. Thereafter, a Notice of Appeal was filed by the complainants, but was ordered stricken out from records by the Court for being unauthorized and declaring the Omnibus Order final and executory in its Order dated February 22, 2007. The Petition for Review, however, filed by the Complainants with the DOJ on August 26, 2005 is pending to date.

- (2) *Rodolfo V. Cruz, et. al. vs. Isidro A. Consunji, et. al., I.S. Nos. 03-57411-I, 03-57412-I, 03-57413-I, 03-57414-I, 03-57415-I, 03-57446-I and 03-57447-I, Department of Justice, National Prosecution Service.* - These consolidated cases arose out of the same events in the immediately above-mentioned case likewise pending before the DOJ.

In its 1st Indorsement dated December 9, 2003, the City Prosecutor for Mandaluyong City, acting on a motion for inhibition filed by complainants recommended that further proceedings be conducted by the DOJ. In an order dated February 3, 2004, the DOJ designated State Prosecutor Geronimo Sy to conduct the preliminary investigation of this case. The last pleading filed is a notice of change of address dated June 27, 2008 filed by complainants' counsel. The case remains pending to date.

- (g) **Significant Employees.** - Except for the above directors and officers, SMPC has no other significant employees (as the term is defined under the SRC and its implementing rules and regulations).

- (h) Trainings and Continuing Education Attended by Directors and Key Officers.** – SMPC recognizes the value of providing relevant trainings to its directors and key officers and has set aside an annual budget to allow them to attending continuing professional development programs, applicable courses, conferences, seminars. In 2020, the directors and key officers of SMPC joined online seminars on corporate governance for at least four (4) hours, as follows:

Date	Topic	Name
February 13, 2019	GRI and Sustainability: Strategies for Future-Proofing Sustainable Business & Investments, conducted by University of Asia and the Pacific	Isidro A. Consunji Cesar A. Buenaventura Jorge A. Consunji Hebert M. Consunji Luz Consuelo A. Consuji Honorio O. Reyes-Lao Nena D. Arenas
February 21, 2019	Distinguished Corporate Governance Speaker Series, conducted by Institute of Corporate Directors	Josefa Consuelo C. Reyes Nena D. Arenas
April 11, 2019	2019 Revised Corporation Code of the Philippines, conducted by Center for Global Best Practices	John R. Sadullo
June 28, 2019	Distinguished Corporate Governance Speaker Series, conducted by Institute of Corporate Directors	Maria Cristina C. Gotianun Honorio O. Reyes-Lao
July 25, 2019	Corporate Governance Updates and Economic Briefing, conducted by Center for Global Best Practices	Honorio O. Reyes-Lao
August 8, 2019	Distinguished Corporate Governance Speaker Series, conducted by Institute of Corporate Directors	Ma. Edwina C. Laperal Nena D. Arenas
November 19, 2019	Distinguished Corporate Governance Speaker Series, conducted by Institute of Corporate Directors	Rogelio M. Murga Carla Cristina T. Levina Jojo L. Tandoc Karmine Andrea S.J. Ching
December 17, 2019	Advanced Corporate Governance Training, conducted by Institute of Corporate Directors	Jorge A. Consunji Hebert M. Consunji Honorio O. Reyes-Lao Josefa Consuelo C. Reyes Nena D. Arenas

		<u>Andreo O. Estrellado</u> <u>Carla Cristina T. Levina</u> <u>John R. Sadullo</u> <u>Karmine Andrea S.J. Ching</u> <u>Junalina S. Tabor</u> <u>Jojo L. Tandoc</u> <u>Jose Anthony T. Villanueva</u>
<u>October 21, 2020</u>	<u>Pilipinas: Aspire, Rise, Sustain Series 1: The Nexus of Climate Change and Sustainable Development, conducted by Institute of Corporate Directors</u>	<u>Rogelio M. Murga</u> <u>Junalina S. Tabor</u> <u>Karmine Andrea S.J. Ching</u>
<u>October 22, 2020</u> <u>October 23, 2020</u>	<u>Family Business Governance, conducted by Institute of Corporate Directors</u>	<u>Nena D. Arenas</u>
<u>October 29, 2020</u>	<u>Pilipinas: Aspire, Rise, Sustain Series 2: Integrating Climate Risks in Corporate Strategy, conducted by Institute of Corporate Directors</u>	<u>Rogelio M. Murga</u> <u>Junalina S. Tabor</u> <u>Karmine Andrea S.J. Ching</u>
<u>November 5, 2020</u>	<u>Pilipinas: Aspire, Rise, Sustain Series 2: Cultivating Business Impact through Sustainability Reporting, conducted by Institute of Corporate Directors</u>	<u>Junalina S. Tabor</u> <u>Karmine Andrea S.J. Ching</u>
<u>November 10, 2020</u>	<u>The Board Agenda 2020: The Business of Building Back Better, conducted by Institute of Corporate Directors</u>	<u>Antonio Jose U. Periquet, Jr.</u>

Item 6. Compensation of Directors and Executive Officers

- (a) **Compensation of Directors and Executive Officers.** - All executive officers of SMPC are elected or appointed by the Board of Directors and serve for one year and until their successors are duly elected and qualified. Set forth below are the names of the CEO and four (4) most highly compensated officers of SMPC:

Name and Principal Position	Years	Salary	Bonus	Other Annual Compensation
Isidro A. Consunji CEO				
Maria Cristina C. Gotianun President & COO				
Junalina S. Tabor Chief Risk, Compliance & Performance Officer/SVP of SMPC Group				
Jaime B. Garcia VP Procurement & Logistics				
Ruben P. Lozada VP Mining Operations & Resident Manager				
	2019	21,742,015	45,151,386	5,053,447
	2020	21,778,789	4,183,334	5,078,557
	2021*	20,381,571	3,922,237	4,770,216
	Total	P63,902,375	P53,256,957	P14,902,220
All other Officers as a group	2019	21,189,954	12,881,006	5,104,534
	2020	20,147,046	2,674,253	5,336,383
	2021*	14,982,426	2,133,993	3,721,520
	Total	P56,265,426	P17,689,252	P14,162,437

*Approximate amounts

The amount reflected as compensation of the named executive officers represents salary approved by SMPC's Board of Directors. The amounts indicated in relation thereto are restated to conform to the new accounting standards.

Executive directors of SMPC receive an annual retainer fee of Php240,000.00 as approved in the May 2009 annual stockholders' meeting. In May 2015, the stockholders approved the increase in retainer fees of non-executive and independent directors to Php150,000.00 or Php1,800,000.00 per annum effective June 1, 2015. Fixed per diem of Php20,000.00 for every meeting held and attended by each director who serves as Chairman or a member of SMPC's Board Committees remained unchanged. Aside from executive directors with employment compensation, there are no other directors with arrangements such as consulting contracts.

In accordance with the preceding paragraph, below is the amount received by executive, non-executive and independent directors of the Board as fixed annual retainer fee and per diem remuneration for the Board and Board Committee meetings in 2019 and 2020. In the same calendar years, executive directors received bonuses in accordance with the by-laws:

<u>Directors</u>	<u>Total Gross Remuneration (in Php)</u>	
	<u>CY 2019</u>	<u>CY 2020</u>
<u>Isidro A. Consunji</u> <i>Executive Director</i>	<u>3,356,923</u>	<u>3,336,923</u>
<u>Maria Cristina C. Gotianun</u> <i>Executive Director</i>	<u>3,356,923</u>	<u>3,356,923</u>
<u>Cesar A. Buenaventura</u> <i>Non-executive Director</i>	<u>1,800,000</u>	<u>1,800,000</u>
<u>Herbert M. Consunji</u> <i>Non-executive Director</i>	<u>1,940,000</u>	<u>1,900,000</u>
<u>Jorge A. Consunji</u> <i>Non-executive Director</i>	<u>1,800,000</u>	<u>1,800,000</u>
<u>Luz A. Consunji</u> <i>Non-executive Director</i>	<u>1,800,000</u>	<u>1,800,000</u>
<u>Ma. Edwina C. Laperal</u> <i>Non-executive Director</i>	<u>1,800,000</u>	<u>1,800,000</u>
<u>Honorio Reyes-Lao</u> <i>Independent Director</i>	<u>2,040,000</u>	<u>1,980,000</u>
<u>Rogelio M. Murga</u> <i>Independent Director</i>	<u>2,040,000</u>	<u>1,980,000</u>
<u>Antonio Jose U. Periquet Jr.</u> <i>Independent Director</i>	<u>810,000</u>	<u>1,900,000</u>
<u>Josefa C. Reyes</u> <i>Non-executive Director</i>	<u>1,800,000</u>	<u>1,800,000</u>
<u>Total</u>	<u>P22,543,846</u>	<u>P23,453,846</u>

- (b) **Employment Contracts, Compensatory Plan or Arrangement.** - There is no contract covering their employment with SMPC and they hold office by virtue of their election and/or appointment to office. SMPC has no agreements with its named executive officers regarding any bonus, profit sharing, except for benefits for which they may be entitled under SMPC's retirement plan. On the other hand, members of the Board of Directors may be granted bonuses in accordance with SMPC's By-laws.
- (c) **Stock Warrants or Options.** - There are no outstanding warrants, options, or right to repurchase any securities held by the directors or executive officers of SMPC.

Item 7. Independent Public Accountant

The accounting firm of SyCip Gorres Velayo & Co. ("SGV") is currently, and for the fiscal year recently completed, SMPC's independent public accountant, Dhonabee B. Señeres has been appointed as the partner-in-charge.

Representatives of SGV are expected to be present at the stockholders' meeting. They will have the opportunity to make a statement if they desire to do so and are expected to be available to respond to appropriate questions.

There have been no changes in or disagreement with SMPC's accountants on accounting and financial disclosures.

Pursuant to the General Requirements of SRC Rule 68, paragraph 3 (Qualifications and Reports of Independent Auditors), the Corporation has engaged the services of SGV as external auditor, and Dhonabee B. Señeres is the Partner-In-Charge for less than five years or starting 2018. There is compliance with SEC Circular No. 8 Series of 2003 and SRC Rule 68(3)(B)(ix) (Rotation of External Auditors).

On March 3, 2021 the Board of Directors, upon recommendation of its Audit Committee, approved and recommended the re-appointment of SGV, subject to stockholders' approval, as SMPC's Independent External Auditor for the fiscal year 2021.

The Audit Committee is composed of Antonio Jose U. Periquet, Jr. as Chairman while Rogelio M. Murga, Honorio O. Reyes-Lao, and Hebert M. Consunji are Members.

C. ISSUANCE AND EXCHANGE OF SECURITIES

Not applicable for annual stockholders' meeting.

D. OTHER MATTERS

Item 8. Summary of matters to be submitted for Stockholders' approval:

- (a) **Approval of Minutes of the Previous Stockholders' Meeting held on July 3, 2020.** - Below is the summary of items and/or resolutions approved at the last Annual Stockholders' Meeting:
- (1) Approval of the Previous Minutes of the Stockholders' Meeting held on May 6, 2019;
 - (2) Approval of Management Report for fiscal year 2019;
 - (3) Ratification of the Acts of the Board for the year 2019;
 - (4) Approval of the Audited Financial Statements for 2019; and
 - (5) Appointment of the SGV, as the Independent External Auditor for the year 2020.

The minutes of annual stockholders' meeting may also be viewed at SMPC's website: <http://www.semiraramining.com/uploads/files/Other%20Notices%20and%20Disclosures/Minutes%20of%20All%20General%20or%20Special%20SM/2020%20Minutes%20of%20Annual%20Stockholders%20Meeting.pdf>.

- (b) **Presentation and Approval of President's Report.** - The President's report on the results of operations and financial performance of SMPC.
- (c) **Presentation and Approval of the Audited Financial Statements for 2020.** - Consolidated Audited Financial Statements for the period ended December 31, 2020.
- (d) **Ratification of the Acts of the Board of Directors and Management from the Date of the Last Annual Stockholders' Meeting Up to the Date of this Meeting.** - Resolutions, contracts, policies, and acts of the board of directors, various board committees and management for ratification refer to those passed or undertaken by them, including all policies and resolutions to implement said policies during the year and for the day-to-day operations of SMPC as contained or reflected in the attached annual report and financial statements. The summary of acts and resolutions of the Board of Directors for the year 2019 is set forth in *Schedule 3*.
- (e) **Election of Directors for 2021-2022.** - Election of the eleven (11) directors of SMPC to serve for one (1) year and until their successors are duly elected and qualified.

- (f) **Approval of appointment of Independent External Auditor.** – SyCip Gorres Velayo & Co. was recommended by the Board of Directors as SMPC’s Independent External Auditor.

Stockholders may email questions or comments no later than April 28, 2021 at the following email address: corporatesecretary@semirarampc.com, which shall be limited to the items in the Agenda. Some questions may be addressed on the day of the meeting while others will be replied via email.

Item 9. Voting Procedures. –

- (a) **Votes Requirement of Matters Submitted to Stockholders for Approval and Election of Directors**

Sec. 4, Art. I of SMPC’s amended by-laws provides that at each meeting of stockholders, the presence in person or by proxy of stockholders holding of record in the aggregate a majority of the stock issued and outstanding shall constitute a quorum for the transaction of business.

Majority of such quorum shall decide on any question in the meeting, except those matters in which the Revised Corporation Code requires a greater proportion of affirmative votes.

On the election of members of the Board, nominees who receive the highest number of votes shall be declared elected, pursuant to Section 23 of the Revised Corporation Code.

For other matters submitted to the stockholders for approval, the affirmative vote of at least a majority of the issued and outstanding capital stock entitled to vote and represented at this meeting is required to approved the proposed actions. There are no proposed actions in this meeting that requires approval by a higher percentage of votes from the stockholders.

- (b) **Method by which Votes will be Counted**

SMPC intends to conduct the annual stockholders’ meeting through remote communication, accordance with the Revised Corporation Code and the applicable SEC Circulars. Stockholders who are unable to attend the meeting may execute a proxy in favor of the Chairman of the Board, or vote electronically *in absentia* using the voting platform found at <https://www.semirarampc.com/voting> that is made available beginning April 26, 2021 until May 3, 2021. Stockholders voting electronically *in absentia* shall be deemed present for purposes of quorum. Please refer to *Schedule 4* on the requirements and procedure for electronic voting *in absentia* and participation by remote communication.

In the election of directors, the eleven nominees with the most number of votes shall be declared elected.

In the election of directors, every stockholder entitled to vote shall have the right to vote in person or by proxy, or through remote communication or *in absentia*, the number of common shares of stock standing in his name as of Record Date. A stockholder entitled to vote may vote such number of shares for as many persons as there are directors to be elected, or he may cumulate said shares and give one candidate as many votes as the number of directors to be elected multiplied by the number of his shares shall equal, or he may distribute them on the same principle among as many candidates as he shall see fit. Provided, that the total number of votes cast by him shall not exceed the number of shares owned by him as shown in the books of SMPC multiplied by the whole number of directors to be elected. No discretionary authority to cumulate votes is being solicited (See also Item 4(c), par. 2, above).

The method of counting of votes shall be in accordance with the general provisions of the Revised Corporation Code. The counting and validation of votes shall be supervised by a committee appointed by the Corporate Governance Committee and headed by the Corporate Secretary. SMPC appointed the independent accounting firm of SGV & Co. as independent body to count, validate and verify the votes during the annual stockholders’ meeting.

Other than the nominees' election as director, no director, executive officer, nominee or associate of the nominees has substantial interest, direct or indirect by security holding or otherwise, in any way of the matters to be taken up during the meeting. SMPC has not received any information that an officer, director, or stockholder intends to oppose any action to be taken at the annual stockholders' meeting.

SMPC's Management does not intend to bring any matter before the meeting other than those set forth in the Notice in the annual meeting of stockholders and does not know of any matters to be brought before the meeting by others.

Item 10. Disclosure Requirements Pursuant to Section 49, Revised Corporation Code

At the annual stockholders' meeting held last July 3, 2020, SMPC adopted the electronic voting *in absentia*, which allows stockholders, after successful registration, to cast their votes electronically using the voting platform. The votes were then validated by a committee appointed by the Corporate Governance Committee of SMPC, which is composed of SGV & Co. and the Corporate Secretary, as head. After the validation, SGV & Co. certified and issued the final votes cast, which results was then reported by the Corporate Secretary during the meeting and reflected in the minutes of meeting.

The stockholders were given the opportunity to ask questions or clarifications by sending the same through email at corporatesecretary@semirarampc.com. The instruction was incorporated in *Schedule 4* of last year's definitive information statement, and on the notice to stockholders published in the newspaper of general circulation, in print on online, for two consecutive days. The record of such questions and answers were reflected in the minutes of meeting which is available at SMPC's website: <http://www.semiraramining.com/uploads/files/Other%20Notices%20and%20Disclosures/Minutes%20of%20All%20General%20or%20Special%20SM/2020%20Minutes%20of%20Annual%20Stockholders%20Meeting.pdf>, and which is reproduced below:

Thereafter, the Chairman asked the Corporate Secretary if there were questions or clarifications from the stockholders. The Corporate Secretary responded that questions were raised by Marvin B. Obordo, an Investment Analyst of F. Yap Securities, which were received through electronic mail, as follows, and which were answered by the Chairman during the livestreaming:

Question No. 1: **What is now the status of SCPC unit 2 rehab? If rehab still ongoing, when is the estimated date of completion?**

Answer: *The commissioning of Unit 2 was completed during the 1st week of May 2020 and is now running at 300MW.*

Question No. 2: **What is your outlook on coal price this year and how will this affect bottom line?**

Answer: *We don't see significant movement in coal prices until the end of the year. Market is highly dependent on economic recovery after the COVID-19 pandemic. The Philippine GDP target is negative for 2020. There is expectation that recovery next year is forthcoming given the economic recovery plan, but this remains to be seen. Given the market situation today and in the immediate future, which is highly unpredictable, we don't see the company performing better in financial terms.*

Question No. 3: **How would covid-19 impact both your operations and bottom line for this year?**

Answer: *Our operations have been largely unaffected by the lockdown because of the essential nature of our business. However, like most companies, we are susceptible to weak demand and lower market prices.*

Since SMPC is fortunate that it is engaged in an essential industry (energy related), we are managing our operations to keep us going and strategize our operations to hit positive contribution margins to be able to meet cash fixed cost, obligation to creditors, and dues to the government. We believe that with our cash position at the start of the year, and despite the cash dividend paid last March 2020, the Company can keep afloat in this challenging times. Though cashflows are tight, we believe we can manage. In case extremely needed, we have more than enough credit lines which we can tap.

Question No. 4: Will there be a special dividend to be declared later this year?

Answer: *It is prudent for the company under this challenging situation to conserve cash. With the current cashflow position, we believe that the Company will be able to meet the minimum cash dividend obligation to shareholders.*

Stockholders representing 3,374,824,955 or 79.04% of SMPC's issued and outstanding capital stock have registered and participated remotely or by proxies, as follows:

	Stockholder	Shares Held
1.	San Juan, Romulo	620,000
2.	Olizon, Antonio C.	9,360
3.	Aninon, Antonio V.	432
4.	Naranjo, Lorna J.	57,500
5.	Consunji, Isidro Almeda (for himself and 37 proxies)	3,367,282,698
6.	Periquet, Jr., Antonio Jose Uy	100
7.	Abeleda, Geremy Tafalla	6,000
8.	Laperal, Ma. Edwina Consunji	6,362,156
9.	Buenaventura, Cesar Augusto	72,120
10.	Gotianun, Maria Cristina Consunji	1,428
11.	Reyes, Josefa Consuelo Consunji	120,000
12.	Reyes-Lao, Honorio Ong	4,000
13.	Murga, Rogelio Marmolejo	1
14.	Consunji, Luz Consuelo Almeda	45,040
15.	Consunji, Jorge Almeda	120
16.	Consunji, Herbert Mercado	134,000
17.	Delos Santos, Antonio Roxas	110,000
	Total	3,374,824,955

The Agenda items discussed and approved during the last annual stockholders' meeting are stated below (also mentioned in Item 8(a) above), including the voting results, as follows:

Agenda	For		Against		Abstain	
Agenda 4 – Approval of Minutes of Previous Stockholders' Meeting held on May 6, 2019	3,374,517,355	99.99%	0	0.00%	0	0.00%
Agenda 5 – Approval of Management Report	3,373,988,155	99.98%	0	0.00%	529,200	0.02%
Agenda 6 – Approval of the Audited Financial Statements for 2019	3,373,988,155	99.98%	0	0.00%	29,200	0.00%
Agenda 7 – Ratification of the Acts of the Board of Directors and Management from the Date of the Last Annual Stockholders' Meeting up to the Date of this Meeting	3,373,601,555	99.96%	0	0.00%	915,800	0.03%
Agenda 8 – Election of Directors for 2020-2021:						
Isidro A. Consunji	3,337,085,420	98.88%	35,897,895	1.06%	1,534,040	0.05%
Jorge A. Consunji	3,234,975,248	95.86%	2,753,590	0.08%	136,788,517	4.06%
Cesar A. Buenaventura	3,171,093,658	93.96%	35,897,895	1.06%	167,525,802	4.96%
Herbert M. Consunji	3,234,471,748	95.84%	3,257,090	0.10%	136,788,517	4.05%
Maria Cristina C. Gotianun	3,228,405,712	95.66%	10,229,466	0.30%	135,882,177	4.03%
Ma. Edwina C. Laperal	3,234,975,248	95.86%	2,753,590	0.08%	136,788,517	4.06%
Josefa Consuelo C. Reyes	3,234,975,248	95.86%	2,753,590	0.08%	136,788,517	4.06%

Luz Consuelo A. Consunji	3,234,975,248	95.86%	2,753,590	0.08%	136,788,517	4.06%
Rogelio M. Murga (Independent)	3,368,971,179	99.83%	5,546,176	0.16%	0	0.00%
Honorio O. Reyes-Lao (Independent)	3,373,120,055	99.95%	0	0.00%	1,397,300	0.04%
Antonio Jose U. Periquet, Jr. (Independent)	3,281,327,733	97.23%	35,897,895	1.06%	57,291,727	1.70%
Agenda 9 – Approval of Appointment of Independent External Auditor	3,374,517,355	99.99%	0	0.00%	0	0.00%

The following directors, officers and stockholders of SMPC attended the annual stockholders’ meeting in 2020:

Directors:

1. Isidro A. Consunji, Chairman of the Board, Chief Executive Officer
2. Rogelio M. Murga (Independent)
3. Honorio O. Reyes-Lao (Independent)
4. Antonio Jose U. Periquet, Jr. (Independent)
5. Jorge A. Consunji
6. Hebert M. Consunji
7. Cesar A. Buenaventura
8. Maria Cristina C. Gotianun, President & COO
9. Ma. Edwina C. Laperal
10. Josefa Consuelo C. Reyes
11. Luz Consuelo A. Consunji

Key Officers:

1. John R. Sadullo, VP-Legal & Corporate Secretary
2. Junalina S. Tabor, VP & CFO
3. Nena D. Arenas, VP, Chief Governance Officer & Compliance Officer
4. Antonio R. Delos Santos, VP-Treasury
5. Jose Anthony T. Villanueva, VP-Marketing for Coal
6. Andreo O. Estrellado, VP-Power Market & Commercial Operations
7. Carla Cristina T. Levina, VP-Chief Audit Executive
8. Jojo L. Tandoc, VP-Human Resources & Organizational Development

Others:

1. Leandro D. Costales, Comptroller
2. Dhonabee B. Seneres, Assurance Partner, SGV & Co.

Item 11. Market for Registrant’s Common Equity and Related Stockholder Matters

Please refer to Part II, pages 11-14 of the Management Report attached to this Information Statement.

**PART II
PROXY FORM
SEMIRARA MINING AND POWER CORPORATION**

Item 1. Identification. This proxy is being solicited by the **MANAGEMENT OF SEMIRARA MINING AND POWER CORPORATION** (the “Corporation” or “SMPC”). The Chairman of the Board of Directors or, in his absence, the President of SMPC will vote the proxies at the Annual Stockholders’ Meeting to be held on **May 3, 2021, 10:00 a.m., to be conducted virtually via <https://www.semirarampc.com/asm>**.

Item 2. Instructions.

- (a) The proxy must be duly accomplished by the stockholder of record as of Record Date, or his duly authorized agent. In case of a stockholder that is a corporation or a partnership, the proxy must be accomplished by the officer or agent that is duly authorized to do so by virtue of an appropriate corporate or partnership resolution.

- (b) Duly accomplished proxies must be delivered to the Corporate Secretary of SMPC not later than April 26, 2021, 5:00 p.m. through email at corporatesecretary@semirarampc.com and hard copies at the following address: **Semirara Mining and Power Corporation, 2nd Floor DMCI Plaza, 2281 Don Chino Roces Avenue, Makati City, Philippines.**
- (c) In case of a corporate stockholder, the proxy must be accompanied by a corporate secretary’s certificate quoting the board resolution authorizing the relevant corporate officer to execute the proxy for the corporate stockholder.
- (d) In case of shares of stock owned jointly by two or more persons, the consent of all co-owners must be necessary for the execution of the proxy. For persons owning shares in an “and/or” capacity, any one of them may execute the proxy.
- (e) Validation of proxies will be conducted by the Special Committee of Inspectors designated by the Board on April 27, 2021, 10:00 a.m. at the 2nd Floor, DMCI Plaza, 2281 Don Chino Roces Avenue, Makati City, Philippines. Any dispute which may arise pertaining to the validation shall be resolved by the Securities and Exchange Commission upon formal complaint filed by the aggrieved party.
- (f) Unless otherwise indicated by the stockholder, a stockholder shall be deemed to have designated the Chairman of the Board of Directors, or in his absence, the President of SMPC, as his proxy for the annual stockholders meeting on May 3, 2021.
- (g) If the number of shares of stock is left in blank, the proxy shall be deemed to have been issued for all of the stockholder’s shares of stock in SMPC as of Record Date.
- (h) The manner in which this proxy shall be accomplished, as well as the validation hereof shall be governed by the provisions of SRC Rule 20.11.2.
- (i) The stockholder executing the proxy shall indicate the manner by which he wishes the proxy to vote on the matters in (1), (2), (3), (4), (5) and (6) by checking the appropriate box. **WHERE THE BOXES (OR ANY OF THEM) ARE UNCHECKED, THE STOCKHOLDER EXECUTING THE PROXY IS DEEMED TO HAVE AUTHORIZED THE PROXY TO VOTE IN FAVOR OF THE ITEMS SPECIFIED HEREUNDER.**

The Undersigned Stockholder hereby appoints:

- (a) **The Chairman of the Board of Directors of SMPC, or in his absence, the Vice-Chairman or the President, or in their absence,**
- (b) _____

as his/her/its Proxy to attend the stockholders’ meeting of SMPC, and any adjournment or postponement thereof, and thereat to vote all shares of stock held by the undersigned as specified below and on any matter that may properly come before said meeting.

1. Approval of minutes of previous Stockholders’ meeting held on July 3, 2020

For Against Abstain

2. Presentation and Approval of President’s Report

For Against Abstain

3. Presentation and Approval of the Audited Financial Statements for 2020

For Against Abstain

4. Ratification of the acts of the Board of Directors and Management from the date of the last Annual Stockholders’ Meeting up to the date of this Meeting

For Against Abstain

5. Election of Directors for 2021-2022

For all the nominees below, except those whose names are stricken out.

WITHHOLD AUTHORITY TO VOTE FOR ALL NOMINEES LISTED BELOW.

(Instructions: TO STRIKE OUT A NAME OR WITHHOLD TO VOTE FOR ANY INDIVIDUAL NOMINEE, DRAW A LINE THROUGH THE NOMINEE’S NAME IN THE LIST BELOW).

Nominees:

- | | |
|-------------------------------|------------------------------------|
| 1. Isidro A. Consunji | 7. Josefa Consuelo C. Reyes |
| 2. Jorge A. Consunji | 8. Rogelio M. Murga* |
| 3. Cesar A. Buenaventura | 9. Honorio O. Reyes-Lao* |
| 4. Herbert M. Consunji | 10. Antonio Jose U. Periquet, Jr.* |
| 5. Maria Cristina C. Gotianun | 11. Ferdinand M. dela Cruz* |
| 6. Ma. Edwina C. Laperal | |

**Nominated Independent Director*

6. Approval of appointment of Independent External Auditor

For Against Abstain

Item 3. Revocability of Proxy. – Any stockholder who executes the proxy enclosed with this statement may revoke it at any time before it is exercised. The proxy may be revoked by the stockholder executing the same at any time by submitting to the Corporate Secretary a written notice of revocation not later than the start of the meeting, or by attending the meeting in person and signifying his intention to personally vote his shares. Shares represented by an unrevoked proxy will be voted as authorized by the stockholder.

Item 4. Persons Making the Solicitation. – The solicitation is made by the Management of SMPC. No director of SMPC has informed in writing that he intends to oppose an action intended to be taken up by the Management of SMPC at the annual meeting. Solicitation of proxies shall be made through the use of mail or personal delivery. SMPC will shoulder the cost of solicitation involving reproduction and mailing of this proxy in an estimated amount of Php90,000.00, more or less.

Item 5. Interest of Certain Persons in Matters to be Acted Upon. – No director, officer, nominee for director, or associate of any of the foregoing, has any substantial interest, direct or indirect, by security holdings or otherwise, on the matter to acted upon at the annual stockholders’ meeting to be held on May 3, 2021.

ACCOMPANYING THIS INFORMATION STATEMENT ARE COPIES OF THE FOLLOWING:


- 1. NOTICE OF THE ANNUAL STOCKHOLDERS’ MEETING CONTAINING THE AGENDA THEREOF.**
- 2. MANAGEMENT REPORT PURSUANT TO SRC RULE 20(4) INCLUDING MANAGEMENT DISCUSSION AND ANALYSIS AND INFORMATION ON INDEPENDENT ACCOUNTANT AND OTHER RELATED MATTERS.**
- 3. CONSOLIDATED AUDITED FINANCIAL STATEMENTS ENDING DECEMBER 31, 2020 AND 2019 INCLUDING THE STATEMENT OF MANAGEMENT’S RESPONSIBILITY FOR FINANCIAL STATEMENTS.**
- 4. PROXY INSTRUMENT.**

**PART III
SIGNATURE**

Pursuant to the requirements of the Securities Regulation Code, the Issuer has duly caused this report to be signed on its behalf by the undersigned hereunto duly authorized. After reasonable inquiry and to the best of my knowledge and belief, I certify that the information in this report is true, complete and correct.

SEMIRARA MINING AND POWER CORPORATION
ISSUER

By:


JOHN R. SADULLO
Corporate Secretary

Makati City, Philippines March 24, 2021.

SCHEDULE 1
Beneficial Ownership of Principal Stockholder

The following is a disclosure of the beneficial owners of the shares held by DMCI Holdings, Inc. in SMPC as of March 18, 2021:

1.	Dacon Corporation	6,621,561,069	Common	49.87%
2.	PCD Nominee Corporation (Filipino) ⁴	3,219,088,238	Common	24.24%
2.	DFC Holdings, Inc.	2,379,799,910	Common	17.92%
3.	PCD Nominee Corporation (Foreign)	657,007,554	Common	04.95%

The following are the largest beneficial owners of the shares of Dacon Corporation:

1.	Inglebrook Holdings, Inc.	4,088,195	Common	12.46%
2.	Eastheights Holdings, Inc.	4,090,695	Common	12.46%
3.	Gulfshore Inc.	4,090,695	Common	12.46%
4.	Valemount Corporation	4,090,693	Common	12.46%
5.	Chrismon Investment Inc.	4,090,695	Common	12.46%
6.	Jagjit Holdings, Inc.	4,090,695	Common	12.46%
7.	La Lumiere Holdings, Inc.	4,090,695	Common	12.46%
8.	Rice Creek Holdings, Inc.	4,090,696	Common	12.46%
9.	Double Spring Investments Corporation	114,429	Common	00.32%

⁴ PCD Nominee Corporation, a wholly-owned subsidiary of Philippine Depository and Trust Corporation (“PDTC”), is the registered owner of the shares in the books of the corporation’s transfer agent in the Philippines. The beneficial owners of such shares are PDTC participants, who hold the shares on their behalf or on behalf of their clients. PDTC is a private company organized by major institutions actively participating in the Philippine capital markets to implement an automated book-entry system of handling securities transactions in the Philippines.

SCHEDULE 2
Final List of Candidates

In accordance with the Guidelines for Nomination of Directors, Manual on Corporate Governance, and SRC Rule 38, the Corporate Governance Committee has selected the following upon nomination to the Board of Directors at the Annual Stockholders' Meeting:

Directors

1. ISIDRO A. CONSUNJI

72, Filipino, is a Director of SMPC since May 2001. He became Chairman of the Board in November 2014. He is the Chief Executive Officer of SMPC and Member of the Risk Committee.

Education:

B.S. Civil Engineering, University of the Philippines
Master's Degree in Business Economics, Center for Research & Communication
Master's Degree in Business Management, Asian Institute of Management
Advanced Management, IESE School in Barcelona, Spain
He is a Civil Engineer by profession.

Directorship in Listed Companies:

DMCI Holdings, Inc., *Director & President*
Atlas Consolidated Mining and Development Corporation, *Director*

Other Directorships/Positions:

SEM-Calaca Power Corporation, *Chairman & CEO*
Southwest Luzon Power Generation Corporation, *Chairman & CEO*
Semirara Claystone Inc., *Chairman & CEO*
Semirara Energy Utilities Inc., *Chairman & CEO*
Southeast Luzon Power Generation Corporation, *Chairman & CEO*
SEM-Cal Industrial Park Developers Inc., *Chairman & CEO*
St. Raphael Power Generation Corporation, *Chairman & CEO*
DMCI Mining Corporation, *Chairman & CEO*
ENK Plc (U.K.), *Chairman*
DMCI Masbate Power Corporation, *Vice-Chairman*
Dacon Corporation, *Director*
M&S Company Inc., *Director*
DMCI Projects Developers, Inc., *Director*
Toledo Mining Corporation Plc (U.K.), *Director*
Semirara Cement Corporation, *Director & President*
Maynilad Water Services, *Director*
Private Infra Dev Corp., *Director*
Asian Institute of Management, *Trustee*

Former Affiliations:

Philippine Constructors Association, *President*
Philippine Chamber of Coal Mines, Inc., *President*

2. JORGE A. CONSUNJI

69, Filipino, is a Director of SMPC since May 2001.

Education:

B.S. Industrial Management Engineering, De La Salle University

Directorship in Listed Companies:

DMCI Holdings, Inc., *Director*

Other Directorships/Positions:

DMCI Masbate Power Corporation, *Chairman*
Dacon Corporation, *Director*
DMCI Project Developers, Inc., *Director*
SEM-Calaca Power Corporation, *Director*
Southwest Luzon Power Generation Corporation, *Director*
Semirara Claystone Inc., *Director*
Semirara Energy Utilities Inc., *Director*
Southeast Luzon Power Generation Corporation, *Director*
SEM-Cal Industrial Park Developers Inc., *Director*
St. Raphael Power Generation Corporation, *Director*
Cotabato Timberland Co., Inc., *Director*
M&S Company, Inc., *Director*
Sodaco Agricultural Corporation, *Director*
DMCI Mining Corporation, *Director*
DMCI Power Corporation, *Director*
Eco-Process & Equipment Phils. Inc., *Director*
Maynilad Water Services, Inc., *Director*
D.M. Consunji, Inc., *President & COO*
Royal Star Aviation, Inc., *President & COO*

Former Affiliations:

Contech Panel Mfg., Inc., *Chairman*
Wire Rope Corp. of the Philippines, *Chairman*
ACEL, *President*
Phil. Constructors Association, *Vice-President*

3. **CESAR A. BUENAVENTURA**

91, Filipino, is a Director of SMPC since May 2001.

Education:

Bachelor of Science in Civil Engineering, University of the Philippines
Master's Degree in Civil Engineering Major in Structures, Lehigh University, Bethlehem, Pennsylvania (Fulbright Scholar)

Directorship in Listed Companies:

DMCI Holdings, Inc., *Director*
iPeople, Inc., *Independent Director*
PetroEnergy Resources Corp., *Independent Director*
Concepcion Industrial Corporation, *Independent Director*
Pilipinas Shell Petroleum Corporation, *Independent Director*
International Container Terminal Services, Inc., *Independent Director*

Other Directorships/Positions:

D.M. Consunji, Inc., *Director*
The Country Club, *Director*
Mitsubishi Hitachi Power Systems Phils Inc., *Chairman*
Cavitex Holdings, Inc., *Director*
Via Technik Inc., *Director*
Pilipinas Shell Foundation, Inc., *Chairman*
Bloomberry Cultural Foundation, *Trustee*
ICTSI Foundation, *Trustee*

Former Affiliations:

Philippine American Life Insurance Company, *Director*
Atlantic Gulf & Pacific Company of Manila (AG&P), *Vice-Chairman*
Ayala Corporation, *Director*

First Philippine Holdings Corporation, *Director*
Philippine Airlines, *Director*
Philippine National Bank, *Director*
Benguet Corporation, *Director*
Asian Bank, *Director*
Ma. Cristina Chemical Industries, *Director*
Paysetter International Inc., *Director*
Maibarara Geothermal, Inc., *Chairman*
Manila International Airport Authority, *Director*
Shell Group of Companies, *Chairman & CEO*
Semirara Cement Corporation, *Vice-Chairman*
Central Bank of the Philippines, *Member of the Monetary Board*
Pilipinas Shell Foundation, Inc., *Founding Chairman*
University of the Philippines, *Member of the Board of Regents*
Asian Institute of Management, *Member of the Board of Trustees*
President of the Benigno S. Aquino Foundation, *President*

4. **HERBERT M. CONSUNJI**

68, Filipino, is a Director of SMPC since May 2001, and Member of Audit Committee.

Education:

Bachelor of Science in Commerce Major in Accounting, De La Salle University
Top Management Program, Asian Institute of Management
He is a Certified Public Accountant.

Directorship in Listed Companies:

DMCI Holdings, Inc., *Executive Vice-President, CFO, Chief Compliance Officer & Chief Risk Officer*

Other Directorships/Positions:

DM Consunji, Inc., *Director*
DMCI Project Developers, Inc., *Director*
DMCI Power Corporation, *Director*
DMCI Mining Corporation, *Director*
DMCI-MPIC Water Company Inc., *Director*
SEM-Calaca Power Corporation, *Director*
Semirara Claystone Inc., *Director*
Southwest Luzon Power Generation Corporation, *Director*
Subic Water & Sewerage Corp., *Director*
SEM-Cal Industrial Park Developers Inc., *Director*

Other Affiliations:

Philippine Institute of Certified Public Accountants, *Member*
Financial Executives Institute of the Philippines, *Member*
Shareholder's Association of the Philippines, *Member*
Management Association of the Philippines, *Member*

5. **MARIA CRISTINA C. GOTIANUN**

66, Filipino, is a Director of SMPC since May 2006 and currently serves as the President & Chief Operating Officer. She is a Member of Corporate Governance Committee.

Education:

Bachelor of Science in Business Economics, University of the Philippines

Directorship in Listed Companies:

DMCI Holdings, Inc., *Director & Asst. Treasurer*

Other Directorships/Positions:

Dacon Corporation, *Corporate Secretary*
SEM-Calaca Power Corporation, *Director & President*
Southwest Luzon Power Generation Corporation, *Director & President*
Semirara Claystone Inc., *Director & President*
Semirara Energy Utilities Inc., *Director & President*
Southeast Luzon Power Generation Corporation, *Director & President*
St. Raphael Power Generation Corporation, *Director & President*
DMCI Power Corporation, *Director & Treasurer*
DMCI Masbate Power Corporation, *Director & Treasurer*
SEM-Cal Industrial Park Developers Inc., *Director & President*
DMCI Holdings, Inc., *Asst. Treasurer (listed company)*
Divine Word School of Semirara Island, Inc., *Trustee & President*
Semirara Training Center, Inc., *Trustee & President*

Former Affiliations:

Semirara Mining and Power Corporation, *Executive Vice-President*
D.M. Consunji, Inc., *Vice-President for Finance & Administration & CFO*
DMC-Project Developers, Inc., *Finance Director*
DM Consunji, Inc., *Asst. Treasurer*
Divine Word School of Semirara Island, Inc., *Corporate Secretary*

6. MA. EDWINA C. LAPERAL

59, Filipino, is a Director of SMPC since May 2007.

Education:

B.S. Architecture, University of the Philippines
Master's Degree in Business Administration, University of the Philippines
Executive Certificate for Strategic Business Economics Program, University of Asia & The Pacific
She is a License Architect.

Directorship in Listed Companies:

DMCI Holdings, Inc., *Director & Treasurer*

Other Directorships/Positions:

Dacon Corporation, *Director & Treasurer*
D.M. Consunji, Inc., *Director & Treasurer*
DFC Holdings, Inc., *Director & Treasurer*
DMCI Project Developers, Inc., *Director & SVP-Treasurer*
Artregard Holdings, Inc., *Director & Vice-President*
SEM-Calaca Power Corporation, *Director*
DMC Urban Property Developers, Inc., *Director & President*
Southwest Luzon Power Generation Corporation, *Director*

Former Affiliations:

Institute of Corporate Directors, *Fellow*
United Architects of the Philippines, Makati Chapter
Guild of Real Estate Entrepreneurs and Professionals
UP College of Architecture Alumni Foundation Inc.

7. JOSEFA CONSUELO C. REYES

73, Filipino, is a Director of SMPC since March 2015.

Education:

AB Economics, University of British Columbia, Vancouver, Canada
Strategic Business Economics Program, University of Asia and the Pacific (2007)

Directorship in Listed Companies:

None.

Other Directorships/Positions:

SEM-Calaca Power Corporation, *Director*
Southwest Luzon Power Generation Corporation, *Director*
Manila Herbal & Essential Oils Co., Inc., *General Manager*
Philippine Coffee Board, *Corporate Secretary*
Ecology Village Association, *Director and Chairperson*

Former Affiliations:

Ecology Village Association, *Director & Vice-President*

8. ROGELIO M. MURGA

86, Filipino, is an Independent Director of SMPC since November 2014. He is the Chairman of the Risk Committee; Member of Audit Committee and Corporate Governance Committee, respectively. He is also the Lead Independent Director appointed by the Board in compliance with the Code of Corporate Governance for publicly-listed companies.

Education:

Bachelor of Science degree in Mechanical Engineering, University of the Philippines (1958)
Senior Management Program, Harvard Business School in Vevey, Switzerland (1980)
Honorary Degree of Doctor of Science – *Honoris Causa*, Feati University (2004).

Directorship in Listed Companies:

None.

Other Directorships/Positions:

Private Infra Dev Corp., Currently, *Chairman & CEO*
SEM-Calaca Power Corporation, *Independent Director*
Meralco Industrial Engineering Services Corp., *Independent Director*
Southwest Luzon Power Generation Corporation, *Independent Director*

Former Affiliations:

National Power Corporation, *President & CEO*
EEI Corporation, *Vice-Chairman, Director, President & COO*
Philippine Constructors Association, *President*
International Federation of Asian and Western Pacific Contractors Association, *President*
Management Association of the Philippines, *Member*
Philippine Chamber of Commerce and Industry, *Chairman of the Committee on Engineering and Construction*
DCCD Engineering Corporation, *Consultant*
National University, *Engineering Professor*

9. HONORIO O. REYES-LAO

76, Filipino, is an Independent Director of SMPC since May 2017. He is the Chairman of Corporate Governance Committee; Member of Audit Committee and Risk Committee, respectively.

Education:

Bachelor of Arts Major in Economics, De La Salle University
Bachelor of Science in Commerce, Major in Accounting, De La Salle University
Master's Degree in Business Management, Asian Institute of Management
Banking Operation, Philippine Banking Institute

Directorship in Listed Companies:

DMCI Holdings, Inc., *Independent Director*

Philippine Business Bank, *Independent Director*

Other Directorships/Positions:

SEM-Calaca Power Corporation, *Independent Director*
 Southwest Luzon Power Generation Corporation, *Independent Director*
 Space2place, Inc., *Independent Director*
 DMCI-Property Developers, Inc., *Independent Director*

Former Affiliations:

Gold Venture Lease and Management Services Inc.
 First Sovereign Asset Management Corporation
 CBC Forex Corporation
 CBC Insurance Brokers, Inc.
 CBC Properties and Computers Center, Inc.
 Institute of Corporate Directors, *Fellow*
 Rotary Club of Makati West, *Member/Treasurer*
 Makati Chamber of Commerce and Industries, *President*

10. ANTONIO JOSE U. PERIQUET, JR.

59, Filipino, is an Independent Director of SMPC since August 2019. He is the Chairman of Audit Committee.

Education:

MBA, Darden Graduate School of Business Administration, University of Virginia, USA
 Master of Science (Econ), Oxford University, UK
 Bachelor of Arts (Econ), Ateneo de Manila University

Directorship in Listed Companies:

ABS-CBN Corporation, *Independent Director*
 Ayala Corporation, *Independent Director*
 Bank of the Philippine Islands, *Independent Director*
 Max's Group of Companies, *Independent Director*
 Philippine Seven Corporation, *Independent Director*
 DMCI Holdings, Inc., *Independent Director*

Other Directorships/Positions:

Albizia ASEAN Tenggara Fund, *Independent Director*
 BPI Asset Management and Trust Corporation, *Chairman*
 BPI Capital Corp., *Independent Director*
 BPI Family Savings Bank, Inc., *Independent Director*
 Campden Hill Advisors, Inc., *Chairman*
 Campden Hill Group, Inc., *Chairman*
 Pacific Main Properties and Holdings, *Chairman*
 Lyceum of the Philippines University, *Trustee*
 The Straits Wine Co. Inc., *Director*
 Sem-Calaca Power Corporation, *Independent Director*
 Southwest Luzon Power Generation Corporation, *Independent Director*

Former Affiliations:

ABS-CBN Holdings Corporation, *Independent Director*
 Development Bank of the Philippines, *Director*
 DBP Leasing Corporation, *Director*
 DBP Insurance Brokerage, Inc., *Director*
 MRT Corporation, *Director*
 ABS-CBN Corporation, *Member, Board of Advisers*
 Deutsche Regis Partners Inc., *Chairman*
 Deutsche Morgan Grenfell Inc., *Managing Director*

Morgan Grenfell Securities (UK) Ltd., *Director*
 Deutsche Morgan Grenfell Securities (HK), *Director*
 Morgan Grenfell Securities Philippines, *Director*
 Asia Equity (UK) Limited, *Director*
 Peregrine Securities (UK & Hong Kong), *Investment Adviser*
 San Miguel Corporation, *Economist*
 Center for Research & Communication, *Economist*
 Faculty of Economics, Assumption College, *Member*

11. **FERDINAND M. DELA CRUZ**

54, Filipino, is a first-time nominee for Independent Director of SMPC.

Education

Advanced Management Program (AMP), Harvard Business School (2015)
 B.S. Mechanical Engineering (*Cum Laude*), University of the Philippines (1987)
 10th Placer at the 1987 Mechanical Engineering Exams
 Fellow, Institute of Corporate Directors

Directorship in Listed Companies:

None.

Other Directorships/Positions:

U.P. Engineering R&D Foundation, Inc., *President & Trustee*

Former Affiliations:

Manila Water Company, Inc., *President, Chief Executive Officer and Chief Sustainability Officer*
 Manila Water Operations, *COO*
 Manila Total Solutions, Inc., *President & CEO*
 Manila Water Foundation, *President*
 Manila Water Company, *Group Director, East Zone Business Operations*
 Globe Telecom, *Head-Consumer Sales and After Sales Group*
 Globe Telecom, *Head-Consumer Wireless Business Group*
 Kraft Food (Philippines) Inc., *President & General Manager*
 Kraft Food (Philippines) Inc., *Country General Manager*
 Kraft Foods International Services Inc. – Indonesian Representative Office, *Chief Representative*
 PT Kraft Ultrajaya Indonesia, *President & Director*
 Ayala Land Inc./Laguna Properties Holdings Inc., *SVP-Marketing & Sales Division*
 San Miguel Brewing Philippines, *VP-National Sales*
 San Miguel Brewing Philippines, *Executive Asst. to EVP for Philippine Operations*
 Inbisco Philippines Inc. (Kopiko), *Country Manager*
 Unilever Philippines, *Marketing/Sales Operations Manager*
 Unilever Philippines, *National Distribution Manager*
 Unilever Philippines, *Brand Manager, Asst. Brand Manager, Management Trainee*
 DCCD Engineering Corporation, *Junior Engineer*

Executive Officers

Isidro A. Consunji*	-	Chief Executive Officer
Maria Cristina C. Gotianun*	-	President & COO
Junalina S. Tabor	-	VP, Chief Risk Officer & Chief Compliance Officer
Nena D. Arenas	-	VP, Chief Governance Officer & Compliance Officer
John R. Sadullo	-	VP-Legal & Corporate Secretary
Jose Anthony T. Villanueva	-	VP-Marketing for Coal
Andreo O. Estrellado	-	VP-Power Market & Commercial Operations
Ruben P. Lozada	-	VP-Mining Operations & Resident Manager
Carla Cristina T. Levina	-	VP & Chief Finance Officer
Jojo L. Tandoc	-	VP-Human Resources & Organizational Development
Karmine Andrea S.J. Ching	-	AVP-Corporate Planning of SMPC Group

**Member of the Board (please see above)*

1. **Junalina S. Tabor**, 57, Filipino, is the Chief Risk, Compliance & Performance Officer/SVP of SMPC Group since March 3, 2021. She graduated *Magna Cum Laude* with a degree of Bachelor of Science in Commerce, Major in Accounting in 1984 at Saint Joseph College and is a Certified Public Accountant. She obtained her Master's degree in Public Administration at the University of the Philippines in 1995 under the Local Scholarship Program (LSP) of the Civil Service Commission. She earned her Certificate in Business Economics from the School of Economics, University of Asia and the Pacific in June 2012 under its Strategic Business Economics Program (SBEP) and also completed the modular course in Computer Literacy Program at Systems Technology Institute as half scholar in 1988. She was the Corporation's Vice-President & Chief Finance Officer since May 2010 or 11 years. Prior to joining the Corporation in 1997, she held various positions with the Commission on Audit from State Auditor Examiner to State Auditor in 1984-1997. She was Team Leader in special audit engagements in certain government owned and controlled corporations from 1994-1996. She is also concurrently the Chief Finance Officer of SEM-Calaca Power Corporation and Southwest Luzon Power Generation Corporation.
2. **John R. Sadullo**, 50, Filipino, is the Vice-President for Legal since November 2013, Corporate Secretary, and Corporate Information Officer since May 2005. He graduated with a degree of A.B. Major in Political Science at the University of Santo Tomas. He obtained his Bachelor of Laws degree at San Beda College of Law in 1996 and was admitted to the BAR in 1997. He currently holds the position of Vice-President for Legal and Corporate Secretary of SEM-Calaca Power Corporation, and Southwest Luzon Power Generation Corporation; Corporate Secretary of Semirara Energy Utilities Inc., Southeast Luzon Power Generation Corporation, Semirara Claystone Inc., SEM-Cal Industrial Park Developers Inc., St. Raphael Power Generation Corporation, and Divine Word School of Semirara Island, Inc. He is also the Asst. Corporate Secretary of Semirara Training Center, Inc.; and previously the Corporate Secretary of DMCI Mining Corporation and DMCI Masbate Power Corporation; and Asst. Corporate Secretary of St. Raphael Power Generation Corporation.
3. **Nena D. Arenas**, 60, Filipino, is the Vice President, Chief Governance Officer and Compliance Officer since August 2013. Before her appointment, she was Good Governance Officer of SMPC since July 2005. Prior to joining SMPC, she was a Director, Chief Finance Officer and Vice-President of MCA Universal Inc.; Director of MCA Music Inc. and Reach Youth Ministries, a non-stock, non-profit organization. She has more than 15 years extensive experience in finance, accounting, budget & forecasting, information technology, warehousing, legal & business affairs, human resources and administration management. She also has seven years of experience in external audit at SGV & Co. She is currently a Fellow of the Institute of Corporate Directors. She is a Certified Public Accountant and graduated *Cum Laude* with a degree in Bachelor of Science major in Accounting at the University of St. La Salle.
4. **Jose Anthony T. Villanueva**, 56, Filipino, is the Vice-President for Marketing since November 2013. He received his Bachelor of Science degree in Mechanical Engineering and obtained his Master's degree in Business Administration both at De La Salle University. He also earned his Master's degree in Public Management at the University of the Philippines. He has undergone intensive training in financial modeling in Singapore and completed the Petroleum Energy Policy and Management Program in Norway as full scholar of the Norwegian Petroleum Directorate. Prior to his appointment, he was the Marketing Manager of SMPC since 2011. For more than 20 years he has been the forefront of the energy industry and held various positions as Department Manager for Finance and Planning, Business Development and Information Technology, Corporate Planning and as General Manager for Coal Division of state-owned company engaged in the exploration, development and production of geothermal, oil and gas and coal in the Philippines.
5. **Andreo O. Estrellado**, 59, is the Vice-President for Power Market & Commercial Operations since May 5, 2017. He graduated with a degree of Bachelor of Science in Chemical Engineering at the Mapua Institute of Technology and obtained his Master's degree in Business Administration from Ateneo de Manila University. Prior to his appointment, he served as the Assistant Vice President for Market and Commercial Operations of the company's affiliate, Sem-Calaca Power Corporation. He

- has been in the electric power industry business for more than 30 years performing different functions in the fields of marketing, business and project development, risk management, environmental impact assessment and nuclear physics for various government and private electric power companies. He was once affiliated with the National Power Corporation, National Transmission Corp, Manila Oslo Renewable Enterprises/SN Aboitiz Power, East Asia Power Corporation, Resource Management International (Navigant Consulting), and Magellan Utilities Development Corp. He also served as consultant of International Resources Group, Philippines; and Alternative Energy Development, Philippines for some of their World Bank and UNDP funded projects.
6. **Ruben P. Lozada**, 65, Filipino, is the Resident Manager since August 24, 2016, and a Member of the Compliance Committee. He graduated with a degree of Bachelor of Science in Civil Engineering at Mindanao State University in 1978. He was the Assistant Resident Manager of the Corporation for 14 years, more or less, prior to his promotion. He is a Civil Engineer by profession.
 7. **Carla Cristina T. Levina**, 36, Filipino, is the Chief Finance Officer/VP of SMPC Group since March 3, 2021. She graduated *Cum Laude* with a degree of Bachelor of Science in Accountancy at the University of Sto. Tomas in 2005 and placed 17th at the CPA Board Exams in October 2005. She was with SMPC for more than 4 years as an Internal Audit Manager, and on August 9, 2017, she was appointed as Vice-President & Chief Audit Executive. Prior to joining SMPC, she was a Director at SyCip Gorres Velayo & Co. under the IT Risk and Assurance Services. She has more than 14 years of IT audit and internal audit experience specializing in the risk-based audit of business processes, evaluation of risks and internal controls, and in performing independent assessments and third-party reporting audit engagements. She is a Certified Public Accountant (CPA), Certified Internal Auditor (CIA), Certified Information Systems Auditor (CISA).
 8. **Jojo L. Tandoc**, 44, Filipino, is the Vice-President for Human Resources & Organizational Development since November 7, 2018. Prior to his appointment, he was the AVP-Human Resources of SMPC. He is a Certified Human Capital Strategist issued by the Human Capital Institute (USA) last May 2018. He was awarded last June 8, 2018 as one of the Philippines Most Talented HR Leaders by the World HRD Congress during the 13th Employer Branding Awards in Dusit Thani, Manila and was also awarded as one of the 100 Most Influential Global HR Professionals during the World HRD Congress in Mumbai India on February 2017. He is also a Certified Life Coach by the New Skills Academy (USA) and recently granted the badge as Certified Management Consultant (CMC) by the Institute of Certified Management Consultants Philippines last January 24, 2020.

He graduated with a degree of Bachelor of Science in Psychology at the Lyceum Northwestern University, and pursued his Master's degree in Business Administration major in International Business Management at Metro-Dagupan Colleges, and Master of Arts major in Clinical Psychology at the Pamantasan ng Lungsod ng Maynila. He also had post graduate Diploma in Organization Development from Dela-Salle College of Saint Benilde SPaCe Program. At present, he is completing his degree of Doctor of Philosophy major in Organization Development at the Southeast Asia Inter-Disciplinary Development Institute (SAIDI) Graduate School of Organization Development. He is a Registered Psychologist (RPsy), a Registered Psychometrician (RPm) and a Certified Industrial/Organizational Psychologist (CIOP) of the Psychological Association of the Philippines. He is also a Certified Business Administrator (CBA) for his post-graduate study in Management issued by the Chartered Association of Business Administrator of Canada and received a Certificate in Talent Management and Succession Planning from the Pennsylvania State University. Prior to joining SMPC, he was the AVP-Human Resources & Administration of DMCI Power Corporation. His past affiliations include Meralco PowerGen Corporation, SN Aboitiz Power, Indra Sistemas (Soluzion) Philippines, and TEaM Sual Corporation in various capacities in human resource development & organization development practice. He was also an International HR Consultant in Vietnam as a Project Manager/Senior Consultant of Indra Sistemas where he worked with World Bank and the Government of Vietnam in setting up the Human Resources and Organizational Development systems of the Electricity of Vietnam.

9. **Karmine Andrea S.J. Ching**, 37, Filipino, is the Asst. Vice-President for Corporate Planning of SMPC Group since August 9, 2017. She graduated with a degree of Business Administration and Accountancy at the University of the Philippines, Diliman. She was SMPC Group's Internal Audit Manager before transferring to Corporate Planning. She also worked as an IT Audit Manager at SM Investments Corporation and was a Senior Associate at SGV & Co. under the IT Risk and Assurance practice. She is a Certified Public Accountant (CPA), Certified Internal Auditor (CIA), Certified Information Systems Auditor (CISA) and is Certified in Risk and Information Systems Control (CRISC).

SCHEDULE 3
2020 Summary of Board Acts and Resolutions

1. Regular Meeting on February 28, 2020 on the approval of the following:
 - a. Minutes of meeting held on November 7, 2019; and
 - b. Audited Consolidated Financial Statements for the period ended December 31, 2019; execution of Statement of Management's Responsibility for Consolidated Financial Statements for the period ended December 31, 2019; and designation of SMPC's representative to execute the representation letter relative to the audits of the consolidated financial statements of the SMPC and subsidiaries as of December 31, 2019;
 - c. Re-appointment of SGV & Co. as independent external auditor of SMPC for year 2020;
 - d. Declaration of cash dividend of Php1.25/share with record date on March 13, 2020 and payable date on March 27, 2020;
 - e. Fixing the date, time and venue of SMPC's Annual Stockholder's Meeting; appointment of Special Committee of Inspector on Proxy Validation; and appointment of SGV as Board of Canvassers;
 - f. Account opening and availment of products and services with One Network Bank, Antique Branch;
 - g. Account opening and availment of products and services with Metropolitan Bank & Trust Company;
 - h. Account opening and availment of products and services with One Network Bank for Semirara Mining Hospital;
 - i. Account opening and availment of products and services with Eastwest Banking Corporation;
 - j. Appointment of proxy for subsidiaries' annual or special stockholders' meeting for year 2020;
 - k. Authority to sell vessels, aircraft and other mining equipment;
 - l. Reversal of Php4 billion cost of CAPEX for mining equipment; and
 - m. Application of duty and tax-exempt with the Department of Finance.

2. Special Meeting on March 24, 2020 on the approval of the following:
 - a. Minutes of board meeting held on February 28, 2020;
 - b. Postponement of Annual Stockholders' Meeting due to Covid-19 Pandemic;
 - c. Authority to give email instructions for banking transactions with BDO Unibank, Inc. during community quarantine;
 - d. Authority to give email instructions for banking transactions with Bank of the Philippine Islands during community quarantine;
 - e. Authority to give email instructions for banking transactions with Eastwest Banking Corporation during community quarantine; and
 - f. Request for extension to file/submit SMPC's annual report (SEC Form 17-A) pursuant to SEC Memorandum Circular No. 5, Series of 2020.

3. Regular Meeting on May 8, 2020 on the approval of the following:
 - a. Minutes of board meeting held on March 24, 2020;
 - b. Unaudited consolidated financial statements for the period ended March 31, 2020;
 - c. Fixing the date, time and venue of the SMPC's Annual Stockholder's Meeting; participation and voting by remote communication; requirements and procedure for electronic voting *in absentia* and participation by remote communication in the conduct of virtual ASM; appointment of Special Committee of Inspector on Proxy Validation; and appointment of SGV as Board of Canvassers;
 - d. Procedure for the conduct of board of directors' meeting;
 - e. Appointment of Stock Transfer Service, Inc. as transfer agent of SMPC;
 - f. Sustainability Report for publicly-listed companies pursuant to SEC Memorandum Circular No. 4, Series of 2019;
 - g. Integrated Annual Corporate Governance Report for year 2019 pursuant to Memorandum Circular No. 15, Series of 2017;
 - h. Application for Mineral Production Sharing Agreement with Mines and Geosciences Bureau, Region VI;
 - i. Sale of motor vehicle with plate no. NBE 1572;

- j. Sale of motor vehicle with plate no. AAY 7212;
 - k. Application for income tax holiday for year 2019 with the Board of Investments;
 - l. Application for the release of shipment under surety bond with the Bureau of Customs; and
 - m. Application for renewal of importer accreditation with the Land Transportation Office.
4. Organizational Meeting on July 3, 2020 on the approval of the following:
- a. Minutes of board meeting held on May 8, 2020; and
 - b. Election Officers and Composition of Board Committees as follows:
 - A. Principal Officer:**
 - 1. Isidro A. Consunji - *Chairman & Chief Executive Officer*
 - 2. Maria Cristina C. Gotianun – *President, Chief Operating Officer & Chief Risk Officer*
 - 3. Junalina S. Tabor – *VP & Chief Finance Officer*
 - 4. Jaime B. Garcia - *VP-Procurement & Logistics*
 - 5. Nena D. Arenas - *VP, Chief Governance Officer & Compliance Officer*
 - 6. John R. Sadullo - *VP-Legal, Corporate Secretary, & Corporate Information Officer*
 - 7. Antonio R. Delos Santos - *VP-Treasury*
 - 8. Jose Anthony T. Villanueva - *VP-Marketing for Coal*
 - 9. Andreo O. Estrellado – *VP-Power Market & Commercial Operations*
 - 10. Ruben P. Lozada – *VP-Mining Operations & Resident Manager*
 - 11. Carla Cristina T. Levina – *VP-Chief Audit Executive*
 - 12. Jojo L. Tandoc – *VP-Human Resources & Organizational Development*
 - 13. Karmine Andrea B. San Juan – *AVP-Corporate Planning Power*
 - B. Corporate Governance Committees:**
 - 1. Audit Committee:
 - a. Antonio Jose U. Periquet, Jr. - Chairman
 - b. Honorio O. Reyes-Lao - Member
 - c. Rogelio M. Murga - Member
 - d. Herbert M. Consunji - Member
 - 2. Corporate Governance Committee:
 - a. Honorio O. Reyes-Lao - Chairman
 - b. Rogelio M. Murga - Member
 - c. Maria Cristina C. Gotianun - Member
 - 3. Risk Committee
 - a. Rogelio M. Murga - Chairman
 - b. Honorio O. Reyes-Lao - Member
 - c. Isidro A. Consunji - Member
- Mr. Rogelio M. Murga was likewise appointed by the Board as Lead Director in compliance with the Code of Corporate Governance for Public Listed Companies (SEC Memorandum Circular No. 19, Series of 2016).
- c. Account opening and availment of credit facilities with Eastwest Banking Corporation;
 - d. Application and availment of electronic banking channels with China Banking Corporation;
 - e. Account opening with Development Bank of the Philippines, Antique Branch; and
 - f. Designation of authorized representatives for the application of mineral production sharing agreement with the Mines and Geosciences Bureau, Region VI.
5. Regular Meeting on August 7, 2020 on the approval of the following:
- a. Minutes of board meeting held on July 3, 2020;
 - b. Unaudited consolidated financial statements for the period ended June 30, 2020;
 - c. Execution and signing of lease contract with BDO Network Bank over a building space located in Semirara Island, Caluya, Antique;

- d. Relinquishment of Lot 5 & 6 from the area of EP-99-001-VI for the issuance of area clearance by the Mines and Geosciences Bureau, Region VI;
 - e. Authority to transact for the amendment of cargo manifest with the Bureau of Customs;
 - f. Amendment to insider trading policy of SMPC;
 - g. Execution and signing of coal supply agreement with Sem-Calaca Power Corporation;
 - h. Application for corporate plans with Smart Communications;
 - i. Designation of authorized representatives for updating of records with the Board of Investments;
 - j. Application for Dasmariñas Village Association and/or Forbes Park Association sticker for SMPC's service vehicles;
 - k. Application for GCash services with G-Xchange, Inc.;
 - l. Sale of motor vehicle with plate no. NCL 2834; and
 - m. Designation of authorized representative to claim/receive check amounting to Php77.2 million from the Bureau of Internal Revenue representing tax refund.
6. Regular Meeting on October 27, 2020 on the approval of the following:
- a. Minutes of board meeting held on August 7, 2020;
 - b. Unaudited consolidated financial statements for the period ended September 30, 2020;
 - c. Amendment to risk committee charter to include oversight with reference to environmental, social and business sustainability risks, climate-related risks and task force on climate-related financial disclosures;
 - d. Amendment to enterprise risk management policy to include the risk registry on climate-related transition risk, which is aligned with the task force on climate-related financial disclosures and SEC sustainability report guidelines for PLCs;
 - e. Sale of motor vehicle with plate no. NDY 5830;
 - f. Designation of email addresses and mobile numbers in compliance with SEC Memorandum Circular No. 28, Series of 2020;
 - g. Execution and signing of contract with Petron Corporation for the purchase of fuel, lube, etc.;
 - h. Execution and signing of contract with Petron Singapore Trading Pte. Ltd. for the purchase of fuel, lube, etc.;
 - i. Application for Forbes Park Association sticker for SMPC service vehicle;
 - j. Designation of proxy to attend and vote at the annual general members meeting of Philippine Independent Power Producers Association, Inc.;
 - k. Designation of authorized representatives for the creation of mine rehabilitation committee and the multi-tripartite monitoring team;
 - l. Application for check-writing facility with BDO Unibank, Inc.;
 - m. Signing and execution of contract with Total (Philippines) Corporation for the purchase of fuel, lube, etc.;
 - n. Signing and execution of contract with Total Trading Asia Pte. Ltd. for the purchase of fuel, lube, etc.;
 - o. Sale of motor vehicle with plate no. NEA 5458;
 - p. Designation of authorized representatives for banking transactions with Eastwest Bank Pasong Tamo Store;
 - q. Application for a license with Philippine Drug Enforcement Agency to purchase, handle, move and transport controlled precursors and essential chemicals;
 - r. Account opening, availment of credit facilities and online system with Metropolitan Bank & Trust Company;
 - s. Application for Lifting of Abandonment/Clearance of No Alert with Bureau of Customs;
 - t. Reactivation of dormant account with BDO Network Bank, San Pedro Branch;
 - u. Sale of motor vehicle with plate no. TKQ 993;
 - v. Account opening and availment of credit facilities with BDO Unibank, Inc.;
 - w. Authority of Semirara Training Center, Inc. to use the school building and workshops in Semirara, Caluya, Anique;
 - x. Signing and execution of agreement with GQWEST Inc. for the delivery and supply of purified drinking water; and
 - y. Sale of motor vehicle with plate no. AAY 9225.

7. Special Meeting on February 19, 2021 on the approval of the following:
 - a. Minutes of meeting held on October 27, 2020;
 - b. Authority to participate in competitive selection process for power supply contracts through St. Raphael Power Generation Corporation, a wholly-owned subsidiary;
 - c. Availment of business online banking with BDO Unibank, Inc.;
 - d. Establishment of environmental funds for Himalian Limestone Project: rehabilitation cash fund, monitoring trust fund, and final mine rehabilitation and decommissioning fund relative to the Corporation's application for mineral production sharing agreement and special mining permit;
 - e. Sale of motor vehicle with plate no. PIY 686;
 - f. Sale of motor vehicle with plate no. NBY 9221; and
 - g. Authority to execute surety bond and other regulatory requirements for transactions with the Bureau of Customs.

8. Regular Meeting on March 3, 2021 on the approval of the following:
 - a. Minutes of meeting held on February 19, 2021;
 - b. Audited Consolidated Financial Statements for the period ended December 31, 2020; execution of Statement of Management's Responsibility for Consolidated and Parent Financial Statements for the period ended December 31, 2020; and designation of SMPC's representative to execute the representation letter relative to the audits of the consolidated financial statements of the SMPC and subsidiaries as of December 31, 2020;
 - c. Resignation of Maria Christina C. Gotianun as Chief Risk Officer; and promotion of Junalina S. Tabor as Chief Risk, Compliance & Performance Officer/SVP of SMPC Group, and Carla Cristina T. Levina as Chief Finance Officer/VP of SMPC Group;
 - d. Re-appointment of SGV & Co. as independent external auditor of SMPC for year 2021;
 - e. Fixing the date, time and venue of SMPC's Annual Stockholder's Meeting; approval of notice and agenda; appointment of Special Committee of Inspector on Proxy Validation; and appointment of SGV as Board of Canvassers;

----- nothing follows -----

SCHEDULE 4

REQUIREMENTS AND PROCEDURE FOR ELECTRONIC VOTING IN ABSENTIA AND PARTICIPATION BY REMOTE COMMUNICATION

2021 Annual Stockholders' Meeting

SEMIRARA MINING AND POWER CORPORATION

May 3, 2021 at 10:00

By Remote Communication

This procedure is adopted pursuant to SEC Memorandum Circular No. 6, Series of 2020 or the "Guidelines on the Attendance and Participation of Directors, Trustees, Stockholders, Members, and Other Persons of Corporations in Regular and Special Meetings through Teleconferencing, Videoconferencing and Other Remote or Electronic Means of Communications."

The Board of Directors of **Semirara Mining and Power Corporation** (the "Company") at its meeting held last March 3, 2021 approved to conduct the Annual Stockholders' Meeting (ASM) on May 3, 2021 at 10:00 a.m. by remote communication. Stockholders of record as of March 18, 2021 may only attend and participate in the meeting by remote communication, by voting *in absentia*, or by appointing the Chairman of the Board as their proxy.

The livestream link on the Company's website is <https://www.semiramampc.com/asm>.

The following procedures shall be observed in the conduct of the ASM:

1. REGISTRATION AND PARTICIPATION

Stockholders who intend to attend and participate in the meeting remotely must register at <https://www.semiramampc.com/asm> beginning April 21 to 28, 2021 and provide the following as proof of his identity and right to vote in the ASM:

- 1.1.1. Name
- 1.1.2. Complete address
- 1.1.3. Email address
- 1.1.4. Contact number
- 1.1.5. Number of shares held
- 1.1.6. Broker's Certification for scripless shares
- 1.1.7. Secretary's Certificate for corporate stockholders. Notarized copy thereof is not required.
- 1.1.8. Scanned copy of any government-issued IDs (e.g., driver's license, passport, GSIS, SSS, and other IDs issued by the government).

- 1.2. The following documents are required in the registration to be transmitted by email to corporatesecretary@semiramampc.com on the day of your registration:

CERTIFICATED SHARES:

- a. Individual Stockholder
 - i. Valid Government-Issued ID
- b. Corporate Stockholder
 - i. Secretary's Certificate designating its attorney-in-fact and proxy
 - ii. Valid Government-Issued ID of the representative

UNCERTIFICATED OR SCRIPLESS SHARES:

- a. Individual Stockholder
 - i. Broker's Certification stating the stockholder's name and the number of shares held

- ii. Valid Government-Issued ID
- b. Corporate Stockholder
 - i. Broker's Certification stating the stockholder's name and the number of shares held
 - ii. Secretary's Certificate designating its attorney-in-fact and proxy
 - iii. Valid Government-Issued ID of the representative

The Company reserves the right to require additional personal data or documents to ensure the identity and right to vote of the Stockholder. At all times, the right of the Stockholder to the privacy of his personal data as provided in the Data Privacy Act shall be ensured.

- 1.3. Validation of the above-mentioned information shall be made within one (1) working day from receipt of the Stockholder's registration and supporting documents. Failure to submit the said documents may result in the disapproval or rejection of your registration.
- 1.4. Upon successful registration, the stockholder will receive an email confirmation and an invitation to participate in the ASM livestream by simply clicking the green button "Join event".
- 1.5. Only Stockholders who have successfully registered in the Company's Portal shall be included in the determination of quorum together with the stockholders attended by proxy.
- 1.6. The Company will publish in advance at its website at www.semiraramining.com electronic copy of the following: Information Statement, Management Report, Agenda and Rationale to the Agenda, Proxy Form, Audited Consolidated Financial Statements for the period ended December 31, 2020, and other pertinent materials. The materials herein are likewise accessible through PSE EDGE.
- 1.7. Questions and/or comments may be sent no later than April 28, 2021 to corporatesecretary@semirampc.com, which shall be limited to the items in the Agenda. Some questions may be addressed while others will be replied upon via email.
- 1.8. Each of the proposed resolutions will be shown during livestreaming.
- 1.9. Voting shall only be allowed for Stockholders registered in the voting *in absentia* and through the Chairman of the Board as proxy.
- 1.10. Except in the election of Directors, all other items in the Agenda for approval of the stockholders will need an affirmative vote of stockholders representing at least majority of the outstanding voting stock present at the meeting. A two-thirds (2/3) votes of the outstanding voting stock present shall likewise be needed when so required under the By-Laws or the Revised Corporation Code of the Philippines.
- 1.11. Cumulative voting is allowed in the election of directors. You may refer to item 3.2.2 below on how to cumulate your votes.
- 1.12. Sycip Gorres Velayo & Co. (SGV) and the Office of the Corporate Secretary are designated as the Board of Canvassers to tabulate and validate the votes received, which results shall be reported by the Corporate Secretary during the meeting.
- 1.13. The meeting proceedings shall be recorded in audit and video format.

2. VOTING BY PROXY

- 2.1. Stockholders may download the Proxy Form at www.semiramining.com.
- 2.2. Individual stockholders with scripless shares, the Proxy Form must be accompanied by:
 - a. Broker's Certification certifying that the holder thereof is a *bona fide* stockholder of the Company and indicating the number of shares held under his name; and
 - b. Copy of any of his government-issued IDs.
- 2.3. Corporate Stockholder must submit the Proxy Form accompanied by:
 - a. Secretary's Certificate showing the authority; and
 - b. Copy of any government-issued IDs of the authorized representative.
- 2.4. Scanned copy of the duly accomplished proxies and its supporting documents must be received by the Corporate Secretary through email at corporatesecretary@semirampc.com on or before 5:00 p.m. on April 26, 2021, and hard copies thereof sent at 2nd Floor DMCI Plaza, 2281 Don Chino Roces Avenue, Makati City. Proxy validation is set on April 27, 2021, 10:00 a.m. at the office of Company.

3. ELECTRONIC VOTING OR VOTING *IN ABSENTIA*

- 3.1. Upon successful registration as specified in Item 1 above, the Stockholder will be given access to the portal at <https://www.semirampc.com/voting> where he/she may cast his/her votes beginning April 26, 2021 until the day of the ASM virtual meeting on May 3, 2021.
- 3.2. All items in the Agenda shall be voted by the Stockholder or his proxy as follows:
 - 3.2.1. For items except the election of Directors, registered Stockholder or his/her proxy will have the option to vote "For," "Against," or "Abstain." The vote is considered cast for all the registered Stockholder's shares.
 - 3.2.2. For the election of Directors, the registered Stockholder or his/her proxy may vote for all the nominees or cumulate his/her vote for one or some of the nominees provided that the total number of allowable votes will not exceed the number of shares multiplied by the number of Board seats (Number of shares x 11 Directors = Number of Voting Shares).
- 3.3. Once the registered Stockholder or his/her proxy has voted, he can proceed to submit his electronic ballot by clicking the 'Submit' button. No changes can be made after the electronic ballot has been submitted. The Stockholder or his/her proxy will then be redirected to an online webpage containing a summary of the votes cast.
- 3.4. The integrity and secrecy of votes shall be protected. As such, all votes received will be tabulated and validated by the Board of Canvassers appointed by the Board. The Corporate Secretary shall report the results of voting during the livestreaming.

MANAGEMENT REPORT

Pursuant to SRC Rule 20(4)

**SEMIRARA MINING AND POWER CORPORATION
MANAGEMENT REPORT**

TABLE OF CONTENTS

PART I - BUSINESS AND GENERAL INFORMATION -----	3
PART II - SECURITIES OF THE REGISTRANT -----	11
A. Market Price and Dividends on Registrant's Common Equity -----	11
1 Market Information -----	11
2 Holders -----	12
3 Dividends -----	14
4 Recent Sales of Unregistered or Exempt Securities -----	14
PART III - FINANCIAL INFORMATION -----	14
A. Management Discussion and Analysis -----	14
1 Years 2019-2020 -----	15
2 Years 2018-2019 -----	26
3 Years 2017-2018 -----	39
B. Information on Independent Accountant and Other Related Matters -----	53
PAR IV – DISCUSSION ON COMPLIANCE WITH LEADING PRACTICE ON CORPORATE GOVERNANCE -----	54
ATTACHMENT:	
<u>TOP 100 STOCKHOLDERS AND LIST OF BENEFICIAL OWNERSHIP OF SECURITIES AS OF MARCH 18, 2021</u>	
STATEMENT OF MANAGEMENT’S RESPONSIBILITY FOR FINANCIAL STATEMENTS 2020 & 2019 ANNUAL AUDITED CONSOLIDATED FINANCIAL STATEMENTS	
SUPPLEMENTARY SCHEDULES:	
SCHEDULE OF RETAINED EARNINGS AVAILABLE FOR DIVIDEND DECLARATION	
SCHEDULE OF FINANCIAL SOUNDNESS INDICATORS	
SCHEDULE A – FINANCIAL ASSETS	
SCHEDULE B – AMOUNTS RECEIVABLE FROM DIRECTORS, OFFICERS, EMPLOYEES, RELATED PARTIES AND PRINCIPAL STOCKHOLDER	
SCHEDULE C – AMOUNTS RECEIVABLES/PAYABLES FROM/TO RELATED PARTIES WHICH ARE ELIMINATED DURING THE CONSOLIDATION OF FINANCIAL STATEMENTS	
SCHEDULE D – LONG TERM DEBT	
SCHEDULE E – INDEBTEDNESS TO RELATED PARTIES	
SCHEDULE F – GUARANTEES OF SECURITIES OF OTHER ISSUERS	
SCHEDULE G – CAPITAL STOCK	
MAP OF THE RELATIONSHIPS OF THE COMPANIES WITHIN THE GROUP	

PART I- BUSINESS AND GENERAL INFORMATION

Semirara Mining and Power Corporation¹ (the “Corporation” or “SMPC”) was incorporated on February 26, 1980 to explore, develop and mine the coal resources in Semirara Island, Caluya, Antique.

Competition is insignificant in so far as domestic coal mine is concerned. SMPC remains the largest coal producer in the Philippines, contributing 1.515 million metric tons (MT) or 98.4% of total domestic coal production in 2001 while the nominal balance is shared by small-scale mines in Cebu, Bataan Island, and other areas. Nonetheless, domestic coal demand is still anchored heavily on imported coal. In 2002, importation reached 5.930 million MT, representing 79.4% of aggregate supply, much higher than the 1.539 million MT (or 20.6% of aggregate supply) contributed by domestic coal producers. China brought in the bulk of coal in the country, accounting for 49.84% of the total, followed by Indonesia (36.86%), Australia (9.26%) and Vietnam (4.04%). In 2004, domestic producers supplied 27% of the total demand of 9.5 Million MTs increasing further to 32% of the 9.7 Million MTs market in 2005. However, in 2006 domestic producers supplied only 25% of the total demand of 9.5 Million MT’s because of higher imported volume due to demand of higher quality coal which came from other countries. Semirara supplied 22% of the country’s total coal consumption for 2006. The competitiveness of domestic coal producers is threatened by the more superior quality of imported coal as well as the government’s policy on liberalization. This is however compensated by the Department of Energy’s policy to promote indigenous energy resources and lower freight costs of local coal vis-à-vis imports. SMPC remains to be competitive while it continues to exert efforts to improve the quality of its coal and keep production costs low. The tariff rates of sub-bituminous and other coal now stand at the rate of 3%. In 2020, the Company’s production posted a record high of 15.2 million MT, 17% up against 12.9 million MT in 2019.

To be competitive, local coal industry must be priced competitively against imported coals, currently from, Indonesia, China & Australia. Pricing of domestic coal is based on import parity inclusive of taxes and duties (at the current rate of taxes and duties). With the inherent quality of Semirara coal, it is estimated that it will be used by approximately 50% of the total Philippine market during this period. The promptness of delivery and quality of coal is required. The power companies are mostly located in Luzon and a few in the Visayas and Mindanao.

In March 2003, NPC tested our coal for its Masinloc plant while deliveries were made to Sual and Pagbilao Power Plants in 2004 and 2005. Both plants (Sual and pagbilao) are being operated by Mirant, Phil., Inc., and are covered by a Coal Supply and Energy Conversion Agreements with NPC. At this time, these plants have potential market of 600,000 to 800,000 Mts of coal per annum for Semirara coal.

On December 2, 2009, SEM-Calaca Power Corporation (SCPC), a wholly-owned subsidiary of SMPC took over the operation of the National Power Corporation’s (NPC) power plants in Calaca, and in May 4, 2010 completed its acquisition of said power plants. SMPC continues to supply coal to the Calaca plants at approximately 900,000 MTs in 2010. The Calaca plants have a potential requirement of approximately 1.5 to 2.0 Million MTs.

Historically, approximately 98% of SMPC’s revenue streams are from the then NPC Calaca Plants. Prior to its privatization, NPC’s consumption of Semirara Coal steadily increased since SMPC worked on improving the quality of its coal. Note that SMPC started washing 25% of its production in mid-1999. Resultantly, its market has widened, to include other power plants, the cement industry and other small industrial plants and in 2007, Semirara coal was tested by the export market. In 2007, NPC’s share in volume and value of the SMPC’s sales went down to 38% and 45%, respectively from 63% and 68% in 2006. In 2008, NPC share in volume and value further dropped to 24% and 40% due to steady increase in total volume sold resulting from increase in domestic sales to other power plants and industries and export sales as well. In 2007, sale to domestic customers (outside NPC) accounted for 39% and 37% respectively in terms of volume and value, and rose to 46% in volume and decreased by 27% in value in 2008. Likewise, in 2007, export sales’ share in volume and value registered at 22% and 18%, respectively and went up to 30% and 22%, in 2008.

¹ Change in corporate name from Semirara Mining Corporation to Semirara Mining and Power Corporation was approved by SEC on August 18, 2014.

On August 31, 2011, Southwest Luzon Power Generation Corporation (SLPGC), a wholly-owned subsidiary of SMPC was incorporated with an authorized capital stock of Php10 Billion and paid-up capital of Php3 Billion. SLPGC was constituted as the project company that will own and operate the 2x150 MW Coal Fired Thermal Power Plant. The project cost of the said power plant is estimated to be approximately Php19.8 Billion and will be constructed adjacent to the SCPC Power Plant in Calaca, Batangas. On February 1, 2012, the Department of Environment and Natural Resources (DENR) issued to SLPGC its Environmental Compliance Certificate (ECC). SMPC’s other wholly-owned subsidiaries are SEM-Cal Industrial Park Developers, Inc. (SIPDI), Semirara Claystone Inc. (SCI), Semirara Energy Utilities Inc. (SEUI), Southeast Luzon Power Generation Corporation² (SELPGC), and St. Raphael Power Generation Corporation (SRPGC).

SMPC has secured permits and licenses from the government as follows: (a) Extension of Coal Operating Contract with the DOE from 2012 to 2027; (b) DENR Environmental Compliance Certificate No. 9805-009-302; (c) DENR Environmental Compliance Certificate ECC-CO-1601-005 issued by the DENR for its Molave Coal Project; (d) Business Permits issued by Caluya, Antique and Makati City; (e) Aerodrome Registration Certificate No. AGA-R-009-2018A issued by CAAP-yearly renewable; (f) Certificate of Registration of Port Facilities No. 149 until December 31, 2014³; and (g) DENR Special Land Use Permit No. 6-1-SLUP-OLP002-03152017 until March 15, 2017⁴.

Under its Coal Operating Contract, SMPC is obligated to pay royalties to the Department of Energy (DOE) – at the minimum of 3% based on FOB sales or at 30% of net proceeds (gross revenue less all expenses, excluding royalty and corporate tax) and compensation for entry and use of private lands under the provisions of PD 972, as amended by PD 1174, to land owners – Php0.50/MT for untitled land and Php1.00/MT for titled land. On November 12, 2009, DOE and SMPC executed Second Amendment to Coal Operating Contract No. 5. The second amendment amends the coordinates of the contract area to include a land area of 3,000 and 4,200 hectares, more or less, located in Caluya Island and Sibay Island, Antique.

On September 10, 2012 the Technical Report on Bobog Coal Deposit was released, which showed a resource estimates of 27.5 million metric tons of measured and 9 million metric tons of indicated in situ coal in Bobog mine. The coal resource is contained in 26 seams but only 19 were considered in the estimate as mineable due to thickness, quality and consistency factors. Of the 19 seams, 12 attained thickness greater than 3 meters and occasionally up to 20 meters. The coal resource has a heating value ranging from 6,930 to 10,149 BTU/lb, with a mass-weighted average of 9,500 BTU/lb. Under the ASTM classification of coal by rank, the seams in Bobog range from Sub-bituminous B to Sub-bituminous A. Eleven (11) major and thirty-seven (37) minor coal seams have been interpreted and correlated from the Bobog drillholes. The major coal seams are seams 10, 22, 23, 31, 32, 33, 41, 42, 43, 44, and 45. A coal seam is categorized as major seam if it contains at least one million metric tons of coal resources. Intersected thickness of major seams ranged up to 25 meters. The Bobog database for most of the major seams is highly robust, especially in portions where resource is large. A total of 2,834 rows of data from the Bobog drillholes were reviewed. The major seams have significant data coverage. For minor seams, the database is not as robust because only few drillholes intersected them, and for this reason in-fill drilling is recommended.

The number of SMPC’s workforce is 4,198 and 4,227 for the years 2020 and 2019, respectively, inclusive of employees based at its head office in Manila. Out of the 4,198 workforce for 2020, 3,169 are employed by SMPC while the rest are employed by contractors, one of which is DMC Construction Equipment Resources, Inc., an affiliate of Dacon Corporation. SMPC does not anticipate hiring additional employees for the ensuring year except when due to contingencies resulting in separation, resignation, termination of services of existing employees. The breakdown of SMPC’s employees according to type, are as follows:

Executive	11
Managers	25
Supervisors	191
Rank and File	2,942
Total	3,169

² Formerly SEM-Balayan Power Generation Corporation.

³ Renewal of permit is still pending with Philippine Ports Authority.

⁴ Renewal of permit is still pending with DENR.

On the other hand, in 2020 the total number of SCPC workforce is 492, of which 342 is indirectly employed inclusive of the O&M contractor employees at the Calaca Power Plant while SLPGC has a workforce of 304, of which 236 are employees. SMPC's other subsidiaries, namely: SIPDI, SCI, SEUI, SELPGC, and SRPGC are non-operational, hence, no employees were hired.

On December 14, 2006, the CBA between SMPC and Semirara Mining Corporation Labor Union (SMCLU) was signed effective for another five (5) years. There was a notice of strike which, however, did not materialize due to settlement resulting to the signing of the new CBA. After the expiration of the CBA on August 31, 2011, no new CBA was executed by SMCLU and SMPC. Meanwhile, the terms of the CBA remained to be implemented. There are no existing labor unions in SMPC's subsidiaries.

SMPC has obtained all necessary government permits for its operations. SMPC has been implementing the necessary programs to comply with all regulatory requirements, particularly its ECC, which includes Regular Monitoring by the Multi-Partite Monitoring Team (MMT) Marine Assessment Studies/Surveys, Social Development Programs, Reforestation Programs, etc. From 2001-2006 the Corporation has spent Php23.6 Million for Social and Environmental Programs such as expanded mangrove areas, initiated and supported livelihood projects, implemented reforestation programs on the island, and cultivated fresh water sanctuary.

SMPC is legally required to fulfill certain obligations as required under its ECC issued by DENR when it abandons depleted mine pits. SMPC recognizes this liability and set up an "Asset Retirement Obligation" account in its Balance Sheet.

SMPC's has established an Environmental Monitoring Fund for MMT, which has an initial amount of Php600,000, determined by the work and financial plan of the Monitoring Team. Also, an Environmental Guarantee Fund was established with a cash component of Php1.5 Million. This enables the continued mining operations of SMPC.

SMPC continue to operate and has not been suspended and neither has it been issued any suspension order nor is there any ongoing mining audit or re-audit, as based on the DENR Environmental Audit on August 25, 2016, SMPC was cleared and compliant with its Environmental Compliance Certificate (ECC). SMPC's operation is under the jurisdiction of the DOE and the latter has issued in August 26, 2016 the results of its own technical audit confirming SMPC's operations does not discharge toxic materials to the mangroves, sulfur content of coal is below 1%, no seaweed farm affected and dumping of overburden materials do not affect nearby communities.

The DENR order on the closure of several mines has no adverse effect whatsoever on the Corporation's business operations and financial condition. In February 2017, the DENR-EMB Region VI issued a special order on the creation of composite team to conduct monitoring, inspection and investigation on SMPC's compliance to its ECC, ambient air and water monitoring of Semirara Island, investigation of alleged reclamation of SMPC and livelihood and community status in the island. It was, however, clarified that the inspection is not an audit but only information gathering and validation of its audit results in 2016.

Based on the results of its data gathering activity in Semirara Island, DENR-EMB Region VI declared SMPC to be very much compliant with the ECC conditionalities as shown by the mining audit conducted in 2016 by the Multi-Partite Monitoring Report. The DENR-EMB noted that:

1. SMPC substantially provided basic services and livelihood assistance to local communities. Reforestation and rehabilitation program are on the top priority of SMPC.
2. Sixty percent (60%) is vegetated or covered with naturally growing and planted trees.
3. On the alleged reclamation, the results showed that there is a considerable increase of land area on the northern tip of the island and extending seaward from the mining pits of Unong, Panian, Molave and Narra, as a result of backfilling and within the coal operating area of SMPC.
4. SMPC has established a Research Center for giant clams and abalone near the Semirara Marine Sanctuary to support the water quality monitoring. Giant clams that thrives in the area is an indicator of good water quality.

In 2008, SMPC obtained ISO certification on Integrated Management System covering three (3) standards as follows: Quality Management System (ISO 9001:2008), Environmental Management System (ISO 14001:2004), and Occupational Health and Safety Management System (OSHAS 18001:2007). In 2018, SMPC has successfully transitioned and passed conformance to the 2015 versions of ISO 9001 and ISO 14001 on quality and environmental management systems, respectively. The 2015 versions require an embedded risk-based approach and take into account the engagement of various key stakeholders. SMPC remained to be certified to these ISO and OHSAS standards on 2019 surveillance audit results.

Meanwhile, SMPC's existing legal cases, are as follows:

1. **The HGL Case.** Sometime in January 2004, the Corporation received a complaint filed by HGL Development Corporation ("HGL"). The facts are as follows:

On August 28, 1984, HGL entered into a Forest Land Grazing Lease Agreement (FLGLA No. 184) with the DENR covering a 367-hectare land located at the Barrios of Bobog and Pontod, Semirara, Antique. In its Order dated December 6, 2000, DENR cancelled FLGLA No. 184 explaining that the subject area is within the coverage of Proclamation No. 649, which set apart the island of Semirara in the Province of Antique as coal mining reservations.

HGL filed a letter requesting a reconsideration of the Order but the request was denied in the DENR's letter-Order dated December 9, 2002.

The Caloocan Case

On November 17, 2003, HGL filed a complaint (Civil Case No. C-20675) against the DENR for specific performance and damages in Branch 121, Regional Trial Court of Caloocan City (RTC-Caloocan). HGL prayed that DENR should perform its obligations under FLGLA No. 184 and pay HGL for moral and exemplary damages and attorneys' fees.

On March 2, 2004, SMPC filed a Motion for Intervention because the Order canceling FLGLA No. 184 sought to be reconsidered by HGL covers property located in the island of Semirara, Antique, which motion was granted by RTC-Caloocan. Subsequently, SMPC filed a Motion to Dismiss for lack of cause of action/jurisdiction and forum shopping. SMPC's prayer for dismissal and its subsequent Motion for Reconsideration having been both denied, SMPC filed its Petition for Review (G.R. No. 92238) with the Court of Appeals (CA) on November 28, 2005 on the premise that RTC-Caloocan has no jurisdiction over the case.

On January 16, 2007, the CA reversed RTC-Caloocan's decision and finding grave abuse of discretion on the part of the presiding judge for failing to dismiss the case for lack of jurisdiction. The CA ruled that the DENR Order canceling HGL's FLGLA No. 184 had long been final and executory on account of its failure to appeal said Order to the Office of the President. Eventually, HGL's Motion for Reconsideration was denied and the CA accordingly dismissed the case.

Due to CA's denial of HGL's Motion for Reconsideration, a Petition for Certiorari (SC G.R. No. 177844, 2nd Division) was filed by HGL before the Supreme Court (SC) on November 14, 2007, which was denied for HGL's failure to sufficiently show any reversible error on the assailed CA decision and further denies HGL's motion for leave and first and second motions of time to file a reply to SMPC's comments on the petition. HGL's Motion for Reconsideration was denied with finality on July 2, 2008.

Meanwhile, in a case docketed as SC G.R. No. 180401, 1st Division (*DENR vs. HGL*), DENR's Petition for Certiorari was denied by the SC on February 4, 2008. DENR then filed a Motion for Reconsideration on March 25, 2009, but again denied by the SC with finality.

Citing as basis the dismissal of the Culasi Case (*SMPC vs. HGL*) on the ground of forum shopping, SMPC filed a Motion to Dismiss with RTC-Caloocan (Civil Case No. C-20675). However, RTC-Caloocan denied the motion on December 24, 2008 and cited SC decision on G.R. No. 180401 (*DENR vs. HGL*) to sustain its decision to retain jurisdiction over the case. With the denial of its Motion for Reconsideration on June 24, 2009, the SMPC filed a Petition for Certiorari with the CA on September 14, 2009 (CA-G.R. SP No.

110460). On October 31, 2013 the CA dismissed SMPC's petition to which a Motion for Reconsideration was filed on November 22, 2013, which was likewise denied by the CA.

On May 29, 2014, SMPC filed its Petition for Review on Certiorari under Rule 45 with the Supreme Court (SC G.R. No. 212018). After directives given by the SC in June 2017, SMPC filed its Reply to HGL's Comment to the Petition. The case remains pending to date.

The Culasi Case

HGL also filed a separate case (Civil Case No. C-146) against SMPC on November 17, 2003 in Branch 13 of the Regional Trial Court of Culasi, Antique (RTC-Culasi) for the recovery of their alleged possession of a 367-hectare land located at the Barrios of Bobog and Pontod, Semirara, Antique. HGL prayed for (i) the issuance of a preliminary mandatory injunction in order to secure immediate possession of the property pending litigation, and (ii) actual, moral and exemplary damages and attorney's fees in the total amount of P10 million. SMPC received the summons on January 15, 2004.

On February 6, 2004, SMPC filed its Answer and prayed for the outright dismissal of the case for being baseless and unfounded as the Order canceling FLGLA No. 184 had long been final and executory and can no longer be disturbed. SMPC claims exemplary and moral damages and attorneys' fees.

On September 16, 2004, the RTC-Culasi granted HGL's prayer for preliminary mandatory injunction, which order was affirmed by the CA-Cebu (CA-G.R. CEB-SP No. 00035). SMPC elevated the case to the SC (SC G.R. No. 166854) by way of Certiorari with prayer for Temporary Restraining Order (TRO) and/or Injunction to be issued against HGL, the CA-Cebu and RTC-Culasi. The SC initially granted the TRO on March 2, 2005, but on December 06, 2006, the SC promulgated its decision, which denied SMPC's Petition for Certiorari and lifted the TRO. On January 18, 2007, SMPC filed its Motion for Reconsideration and later on January 25, 2007 due to the ruling by the CA in the Caloocan case filed a Supplemental Motion for Reconsideration. On February 14, 2007, the SC denied with finality SMPC's Motion for Reconsideration and its supplement to the aforesaid motion for lack of merit.

Meanwhile, on July 16, 2007, the RTC-Culasi dismissed the main case, as the two (2) cases filed by HGL was a deliberate violation of the rule on forum shopping. RTC-Culasi further stated in its decision that in both cases, HGL's cause of action rests on the validity of its FLGLA No. 184. HGL filed a Motion for Reconsideration, but on November 20, 2007, RTC-Culasi ruled against HGL. No appeal was taken by HGL.

Thereafter, on February 6, 2008, HGL filed before the SC a Petition for Indirect Contempt (SC G.R. No. 181353). HGL alleged, among others, that the dismissal of the Culasi case constitutes indirect contempt as HGL was not able to implement the SC's decision dated December 6, 2006 (affirming the earlier order of RTC-Culasi granting HGL's prayer for preliminary mandatory injunction) and resolution dated February 14, 2007, as RTC-Culasi dismissed the main case or the Culasi case on the ground of forum shopping. SMPC filed its Comments/Opposition to the Petition. Subsequently, the SC required the parties to submit their respective Memoranda.

In its Decision dated June 6, 2016, the SC stated that "[t]he Petition for Indirect Contempt is completely baseless" since SMPC was repetitively raising the issue of forum shopping through various motions and petitions and at different stages of Civil Case No. C-146, was tenacious, at worst, but not contumacious (pg.29), as Judge Penuela merely made an error of judgment when he dismissed the case based on forum shopping. Further, HGL further breached the principle of judicial hierarchy in directly filing its Petition for Certiorari before the SC (pg.31).

The Decision of RTC-Culasi in dismissing the case (Civil Case No. C-146) on the ground of forum shopping was a valid decision albeit erroneous. HGL instead of filing an appeal under Rule 41 to the Court of Appeals sought the remedy of a Petition for Indirect Contempt and in the alternative Certiorari under Rule 65. HGL likewise filed the petition two days beyond the allowed reglementary period under the Rules of Court.

Despite the defects of the Petition filed by HGL, the Court partly grants the same in the interest of

substantive justice and equity. Thus, in consideration of the extraordinary circumstances and the interest of substantive justice and equity, the SC partially grants the Petition, which reinstates the case (Civil Case No. C-146) and remands it to RTC-Antique for the specific purpose of hearing and determining the damages to be awarded to HGL for the non-enforcement of the Writ of Preliminary Mandatory Injunction dated October 6, 2004. The hearing for the specific purpose of determining the damages to be awarded was set on May 21, 2018 and it is still on going. The case remains pending to date.

2. **Tax Refund/Credit Case.** SMPC filed 0several cases against the Commissioner of Internal Revenue before the Court of Tax Appeals (CTA) for tax credit/refund due to erroneously withheld and remitted VAT on coal sales by National Power Corporation (NPC) in the total amount of Php190,500,981.23.

- 2.1 *CTA Case No. 7717 (For Php11,847,055.07).* – On October 15, 2009, the CTA granted SMPC’s petition in the amount of Php11,847,055.07 for VAT withheld for the month of December 2005. The CIR moved for reconsideration. After SMPC filed its comment on November 21, 2009, the CTA on August 10, 2010 issued a Writ of Execution on its decision dated October 15, 2009. The Writ of Execution was served to BIR on August 13, 2010. On September 9, 2015, BIR released the Tax Credit Certificate (TCC) to SMPC. SMPC has submitted all documents to BIR to process its cash conversion application for Php11,847,055.07. **SMPC received the tax refund on September 23, 2019.**

- 2.2. *Commissioner of Internal Revenue vs. Semirara Mining Corporation, G.R. No. 202534 (CTA EB No. 752 [For Php15,292,054.91]).* – On January 4, 2011, the CTA (*CTA Case No. 7867*) granted SMPC’s petition in the amount of Php15,292,054.91 for VAT withheld for the month of January 2007. CIR’s Motion for Reconsideration was denied on March 18, 2011. CIR appealed the case to CTA *En Banc (CTA EB No. 752)* but the CTA *En Banc* dismissed the CIR’s petition for lack of merit. The CIR again moved to reconsider the *En Banc* decision, but was denied on June 28, 2012. Thereafter, the CIR filed a petition for review on certiorari with the Supreme Court (*G.R. No. 202534*), which petition was denied in a Decision dated December 5, 2018. The CIR filed a motion for reconsideration on April 26, 2019. However, in a Resolution dated June 3, 2019, the SC denied with finality the motion and ordered the immediate issuance of an entry of judgment, which judgment was issued by the SC on August 7, 2019. On September 27, 2019, SMPC filed a motion for execution with the CTA. There being no comment/opposition from the CIR, the CTA on February 12, 2020 issued the writ of execution. SMPC is currently completing the documentary requirements for its application with the BIR for the issuance of tax credit certificate.

- 2.3. *Commissioner of Internal Revenue vs. Semirara Mining Corporation, G.R. No. 203621 (CTA EB No. 772 [For Php86,108,626.19]).* – On February 10, 2011, the CTA granted SMPC’s petitions in the amount of Php86,108,626.10 for VAT withheld for the period covering January 1, 2006 to June 30, 2006. On February 22, 2011, as CIR’s Motion for Reconsideration was denied, it elevated the case to CTA *En Banc (CTA EB No. 772)*, but was denied by the CTA *En Banc* on June 22, 2012. The CIR filed its Motion for Reconsideration but was again denied by CTA on September 17, 2012. The CIR filed with the Supreme Court (SC) a Petition for Review on November 5, 2012, but was denied in a minute resolution dated January 30, 2013. On October 10, 2013 an Entry of Judgment was issued. The Corporation filed its Motion for Issuance of a Writ of Execution with the CTA which was granted on January 21, 2014 and served to the BIR on April 27, 2015. On November 13, 2018, SMPC received from BIR its TCC for the amount of Php86,108,626.19. SMPC submitted the documentary requirements for its cash conversion application with the BIR last December 19, 2018. **SMPC received the tax refund on September 23, 2019.**

- 2.4. *Commissioner of Internal Revenue vs. Semirara Mining [and Power] Corporation, G.R. No. 202922 (CTA EB No. 793 [For Php77,253,245.39]).* - On March 28, 2011, the CTA granted SMPC’s petition in the amount of Php77,253,245.39 for the period covering July 1, 2006 to December 31, 2006. On April 12, 2011, as CIR’s Motion for Reconsideration was denied on June 3, 2011 it elevated the case to the CTA *En Banc (CTA EB No. 793)*, but the latter, on April 23, 2012 dismiss the petition for lack of merit. As the CIR’s Motion for Reconsideration was likewise denied on May 29, 2012, it filed a Petition for Review with the Supreme Court (*G.R. No. 202922*). SMPC filed a Comment on December 28, 2012 to the CIR’s Petition. On October 25, 2013, the SC issued a notice granting the CIR’s Motion to Admit Reply and a copy of the Reply. On June 19, 2017, the SC denied CIR’s petition for

- review and affirmed the CTA *En Bank's* Decision dated April 23, 2012 and its Resolution dated July 26, 2012. On January 10, 2018, the SC denied CIR's motion for reconsideration with finality and ordered that an entry of judgment be issued immediately as there is no substantial argument to warrant a modification of the SC decision. Motion for Writ of Execution was granted by the CTA on March 18, 2019. On August 22, 2019, SMPC filed its application with BIR for the issuance of tax credit certificate. **SMPC received the tax refund on October 6, 2020.**
3. **Forcible Entry Case.** – The complaint docketed as *Gabinete, et. al. vs. SMPC, et. al., Civil Case No. 210-C, MCTC-Pandan, Antique* hinges from the alleged entry of SMPC to a portion of Gabinete's properties located in Barangay Alegria, Caluya, Antique. The occupation of SMPC was based on the authority of the new owner of the property. Gabinete prayed that the Court order SMPC to vacate the properties and pay damages and attorney fees. On March 11, 2014 SMPC submitted its affidavits and position paper as required by the Court. The case is submitted for resolution/decision of the Court.
 4. **Annulment of Deeds of Sale Case.** – The complaint docketed as *Gabinete, et. al., vs. SMPC, et. al., Civil Case No. C-260, RTC-Culasi, Antique, Branch 13* seeks the annulment of the deeds of sale which Gabinete executed with the defendant, George G. San Pedro covering parcels of land located in Brgy. Alegria, Caluya, Antique due to alleged unsound mind of the plaintiff at the time of execution. Gabinete filed an amended complaint, which was admitted by RTC on April 27, 2015. On account of the inclusion of Manual Gabinete, Vincent Gabinete and the Municipal Assessor of Caluya as additional defendants, and the filing of Answer by Vicente Gabinete, the RTC in a Constancia dated August 15, 2018 reset the Preliminary Conference on September 2, 2018. A motion to drop SMPC as defendant to the case was granted by RTC per its Order dated December 12, 2019. With the denial of Gabinete's motion for reconsideration, a petition for certiorari under Rule 65 dated November 9, 2020 was filed.
 5. **Damages.** – The case docketed as *Bauer Foundations Philippines, Inc., Plaintiff, vs. Semirara Mining Corporation and/or Victor A. Consunji and/or Jaime B. Garcia, Defendants, Civil Case No. R-QZN-14-04802CV, Regional Trial Court-Quezon City, Branch 100.* Plaintiff Bauer Foundations Philippines, Inc. (Bauer) alleged that SMPC, in bad faith, prevented it from drilling and grouting the remaining 35 holes of the agreed 122 holes in violation of the parties' agreement. The agreement generally covered the construction of numerous drilled shafts of 1.2-meter-diameter with a depth of 150 meters to be filled with grout and/or concrete for the fault line areas at coal mining area of the SMPC in Semirara Island, Caluya, Antique. In view of such alleged breached, Bauer is asking the court that the SMPC be adjudged to pay the amount of Php7 million for actual damages representing unpaid value of the 35 undrilled holes, Php500,000.00 exemplary damages, Php100,000.00 litigation expenses, and costs of suit. Contrary, however, to the allegations of Bauer, it is Bauer which failed to perform and deliver based on the timeline as agreed. Answer was filed on July 14, 2014. On February 27, 2017, the Court rendered its Decision dismissing the complaint, as Bauer was not able to prove its case by preponderance of evidence. Its motion for reconsideration was likewise denied per Order dated July 10, 2017. Bauer's Notice of Appeal was given due course by the RTC per Order dated September 22, 2017. On November 9, 2017 the CA (CA-G.R. CV No. 109769) required the parties to submit their Briefs. On June 26, 2020, the CA rendered a Decision denying Bauer's appeal and affirmed the RTC Decision dated February 27, 2017 and its Order dated July 10, 2017. On January 26, 2020, the CA issued an Entry of Judgment where the Decision dated June 26, 2020 has become final and executory on July 30, 2020.
 6. **Declaratory Relief with Injunction Case.** – This is a case filed by SMPC against the BIR, Bureau of Customs & Department of Finance under Civil Case No. 13-1171, RTC Makati Br. 146. On May 21, 2013 SMPC was granted a Certificate of Qualification for Tax Exemption under PD972 by the DOE for its 36,000,000 liters of diesoline. SMPC made 1st partial shipment of 6,16,367 liters. BIR assessed VAT and excise tax on said shipment in the amount of Php27 million which was paid under protest. As a result, SMPC filed a petition for Declaratory Relief with the RTC on October 3, 2013 seeking to enjoin BIR, BOC from implementing BIR RR No. 2-2012 by imposing advance payment of VAT on SMPC importation of diesel fuel for its own use and consumption. BIR rationalizes its issuance of RR No. 2-2012 for the purpose of curtailing smuggling. While under said regulations payment of VAT is subject to right of refund by SMPC (effectively 0% rated) being exempted from VAT under its COC and PD 972, SMPC contested the application of said regulation as it effectively diminishes its exemption granted by law and impairs the rights under its COC pursuant to the non-impairment clause of the Constitution.

On October 30, 2013, SMPC secured a 20-day TRO and on November 21, 2013 the RTC issued a preliminary injunction against the BIR, BOC and DOF in so far as the implementation of said regulation specifically against SMPC. Defendants moved for reconsideration but were denied by the RTC on February 4, 2014. On February 10, 2014, the RTC resolved to grant the SMPC's petition for declaratory relief and declared that in view of the tax exemption provided under PD 972 and the COC, Revenue Regulation No. 2-2012 issued by the respondents was held inapplicable to the SMPC's direct importation of petroleum products.

As a result, the DOF and BOC filed a petition for review on certiorari under Rule 45 of the Rules of Court (ROC) with the SC (G.R. No. 211188) on April 8, 2014 while the BIR on May 13, 2014 filed with the CA (CA-G.R. No. 135364) a petition for review under Rule 65 of ROC with prayer for TRO and/or writ of preliminary injunction. Meanwhile, SMPC filed a petition on September 2, 2015 with the CTA (CTA Case No. 9133) in view of the denial by the BIR of its claim for tax refund in the amount of Php27,341,714.00 as VAT paid under protest.

SC G.R. No. 211188

This case is an offshoot of the RTC-Makati City (Br. 146) Order dated February 4, 2014 and its Resolution dated February 13, 2014, which granted SMPC's petition for declaratory relief. Thus, the DOF and BOC filed a Petition for Review on Certiorari under Rule 45 of the Rules of Court with the Supreme Court on April 08, 2014 assailing the RTC's Resolution dated February 13, 2014. On October 28, 2016, SMPC filed its Memorandum. The petition is pending resolution by the SC.

CA G.R. SP No. 135364

This case is likewise an offshoot of the RTC-Makati City (Br. 146) Order dated February 4, 2014 and its Resolution dated February 13, 2014, which granted SMPC's petition for declaratory relief. Thus, the BIR filed a Petition for Certiorari under Rule 65 with prayer for TRO and/or Writ of Preliminary Injunction with the Court of Appeals on May 13, 2014. In a Resolution dated July 23, 2014, the CA ruled that the petition as "deemed abandoned" for having been filed out of time. The BIR filed an MR, which was denied in a Resolution dated January 26, 2015. The BIR filed a petition for review under Rule 45 with the SC (SC-G.R. No. 217712). SMPC has submitted its comment to the petition.

CTA Case No. 9133

This case is a petition for review filed on September 2, 2015 by SMPC on the denial of its claim by the BIR for tax refund involving the amount of Php27,341,714.00 as VAT paid under protest for the first shipment of its diesel importation. With the filing of BIR's comments on October 19, 2016 to SMPC's formal offer of evidence filed on October 11, 2016. On July 27, 2018, the CTA promulgated its decision granting SMPC's petition and ordering the CIR to refund the amount of Php27,341,714.00. On August 17, 2018, the CIR moved for reconsideration on the July 27, 2018 decision, which the CTA denied in its Resolution dated January 15, 2019 for lack of merit. The CIR filed a petition for review with the CTA *En Banc* [CTA EB No. 2005] on February 15, 2019. On June 30, 2020, the CTA *En Banc* promulgated its Decision denying for lack of merit the CIR's petition and affirmed the CTA's Decision dated July 27, 2018 and its Resolution dated January 15, 2019. The motion for reconsideration filed by CIR is deemed submitted for resolution per CTA *En Banc* Resolution dated January 7, 2021.

7. **Cease and Desist Order dated June 4, 2019 issued by DOE.** – The Department of Energy (DOE) issued a Cease and Desist Order (CDO) dated June 4, 2019 its subsequent letter dated July 4, 2019 docketed as *"In Re: Violation of Department Circular No. DC2012-05-0006 or Guidelines on the Accreditation of Coal Traders and Registration of Coal End-Users, Semirara Mining and Power Corporation (SMPC), Respondent, DOE-ERDB Case No. 2019-06-0010."*

On May 23, 2019 SMPC supplied 4,768.73 metric tons (MT) of Semirara coal to a buyer (Gold Anchorage), as trial shipment. The buyer issued assurances to SMPC that it has accordingly submitted and applied for a Coal Accreditation Certificate with the DOE on April 5, 2019.

Under Section 6.1.b of the aforementioned guidelines, DOE will issue the Certificate of Accreditation

and/or Registration or reject the application within fifteen (15) working days from receipt thereof. Unfortunately, on shipment date, the buyer was unable to submit the said accreditation as it was still pending with the DOE. Thereafter, SMPC discontinued its supply and any trading with the said buyer.

On July 5, 2019, SMPC submitted its verified answer to the DOE with a prayer for the immediate lifting of the CDO/suspension and for the non-imposition of any administrative fine.

On July 12, 2019, the DOE granted SMPC's request to hold in abeyance the implementation of its June 4, 2019 cease and desist order and suspension of Coal Trader Accreditation No. CT-208-12-0351(R), subject to certain conditions.

On July 16, 2019, SMPC further submitted a rejoinder to the DOE with a prayer to amend the conditions, which limit SMPC's compliance to the Work Program approved by DOE.

On August 5, 2019, DOE granted SMPC's request and reconsidered the conditions earlier imposed in its July 12, 2019 letter. The DOE stated that after it had reviewed and evaluated SMPC's request, the conditions in its July 12, 2019 letter are modified, as follows:

- a. The CDO dated June 4, 2019 is held in abeyance pending final resolution of DOE-ERDB CASE NO. 2019-06-0010; and
- b. SMPC shall faithfully comply with all its commitments and obligations under Coal Trader Accreditation No. CT-208-12-0351(R).

In a Resolution dated October 15, 2019 DOE found SMPC in violation of the afore-stated Circular and imposing penalties as follows:

- a. Suspension for a period of one (1) month for violating Section 7.2 of the Circular due to coal trading or transaction with Gold Anchorage, the latter being an unaccredited coal trader, except deliveries of SMPC-owned power plants and other local power plants with existing coal supply agreements; and
- b. A fine of Php1,735,000.00 for violating Section 3 of the Circular due to unabated and continuous coal trading despite suspension of its accreditation.

SMPC filed a motion for reconsideration on November 20, 2019. On March 16, 2021 the DOE issued a Resolution which modified its October 15, 2019 Resolution, to wit:

- a. Affirming SMPC's liability for violation of Section 3 of Department Circular No. (DC) 2012-05-0006 and ordering it to pay the corresponding fine therefore in the amount of Six Hundred Ten Thousand Pesos (P610,000.00);
- b. Removing the penalty of one-month suspension of SMPC's coal trader accreditation, with a warning that, henceforth, it should exercise more prudence and care in conducting its coal trading related transactions in order to avoid similar issues and cases in the future.

Except for the foregoing cases, SMPC or its subsidiaries is not a party to any pending material legal proceedings. It is not involved in any pending legal proceedings with respect to any of its properties. Apart from the foregoing, therefore, it is not involved in any claims or lawsuits involving damages, which may materially affect it or its subsidiaries.

PART II – SECURITIES OF THE REGISTRANT

A. MARKET PRICE OF AND DIVIDENDS ON REGISTRANT'S COMMON EQUITY AND RELATED STOCKHOLDER MATTERS

(1) Market Information. -

- (a) Principal market where the registrant's common equity is traded. SMPC is listed in the Philippine Stock Exchange (PSE). There has been no substantial trading since 1983 or 17 years. DMCI

Holdings, Inc. (DHI) however in 2004 increased its shareholdings from 74.36% to 94.51%. The National Development Company (NDC) shares were decreased from 21.27% to 4.55% shares and the others from 4.3% to 0.94% shares. None of them sold their shares hence, no substantial trading occurred. These changes in the percentage of holdings resulted from the Equity Restructuring of SMPC's authorized capital stock and the subscription of DHI to 19,120,581 additional shares in 2004.

In February 2005, new additional shares of 46,875,000 were sold to the public by SMPC in its international offering. Also, in the same public offering, DHI as selling shareholder sold 58,171,000 shares thereby reducing its shareholdings from 94.51% to 60%.

On April 8, 2010 SMPC sold through PSE its treasury shares equivalent to 19,302,200 at Php67.00 per share. In June 2010, by way of Stock Rights Offering, SMPC offered for subscription 59,375,000 common shares to eligible existing stockholders at the ratio of 1:5 shares as of record date, July 1, 2010.

SMPC embarked on buying back its shares approved by the Board on August 15, 2016. The buy-back program was undertaken to enhance shareholder's value and to provide stockholders an opportunity to liquidate their investments. On December 7, 2017, the Board further approved the buy-back program of its shares worth Php2 billion based on trading price at the open market through the trading facilities of the PSE beginning December 8, 2017. To date, its treasury shares is at 14,061,670.

- (b) SMPC's security was traded at PSE at a price of Php0.40/share on December 23, 2002. There was no trading of SMPC's securities in 2003 and 2004. The highs and lows (in Pesos) of trading during the past three (3) years are as follows:

	High	Low	Close
2018			
Jan-Mar	39.10	29.60	30.30
Apr-Jun	32.85	27.50	30.30
July-Sep	33.05	26.60	26.70
Oct-Dec	29.50	22.50	23.05
2019			
Jan-Mar	25.30	19.80	21.95
Apr-Jun	24.50	21.30	23.15
July-Sep	24.80	21.55	22.80
Oct-Dec	23.90	19.00	22.00
2020			
Jan-Mar	22.50	8.30	11.00
Apr-Jun	14.70	10.90	12.68
July-Sep	12.78	8.62	9.98
Oct-Dec	15.30	9.61	13.78
2021			
Jan-Mar ⁵	14.22	11.76	11.94

- (2) **Holders.** – The number of shareholders of record as of March 18, 2021 is 741. Its outstanding shares have been reduced to 4,250,547,620 common shares, as a result of the buy-back program approved by the Board in 2016 and 2017, respectively. To date, the Corporation's treasury shares is at 14,061,670.

Title of Class	Name	Number of Shares Held	% of Total
Common	DMCI Holdings, Inc.	2,407,770,396	56.63

⁵ As of March 18, 2021.

Common	PCD Nominee Corp. (Filipino)	815,946,326*	19.19*
Common	Dacon Corporation	542,067,778	12.75
Common	PCD Nominee Corp. (Foreign)	171,906,228	04.04
Common	Others	313,946,972	07.39

**inclusive of 1,090,080 treasury shares*

Names of Top Twenty (20) Stockholders as of March 18, 2021 (Common Stockholders):

No.	Name of Stockholders	No. of Shares	Percentage ⁶
1.	DMCI Holdings, Inc.	2,407,770,396	56.63
2.	PCD Nominee Corp. (Filipino)	815,946,326*	19.19*
3.	Dacon Corporation	542,067,778	12.75
4.	PCD Nominee Corp. (Foreign)	171,906,228	4.04
5.	Privatization Management Office	145,609,296	3.42
6.	DFC Holdings, Inc.	82,364,916	1.94
7.	Freda Holdings, Inc.	18,616,092	0.44
8.	Augusta Holdings, Inc.	15,995,600	0.38
9.	Regina Capital Development Corp.	10,300,000	0.24
10.	Berit Holdings Corporation	7,419,231	0.17
11.	Augusta Holdings, Inc.	3,480,100	0.08
12.	Sze Kou for Sze Wing Wah Eric	3,000,000	0.07
13.	F. Yap Securities Inc.	2,854,500	0.07
14.	Checklink Holdings, Inc.	2,464,140	0.06
15.	Daveprime Holdings, Inc.	2,450,140	0.06
16.	Artregard Holdings, Inc.	2,450,140	0.06
17.	Daveprime Holdings, Inc.	2,177,400	0.05
18.	Great Times Holdings Corporation	1,754,556	0.04
19.	Meru Holdings, Inc.	1,587,200	0.04
20.	Jaime B. Garcia	1,463,408	0.03

**inclusive of 1,090,080 treasury shares*

A list of SMPC's top 100 stockholders and PCD's list of beneficial ownership of securities as of March 18, 2021 is hereto integrally attached.

- (i) The table sets forth the record or beneficial owners of more than 5% of the outstanding Common Shares of SMPC, which are entitled to vote and the amount of such record or beneficial ownership as of March 18, 2021:

Title of Class	Name	Number of Shares Held	% of Total
Common	DMCI Holdings, Inc.	2,407,770,396	56.63
Common	PCD Nominee Corp. (Filipino)	815,946,326*	19.19*
Common	Dacon Corporation	542,067,778	12.75

**inclusive of 1,090,080 treasury shares*

- (ii) each director and nominee

Office	Names
Chairman & CEO	Isidro A. Consunji
Lead Independent Director	Rogelio M. Murga
Independent Director	Honorio O. Reyes-Lao
Independent Director	Antonio Jose U. Periquet, Jr.
Director	Jorge A. Consunji

⁶ Based on SMPC's issued and outstanding shares recorded with its Stock and Transfer Agent.

Director	Cesar A. Buenaventura
Director	Herbert M. Consunji
Director, President, COO & CRO ⁷	Maria Cristina C. Gotianun
Director	Ma. Edwina C. Laperal
Director	Josefa Consuelo C. Reyes
Director	Luz Consuelo A. Consunji

(iii) all directors and officers as a group, and the registrant's present commitments to such persons with respect to the issuance of any class of its common equity.

Title of class	Name of beneficial owner	Amount and nature of beneficial ownership			Citizenship	%
		Direct	Indirect ⁸	Total		
Common	Isidro A. Consunji	24,144	24,436,270	24,460,414	Filipino	0.58
Common	Cesar A. Buenaventura	72,120	-	72,120	Filipino	0.00
Common	Jorge A. Consunji	500,144	5,175,704	5,675,848	Filipino	0.13
Common	Herbert M. Consunji	120	-	120	Filipino	0.00
Common	Honorio O. Reyes-Lao	1,328,040	562,480	1,890,520	Filipino	0.04
Common	Rogelio M. Murga	40,040	-	40,040	Filipino	0.00
Common	Antonio Jose U. Periquet, Jr.	4,333,000	-	4,333,000	Filipino	0.10
Common	Maria Cristina C. Gotianun	1,428	20,496,937	20,498,365	Filipino	0.48
Common	Ma. Edwina C. Laperal	4,188	12,572,083	12,576,271	Filipino	0.30
Common	Josefa Consuelo C. Reyes	412,400	5,674,598	6,086,998	Filipino	0.14
Common	Luz Consuelo A. Consunji	45,040	-	45,040	Filipino	0.00
Common	Junalina S. Tabor	-	-	-	Filipino	0.00
Common	Nena D. Arenas	16,000	-	16,000	Filipino	0.00
Common	John R. Sadullo	-	-	-	Filipino	0.00
Common	Jose Anthony T. Villanueva	3,000	55,560	58,560	Filipino	0.00
Common	Andreo O. Estrellado	-	-	-	Filipino	0.00
Common	Ruben P. Lozada	475,200	-	475,200	Filipino	0.01
Common	Carla Cristina T. Levina	-	-	-	Filipino	0.00
Common	Karmine Andrea S.J. Ching	120	-	120	Filipino	0.00
Common	Jojo L. Tandoc	400	-	400	Filipino	0.00
Aggregate Ownership of all directors and officers as a group		7,255,384	68,973,632	76,229,016		1.79

(3) **Dividends.** – On April 4, 2005 the Board approved SMPC's Dividend Policy, which adopted a minimum of 20% of Net Profit After Tax starting from the period ending December 31, 2005; provided, however, that the Board of Directors shall have the option to declare more than 20% if there is excess cash and less than 20% if no sufficient cash is available. Below are dividends declared for the past three (3) years:

Year	Board Approval	Nature	Dividend/ Share (Php)	Total Amount of Dividend (Php)	Record Date	Payment Date
2018	2-22-2018	Cash	1.25	5,320,161,775.00	3-8-2018	3-22-2018
2018	11-7-2018	Cash	1.00	4,250,547,620.00	11-21-2018	12-14-2018
2019	3-18-2019	Cash	1.25	5,313,184,525.00	4-2-2019	4-26-2019
2020	2-28-2020	Cash	1.25	5,313,184,525.00	3-13-2020	3-27-2020

(4) **Recent Sales of Unregistered or Exempt Securities.** - No unregistered or exempt securities were sold in 2020, 2019 and 2018.

PART III – FINANCIAL INFORMATION

A. MANAGEMENT'S DISCUSSION AND ANALYSIS OF FINANCIAL CONDITION AND RESULTS OF OPERATIONS (YEARS 2017-2020)

⁷ Chief Risk Officer

⁸ Shares are either held by family members sharing the same household or by a corporation of which the reporting person is a controlling shareholder.

Full Years 2019-2020

PRODUCTION – COMPARATIVE REPORT FOR THE YEAR ENDING DECEMBER 2020 AND 2019

COAL

As the mining operation expanded its capacity, overburden stripping increased by % to 182.2 from 185.5 million bank cubic meters (BCM) against same period last year amidst the COVID19 pandemic. However, with a higher strip ratio of 13.9:1 (1 BCM overburden: 1 metric ton coal (MT)), coal production decreased by 13% to 13.2 million MT from 15.2 million MT year-on-year. Quarter-on-Quarter, overburden stripping decreased by 3% to 39.1 million BCM from 40.3, coal production dropped by 29% to 2.3 from 3.2 million due to higher strip ratio of 16.6:1.

The table below shows the coal segment's comparative production data for year ending December 2020 and 2019

	Q1	Q2	Q3	Q4	2020	Q1	Q2	Q3	Q4	2019	VARIANCE
Materials Moved	60.0	48.6	44.4	39.1	192.2	53.7	53.3	38.2	40.3	185.5	4%
Deferred stripping	19.1	(8.7)		11.5	21.9	2.6				2.6	
Production Stripping	40.9	57.3	44.4	27.6	170.3	51.1	53.3	38.2	40.3	182.9	-7%
Coal Production	3.2	4.4	3.3	2.3	13.2	4.1	4.4	3.5	3.2	15.2	-13%
Strip Ratio (Aggregate)*	18.2	10.2	12.7	16.6	13.9	12.5	11.3	10.2	11.9	11.5	-20%
Strip Ratio (Effective)	12.2	12.2	12.7	11.5	12.2	11.9	11.3	10.2	11.9	11.3	-8%

POWER

SEM-CALACA POWER GENERATION CORPORATION (SCPC)

The graph below illustrates SCPC's comparative performance data for the year ending December 2020 and 2019

	Q1	Q2	Q3	Q4	2020	Q1	Q2	Q3	Q4	2019	% Inc (Dec)
Gross Generation, Gwh											
Unit 1	491	463	489	331	1,774	22	-	45	390	456	289%
Unit 2	-	392	644	312	1,349	181	393	383	106	1,062	27%
Total Plant	492	855	1,133	644	3,123	203	393	428	495	1,519	106%
% Availability											
Unit 1	99%	100%	96%	67%	91%	5%	0%	12%	77%	24%	283%
Unit 2	0%	75%	100%	53%	57%	35%	89%	87%	24%	59%	-4%
Total Plant	50%	87%	98%	60%	74%	20%	45%	50%	51%	41%	78%
Capacity Factor											
Unit 1	75%	70%	74%	51%	67%	3%	0%	7%	59%	17%	288%
Unit 2	0%	59%	97%	48%	51%	28%	59%	58%	16%	40%	27%
Total Plant	38%	65%	86%	49%	59%	16%	30%	32%	38%	29%	105%

Unit 1

Gross Generation	
Q4 2020 vs Q4 2019	The unit run 67% for the 4th quarter of 2020 due to a planned outage. It ran at an average load of 226MW during the quarter due to improvement of the unit after Life Extension Program (LEP).

FY 2020 vs FY 2019	Higher capacity factor this year of 67% versus 17% last year. In 2019, the unit was under its LEP and started commissioning during the later part of the 3rd quarter.
Availability	
Q4 2020 vs Q4 2019	The unit ran at 67% during the quarter. Last year, unit was on a shutdown for the LEP and started commissioning during the later part of the quarter.
FY 2020 vs FY 2019	The unit ran 91% in 2020. The unit has better availability due to improvement after the LEP. Last year, unit is on a shutdown for LEP starting December 30, 2018 and started commissioning during the later part of the 3rd quarter

Unit 2

Gross Generation	
Q4 2020 vs Q4 2019	The unit run 67% during Q4 2020 at 269MW. This is due to improvement after LEP and its commercial operation on May 2, 2020. Last year, capacity factor is at 16% with a derated capacity at 200MW with 69 days of outages during the quarter.
FY 2020 vs FY 2019	The unit was on its LEP which started Oct. 17, 2019. Started commissioning and achieved synchronization on March 25, 2020. Started commercial operation date on May 2, 2020. Last year, the unit had incidents of tube leaks and had been running consistently on half condenser with a derated load of 200MW.
Availability	
Q4 2020 vs Q4 2019	The unit ran 53% during Q4 2020. The unit run 1,163 hours during the quarter versus 528 hours last year.
FY 2020 vs FY 2019	The unit was on its LEP activities since Oct. 2019 until first quarter of 2020 and commercial operation on May 2, 2020. Last year, the unit had incidents emergency outages due to tube leaks.

Significant event(s):

Units 1 performed very well during the year with 91% availability. Unit 1 ran at 223MW average load. Unit 2 first synchronization achieved on March 25, 2020 and commercial operation was declared on May 2, 2020. Unit 2 availability improved with 100% availability during the 3rd quarter of the 2020. The unit run 300MW in full month of September 2020. It was during the 4th quarter when the unit encountered boiler tube leaks and generator breakdown in December 2020.

SOUTHWEST LUZON POWER GENERATION CORPORATION (SLPGC)

The graph below illustrates SLPGC's comparative performance data for the year ending December 2020 and 2019.

	Q1	Q2	Q3	Q4	2020	Q1	Q2	Q3	Q4	2019	% Inc (Dec)
Gross Generation, GWh											
Unit 3	139	198	204	254	795	203	329	326	268	1,126	-29%
Unit 4	162	45	230	322	759	100	261	294	288	944	-20%
Total Plant	301	243	434	576	1,554	304	589	621	557	2,070	-25%
% Availability											
Unit 3	44%	61%	64%	82%	63%	68%	100%	100%	86%	88%	-29%
Unit 4	57%	15%	70%	100%	61%	41%	84%	91%	89%	77%	-21%
Total Plant	51%	38%	67%	91%	62%	55%	92%	95%	87%	83%	-25%
Capacity Factor											
Unit 3	42%	60%	61%	78%	60%	63%	99%	99%	82%	86%	-30%
Unit 4	50%	14%	69%	98%	58%	31%	79%	89%	88%	72%	-20%
Total Plant	46%	37%	65%	88%	59%	47%	89%	94%	85%	79%	-25%

Unit 1

Gross Generation	
Q4 2020 vs Q4 2019	Slightly lower generation vs Q4 LY due to more outage for Q4 (16 vs 13 days)
FY 2020 vs FY 2019	Lower total year because of: extended shutdown brought about by the eruption of Mt Taal, repair of boiler tube leak was also delayed due to imposition of ECQ due to Covid-19 in Q2 and tube leak in Q3
Availability	
Q4 2020 vs Q4 2019	Slightly lower generation vs Q4 LY due to more outage for Q4 (16 vs 13 days)
FY 2020 vs FY 2019	Lower total year because of: extended shutdown brought about by the eruption of Mt Taal, repair of boiler tube leak was also delayed due to imposition of ECQ due to Covid-19 in Q2 and another tube leak in Q3
Unit 2	
Gross Generation	
Q42020 vs Q4 2019	Higher generation is due to no outage for the quarter vs LY
FY 2020 vs FY 2019	Scheduled lockdown lasted from Feb 19 to Jun 11, greatly affected by the ECQ lockdown. Manpower was scarce as workers are unable to go to Calaca plant. Boiler tube leak increased the unplanned outage to total 94 days
Availability	
Q4 2020 vs Q4 2019	Higher availability for the quarter due to no outage vs LY
FY 2020 vs FY 2019	The prolonged planned shutdown is due to the imposition of ECQ lockdown because of Covid-19 and another case of boiler tube leak in Q3.

MARKETING – COMPARATIVE REPORT FOR THE YEAR ENDING DECEMBER 2020 AND 2019

COAL

The table below shows the coal comparative sales volume data for the year ending December 2020 and 2019.

Customer	Q1	Q2	Q3	Q4	2020	%	Q1	Q2	Q3	Q4	2019	%	Diff	%Inc/ (Dec)
Power Plants	1,344	1,190	1,079	975	4,587	35%	1,123	946	691	1,056	3,816	24%	771	20%
Cement	116	31	149	146	441	3%	253	203	178	218	852	5%	(410)	-48%
Others Plants	141	74	144	127	487	4%	142	175	133	114	564	4%	(78)	-14%
Local	1,602	1,294	1,372	1,248	5,515		1,518	1,324	1,002	1,387	5,232		283	5%
Export	1,615	1,238	1,317	3,388	7,558	58%	2,034	2,982	3,209	2,154	10,379	66%	(2,821)	-27%
TOTAL (M MT)	3,216	2,532	2,689	4,636	13,073	100%	3,552	4,306	4,211	3,541	15,611	100%	(2,538)	-16%

Power Plants	
Q4 2020 vs Q4 2019	Lower offtake power plant customer including our power generation units
FY 2020 vs FY 2019	Higher offtake power plant customer including our power generation units
Cement Plants	
Q4 2020 vs Q4 2019	Slowdown of cement plants customers because of the economic impact of Covid 19 pandemic
FY 2020 vs FY 2019	Slowdown of cement plants customers because of the economic impact of Covid 19 pandemic
Other Industrial Plants	
Q4 2020 vs Q4 2019	Higher offtake because of new customers
FY 2020 vs FY 2019	Lower offtake because of the economic impact of Covid 19
Export	
Q4 2020 vs Q4 2019	Higher due to the lifting of export restrictions
FY 2020 vs FY 2019	Lower volume due to export restrictions and limitations
Average Selling Price (ASP)	
Q4 2020 vs Q4 2019	Lower NewCastle Index and spot prices
FY 2020 vs FY 2019	Lower NewCastle Index and spot prices

POWER

SCPC

The table below shows the comparative marketing data of SCPC for the nine-month period ending December 2020 and 2019 (In GWh, except ASP).

CUSTOMER	Q1	Q2	Q3	Q4	2020	Q1	Q2	Q3	Q4	2019	% Inc (Dec)
GWh											
Bilateral Contracts	337	247	317	226	1,127	346	532	428	318	1,624	-31%
Spot Sales	108	403	735	319	1,565	16	4	53	150	224	600%
GRAND TOTAL	446	649	1,052	545	2,692	362	536	481	468	1,848	46%
Average ASP	3.36	2.78	2.51	2.41	2.70	4.46	3.79	3.26	3.78	3.78	-29%

Bilateral Contracts	
Q4 2020 vs Q4 2019	Bilateral contract capacity at 170MW in Q4 2020 with no generation in December for 2 units. Last year's BCQ delivered averages to 200MW.
FY 2020 vs FY 2019	Decrease is due to lower Bilateral contract capacity at 170MW while last year BCQ delivered averages to 200MW. Last year, the company availed outage allowance and procure energy from the market when the unit incurred forced outages during said period.
Spot Sales	
Q4 2020 vs Q4 2019	Higher spot sales in Q4 2020 due to higher availability and average capacity and

	lower contracted capacity versus Q4 2019.
FY 2020 vs FY 2019	Higher spot sales in 2020 due to higher availability and average capacity and lower contracted capacity versus 2019.

Other Information:

- Of the total energy sold, 99.5% was sourced from own generation

SLPGC

The table below shows the comparative marketing data of SLPGC for the year ending December 2020 and 2019 (In GWh, except ASP).

	Q1	Q2	Q3	Q4	2020	Q1	Q2	Q3	Q4	2019	% Inc (Dec)
GWh											
Bilateral Contracts	8	88	304	259	660	90	252	89	9	439	50%
Spot Sales	238	154	208	265	866	187	327	412	488	1,415	-39%
GRAND TOTAL	246	243	512	525	1,526	277	579	501	497	1,854	-18%
Average ASP	2.74	3.11	2.89	2.82	2.88	4.10	5.03	3.17	4.89	4.35	-34%

Sales Volume

Bilateral Contracts	
Q4 2020 vs Q4 2019	Higher BCQ due to an additional 150MW starting August 24, 2020
FY 2020 vs FY 2019	BCQ YTD is higher vs LY due to addition of 50MW starting March 26, 2020 and 150MW starting August 24, 2020
Spot sales	
Q4 2020 vs Q4 2019	Lower spot sales due to higher contracted energy and lower wesm prices vs 2019 due to Covid-19 pandemic
FY 2020 vs FY 2019	The trend of lower spot prices continued in Q4 vs last year

- Of the total energy sold, 90.64% was sourced from own generation, while 9.36% was purchased from the spot market. SLPGC procured power from the spot market during hour intervals where power units were down, or when the plants were running at a de-rated capacity, in order to be able to supply committed capacity to some of its customers.

III. FINANCE

A. Sales and Profitability
Revenues (In million PhP)

Before Eliminations

	Q4 2020	Q4 2019	Variance	Remarks	FY 2020	FY 2019	Variance	Remarks
Coal	6,213	6,537	-5%	Lower ASP by 27% respectively offset by 31% increase in sales volume	20,631	32,282	-36%	Lower sales volume by 16%; lower ASP by 23% respectively
SCPC	1,312	2,443	-46%	36% decrease in ASP due to lower Newcastle price index and lower WESM prices partially offset by 16% increase in sales volume	7,259	6,985	4%	29% decrease in ASP due to lower Newcastle price index and lower WESM prices partially offset by 46% increase in sales volume
SLPGC	1,478	2,443	-40%	Lower ASP by 42% offset by slight 6% increase in sales volume	4,389	8,081	-46%	Lower ASP 34% and volume 18%
Others	186	101	100%	SC Res revenue from electricity trading	215	101	100%	SC Res revenue from electricity trading

After Eliminations

	Q4 2020	Q4 2019	Variance	Remarks	FY 2020	FY 2019	Variance	Remarks
Coal	5,500	5,806	-5%	Lower ASP by 33% respectively offset by 42% increase in sales volume attributable to export shipment	16,489	29,085	-43%	Lower sales volume by 23% due to 27% decline in export shipment; ASP decreased by 25% driven by the 28% decline in export prices as the global coal prices drops
SCPC	1,312	1,767	-26%	36% decrease in ASP due to lower Newcastle price index and lower WESM prices partially offset by 16% increase in sales volume	7,259	6,985	4%	29% decrease in ASP due to lower Newcastle price index and lower WESM prices partially offset by 46% increase in sales volume
SLPGC	1,377	2,443	-44%	Lower ASP by 42% offset by slight 6% increase in sales volume	4,288	8,081	-47%	Lower ASP 34% and volume 18%
Others	186	100	100%		215	100	100%	
Total	8,375	10,116	-17%		28,250	44,250	-36%	

Cost of Sales (In million PhP)
Before Eliminations

	Q4 2020	Q4 2019	Variance	Remarks	FY 2020	FY 2019	Variance	Remarks
Coal	5,472	4,736	16%	Higher volume sold by 31% offset by lower fuel cost on production	14,996	19,761	-24%	Lower sales volume by 16% and lower fuel costs on production
SCPC	907	1,015	-11%	Decrease due to volume of generation and lower fuel prices and minimal replacement power purchases	5,552	6,129	-9%	Lower fuel prices and minimal replacement power purchases
SLPGC	946	1,047	-10%	Higher cost due to replacement power cost and higher depreciation of utility assets	3,336	4,015	-17%	Lower volume sold by 18% and lower Coal cost per MT
Others	166	100	100%		192	100	100%	
Total	7,325	6,798	8%		23,884	29,904	-20%	

After Eliminations

	Q4 2020	Q4 2019	Variance	Remarks	FY 2020	FY 2019	Variance	Remarks
Coal	4,946	4,159	19%	Higher volume sold by 42% offset by lower fuel cost on production	12,280	17,784	-31%	Lower volume sold by 23% and lower fuel cost on production
SCPC	764	955	-20%	Decrease due to volume of generation and lower fuel prices and minimal replacement power purchases	4,273	5,429	-21%	Lower fuel prices and minimal replacement power purchases
SLPGC	752	794	-5%	Higher cost due to replacement power cost and higher depreciation of utility assets	3,026	3,335	-9%	Lower volume sold by 18% and lower Coal cost per MT
Others	94	100	100%		120	100	100%	Costs of electricity traded
Total	6,556	6,007	9%		19,699	26,647	-26%	

Consolidated Gross Profit (In million PhP)

	Q4 2020	Q4 2019	Variance	Remarks	FY 2020	FY 2019	Variance	Remarks
Coal	554	1,647	-66%	Lower ASP by 33% offset by higher volume sold	4,208	11,302	-63%	Lower sales volume and ASP by 23% and 25% respectively
SCPC	548	812	-33%	Due to lower ASP by 36% despite higher sales volume	2,986	1,555	92%	Despite lower ASP, profitability driven by higher sales volume and minimal replacement power purchases
SLPGC	625	1,650	-62%	Lower profitability attributed to purchase of replacement power for the quarter, lower ASP by 42% and higher depreciation	1,262	4,746	-73%	Lower profitability attributed to decline in sales volume and WESM prices and the purchase of replacement power
Others	92	-	100%		95	2	100%	GP on electricity trading operations
Total	1,727	4,109	-58%		8,456	17,603	-52%	
GP %	21%	41%	-49%		30%	40%	-25%	

Consolidated OPEX (In million PhP)

	Q4 2020	Q4 2019	Variance	Remarks	FY 2020	FY 2019	Variance	Remarks
Coal	554	1,229	-55%	Lower government royalty due to decline in profitability	2,243	4,623	-51%	Lower government royalty due to decline in profitability
SCPC	451	416	9%	Opex normalized, last year includes accelerated depreciation for unit 2 amounting to PhP55 million.	1,237	1,780	-31%	Opex normalized, last year includes accelerated depreciation for unit 2 amounting to PhP55 million.
SLPGC	388	307	27%	Lower Ins/Taxes, and lower other cash opex	1,081	947	14%	Due to the recognized impairment of the gas turbine generator
Others	1	6	100%	Pre-operating expenses of subsidiaries	8	16	100%	Pre-operating expenses of subsidiaries
Total	1,394	1,957	-29%		4,569	7,366	-38%	

Consolidated Finance Income (In million PhP)

	Q4 2020	Q4 2019	Variance	Remarks	FY 2020	FY 2019	Variance	Remarks
Coal	3	10	-66%	Lower temporary cash placements as a result of lower revenue	21	24	-12%	Lower temporary cash placements as a result of lower revenue
SCPC	1	21	-97%	Lower temporary cash placements as a result of lower revenue	2	203	-99%	Lower temporary cash placements this year. One-time interest income on receivable from PSALM last year
SLPGC	1	21	-96%	Lower temporary cash placements as a result of lower revenue	22	55	-61%	Lower temporary cash placements as a result of lower revenue
Total	6	52	-89%		46	282	-84%	

Consolidated Finance Charges (In million PhP)

	Q4 2020	Q4 2019	Variance	Remarks	FY 2020	FY 2019	Variance	Remarks
Coal	74	96	-23%	Lower debt level; lower borrowing rates	358	535	-33%	Lower debt level; lower borrowing rates
SCPC	142	122	16%	Higher debt level; no significant increase in borrowing rates.	539	393	37%	Higher debt level; no significant increase in borrowing rates.
SLPGC	55	84	-35%	Lower interest rates and declining balance	198	389	-49%	Decrease in interest rates and lower principal due to declining balance
Total	270	303	-11%		1,095	1,317	-17%	

Consolidated Foreign Exchange Gain / (Loss) (In million PhP)

	Q4 2020	Q4 2019	Variance	Remarks	FY 2020	FY 2019	Variance	Remarks
Coal	52	(59)	-189%	Unrealized and realized Fx gain due to PHP depreciation; year-end 2019 FX- PHP50.64:USD1, 2020 end FX- PhP48.02: USD1	158	(7)	-2382%	Unrealized and realized Fx gain due to PHP depreciation; year-end 2019 FX- PhP50.64:USD1, 2020 end FX- PhP48.02: USD1
SCPC	(0)	1	-125%	Realized loss on its foreign currency denominated transactions	1	(1)	-166%	Realized gain on its foreign currency denominated transactions
SLPGC	3	(2)	-232%	Realized loss on its foreign currency denominated transactions	(4)	(0)	1506%	Realized loss on its foreign currency denominated transactions
Total	55	(59)	-192%		155	(9)	-1883%	

Consolidated Other Income (In million PhP)

	Q4 2020	Q4 2019	Variance	Remarks	FY 2020	FY 2019	Variance	Remarks
Coal	72	(119)	-160%	Gain on sale/disposal of support equipment	72	(8)	-997%	Gain on sale/disposal of support equipment
SCPC	36	(9)	-520%	Higher fly ash sold during the quarter	136	82	64%	Higher fly ash sold during the year
SLPGC	19	(296)	-107%	Other income incidental to financial contract (CFD)	116	109	7%	Other income incidental to financial contract (CFD)
Others	8	(3)	100%	Incidental income by pre-operating subsidiaries	8	(3)	100%	Incidental income by pre-operating subsidiaries
Total	135	(423)	-132%		331	183	81%	

Consolidated NIBT (In million PhP)

	Q4 2020	Q4 2019	Variance	Remarks	FY 2020	FY 2019	Variance	Remarks
Coal	54	155	-65%	Weaker performance and lower ASP due to declining Global coal prices	1,858	6,154	-70%	Weaker performance and lower ASP due to declining Global coal prices
SCPC	(8)	288	-103%	Lower plant availability	1,349	(333)	-504%	Higher plant availability after commercial operation (post LEP)
SLPGC	205	982	-79%	Due to lower ASP	117	3,573	-97%	Lower energy generation and ASP
Others	100	0	58030%	Pre-operating expenses of Southeast Luzon and Claystone Inc	95	(10)	-1048%	Mainly on SC Res earnings on trade of electricity
Total	351	1,425	-75%		3,419	9,384	-64%	

Consolidated Income Tax Provision (In million PhP)

	Q4 2020	Q4 2019	Variance	Remarks	FY 2020	FY 2019	Variance	Remarks
Coal	57	(62)	-192%	Deferred taxes and final tax on interest income from placements; With Income Tax Holiday on BOI-registered activity	60	(59)	-202%	Deferred taxes and final tax on interest income from placements; With Income Tax Holiday on BOI-registered activity
SCPC	(10)	100	-110%	Due to lower profitability	37	(278)	-113%	Due to lower profitability
SLPGC	2	(45)	-105%	Due to lower profitability	30	41	-26%	Due to lower profitability
Others	5	1	421%	Tax on incidental income of pre-operating subsidiaries	5	1	423%	Final Tax and tax on incidental income of pre-operating subsidiaries
Total	49	(7)	-807%		128	(296)	-143%	

NIAT (In million PhP)
Before Eliminations (Core Income)

	Q4 2020	Q4 2019	Variance	Remarks	FY 2020	FY 2019	Variance	Remarks
Coal	199	369	-46%	Higher sales volume	3,239	7,432	-56%	Lower sales volume and ASP
SCPC	(142)	129	-210%	Negative profitability due to plant outages	32	(754)	-104%	Improved plant performance.
SLPGC	109	773	-86%	Higher income because of better plant performance for the quarter	(123)	2,851	-104%	Net loss results due to lower revenue brought about by lower generation plus lower ASP for WESM and replacement power
Others	23	(1)	-100%	Pre-operating expenses of Semirara Claystone Inc partially offset by minimal income on Sem-Calaca Res electricity trading	18	(11)	-100%	Pre-operating expenses of Semirara Claystone Inc partially offset by minimal income on Sem-Calaca Res electricity trading

After Eliminations (Consolidated)

	Q4 2020	Q4 2019	Variance	Remarks	FY 2020	FY 2019	Variance	Remarks
Coal	(3)	216	-101%	Higher sales volume	1,798	6,213	-71%	Lower sales volume and ASP
SCPC	2	189	-99%	Stronger plants' performance, lower replacement power this quarter.	1,311	(55)	-2478%	Higher total plant generation. There were lower replacement power this year.
SLPGC	202	1,027	-80%	Lower income because of lower margin due to replacement power cost	87	3,532	-98%	Net loss results due to lower revenue brought about by lower generation plus lower ASP for WESM and replacement power
Others	95	(1)	-100%	Pre-operating expenses of Semirara Claystone Inc partially offset by minimal income on Sem-Calaca Res electricity trading	91	(11)	-100%	Pre-operating expenses of Semirara Claystone Inc partially offset by minimal income on Sem-Calaca Res electricity trading
Total	297	1,431	-79%		3,287	9,679	-66%	

B. Solvency and Liquidity

The company's earnings before interest, taxes depreciation and amortization (EBITDA) reached Ph10.50 billion 39% lower than last year. After changes in working capital, cash provided by operation netted to PhP9.69 billion. With the consolidated loan availments amounted of PHP4.98 billion, representing Coal and SCPC bridge financing for working capital requirement. The company also realized PhP546.59 on sale of support

equipment. Combined with beginning Cash of PHP6.46 billion, total consolidated Cash available during the period stood at PHP21.68 billion.

Of the available cash, PHP5.44 billion was used to fund major CAPEX and stripping and mine development. The Company paid cash dividend and serviced debts amounting to PhP5.31 billion and PHP3.66 billion respectively. Ending cash closed at PHP4.48 billion, a 25% increase from the beginning cash.

Coal, SCPC, and SLPGC recorded ending cash of PHP5.67 billion, PHP951.59 million, and PHP1.12 billion, respectively. Other pre-operating business closed with a total cash balance of PHP257.13 million.

Consolidated Current ratio slightly decline to 1.41 from 1.54x at the start of the year.

C. Financial Condition

ASSETS

Cash

	12/31/2020	12/31/2019	Variance	Remarks
Coal	5,663	3,244	75%	Timing of cash proceeds from short term borrowings for operations and, payments to suppliers and collections from receivables.
SCPC	952	269	253%	Timing of cash proceeds from short term borrowings for operations and, payments to suppliers and collections from receivables.
SLPGC	1,213	2,855	-58%	Lower cash due to payment of Trade Payables and 2 Billion cash dividend to Parent
Others	257	89	190%	Cash generation from electricity trading operations
Total	8,085	6,457	25%	

Consolidated Receivables

	12/31/2020	12/31/2019	Variance	Remarks
Coal	1,610	945	70%	Mainly due to the timing of collection of receivables
SCPC	960	1,365	-30%	Generation is lower towards end of year resulting to lower receivables.
SLPGC	1,052	1,309	-20%	Lower revenue in Dec 2020 vs Dec LY
Others	47	22	112%	SCRes receivable on electricity sold
Total	3,669	3,642	1%	

Consolidated Inventories

	12/31/2020	12/31/2019	Variance	Remarks
Coal	6,856	6,385	7%	Increase mainly due to higher cost of materials, spare parts, major equipment components, fuel and lubricants of PhP5.29 billion and 1.7M MT coal valued at 1.56 billion
SCPC	2,444	2,322	5%	Mainly increase in spares parts inventory for preventive and predictive maintenance program amounting to PhP2.27 billion. Coal Inventory costs PhP173.59 million.
SLPGC	1,440	1,513	-5%	Decrease mainly due Coal at PhP 375 million and insurance spares; comprised of spare parts inventory for corrective, preventive and predictive maintenance program and other supplies amounting to PhP 949 million; Diesel and Lubes at PhP17 million, Chemicals and Others at PhP144 million
Total	10,740	10,220	5%	

Consolidated Other Current Assets

	12/31/2020	12/31/2019	Variance	Remarks
Coal	407	863	-53%	Mainly comprised of prepaid income taxes and advances to contractors and suppliers of spare parts and equipment amounting to PhP338 million and PhP68.85 million, respectively
SCPC	340	172	97%	Mainly comprised of advances to suppliers, prepaid tax & input vat and other prepaid expenses PhP1.96, PhP324.25 million and PhP13.79 million, respectively.
SLPGC	13	246	-95%	Mainly due to decrease in advances & prepayment to suppliers of PhP 120.37 million and prepaid taxes of PhP24.00million
Total	805	1,285	-37%	

Consolidated Total Current Assets

	12/31/2020	12/31/2019	Variance	Remarks
Coal	14,536	11,436	17%	Please refer to above explanation
SCPC	5,374	4,129	-17%	
SLPGC	3,719	5,923	-31%	
Others	349	115	496%	
Total	23,978	21,603	-1%	

Consolidated PPE

	12/31/2020	12/31/2019	Variance	Remarks
Coal	9,238	10,725	-14%	PhP1.5 billion mining equipment and deferred stripping asset of PhP1.3 billion offset by the depreciation of PhP3.27 billion
SCPC	21,604	21,060	3%	Capex of PhP1.94 billion, offset by depreciation of PhP1.51 billion
SLPGC	14,700	15,828	-7%	Capex of PhP539 million, offset by depreciation of PhP1.50 billion and impairment of GT 0.2B
Others	251	17	1357%	Miscellaneous asset of pre-operating subsidiaries
Total	45,793	47,631	-4%	

Investment in JV

	12/31/2020	12/31/2019	Variance	Remarks
Coal		45	-100%	Acquired 100% control on the JV (SRPGC)
Total	-	45	-100%	

Consolidated Other Non-Current Assets

	12/31/2020	12/31/2019	Variance	Remarks
Coal	139	321	-57%	Comprised of VAT receivable from BIR, Software cost and right of use assets; The decrease pertain to the applied advance payment made to equipment orders
SCPC	914	1,461	-37%	Mainly consists of right of use assets, advance payment for equipment acquisition and input vat amounting to PhP91.76 million, PhP144 million and 678.24 million respectively ; The input tax was applied/offset against output tax.
SLPGC	118	254	-54%	Mainly consists of the unrealized input VAT. Advances to suppliers was already liquidated upon delivery and completion of services
Others	28	5	439%	Deposit for distribution wheeling service
Total	1,199	2,042	-41%	

Consolidated Deferred Tax Assets

	12/31/2020	12/31/2019	Variance	Remarks
Coal	151	197	-23%	Mainly related to remeasurement losses on Pension Plan
SCPC	679	679	0%	Mainly related to provision for doubtful account and NOLCO.
SLPGC	22	13	76%	Mainly related to pension plan
Others	2	0	1724%	Nolco on pre-operating subsidiaries
Total	855	888	-4%	

Consolidated Total Assets

	12/31/2020	12/31/2019	Variance	Remarks
Coal	24,067	22,725	6%	Please refer to above explanation
SCPC	27,892	27,329	2%	
SLPGC	18,559	22,006	-16%	
Others	628	137	358%	
Total	71,146	72,197	-1%	

LIABILITIES
Accounts and Other Payables

	12/31/2020	12/31/2019	Variance	Remarks
Coal	6,224	5,073	23%	Merely in the timing of payment of payables
SCPC	1,366	2,358	-42%	Decrease due to payment trade suppliers
SLPGC	476	1,012	-53%	Decrease due to the timing of payment of payables
Others	243	8	2914%	Pertain to SRPG Payable and SCRES electricity customer deposit
Total	8,308	8,451	-2%	

Short-term Loans

	12/31/2020	12/31/2019	Variance	Remarks
Coal	2,000	-	100%	Temporary short-term financing for working capital
SCPC	3,425	2,070	65%	Availment of bridge financing for LEP and other operational needs.
Total	5,425	2,070	100%	

Current Portion of Long-term Debt

	12/31/2020	12/31/2019	Variance	Remarks
Coal	660	2,425	-73%	Payment of maturing LTD during the year but refinance with another long term loan (refer to non-current loans)
SCPC	1,448	385	276%	Comprised of maturing LTD within a year
SLPGC	667	649	3%	Comprised of maturing LTD within a year
Total	2,775	3,459	-20%	

Current Portion of Lease Liability

	12/31/2020	12/31/2019	Variance	Remarks
Coal	12	11	12%	Lease liability due within a year
SCPC	2	4	-54%	Lease liability due within a year
Total	13	14	-5%	

Total Current Liabilities

	12/31/2020	12/31/2019	Variance	Remarks
Coal	8,896	7,509	18%	Please refer to above explanation
SCPC	6,240	4,817	30%	
SLPGC	1,143	1,661	-31%	
Others	243	8	2914%	
Total	16,522	13,995	18%	

Long-Term Debt - Net of Current Portion

	12/31/2020	12/31/2019	Variance	Remarks
Coal	3,193	2,475	29%	Loans maturing this period were refinance with a long term loan
SCPC	5,826	7,271	-20%	Payment of quarterly amortization
SLPGC	2,655	3,322	-20%	Payment of quarterly amortization
Total	11,674	13,068	-11%	Decrease due to debt repayments

Pension Liability

	12/31/2020	12/31/2019	Variance	Remarks
Coal	329	272	21%	Accrual of pension obligation
SCPC	18	9	103%	Accrual of pension obligation
SLPGC	51	14	262%	Accrual of pension obligation
Total	398	295	35%	

Provision for Site Rehabilitation

	12/31/2020	12/31/2019	Variance	Remarks
Coal	255	500	-49%	Provision for mine rehabilitation and plant decommissioning
SCPC	19	18	9%	Provision for plant decommissioning
SLPGC	5	5	8%	Provision for plant decommissioning
Total	279	523	-47%	

Other Long-Term Liabilities

	12/31/2020	12/31/2019	Variance	Remarks
Coal	51	62	-49%	Lease liabilities non-current portion
SCPC	31	31	9%	Lease liabilities non-current portion
SLPGC	7	-	8%	Retention payable for 2x25 MW gas turbines
Total	89	93	-47%	

Total Non-Current Liabilities

	12/31/2020	12/31/2019	Variance	Remarks
Coal	3,827	3,309	16%	Please refer to above explanation
SCPC	69	58	19%	
SLPGC	5,889	7,290	-19%	
Others	2,655	3,322	-20%	
Total	12,440	13,979	-11%	

Total Liabilities

	12/31/2020	12/31/2019	Variance	Remarks
Coal	12,723	10,818	18%	Please refer to above explanation
SCPC	6,309	4,875	29%	
SLPGC	7,031	8,951	-21%	
Others	2,898	3,330	-13%	
Total	28,961	27,973	4%	

EQUITY
Capital Stock

	12/31/2020	12/31/2019	Variance	Remarks
Coal (Parent)	4,265	4,265	0%	No movement

Additional Paid-in Capital

	12/31/2020	12/31/2019	Variance	Remarks
Coal (Parent)	6,676	6,676	0%	No movement

Treasury Shares

	12/31/2020	12/31/2019	Variance	Remarks
Coal (Parent)	740	740	0%	Purchase of 3.46 million SCC shares in 2016, 2.7 million shares in 2017 and 7.8 million shares in 2018

Remeasurement Gain / (Losses) on Pension Plan

	12/31/2020	12/31/2019	Variance	Remarks
Coal	(95)	(96)	-1%	Actuarial valuation adjustment on pension plan
SCPC	(1)	4	-124%	Actuarial valuation adjustment on pension plan
SLPGC	(27)	(6)	312%	Actuarial valuation adjustment on pension plan
Total	(123)	(98)	25%	

Retained Earnings / (Losses)

	12/31/2020	12/31/2019	Variance	Remarks
Coal	16,616	18,749	-11%	Cash dividend payment offset by net income earned during the period
SCPC	7,375	6,765	9%	Loss incurred during the period
SLPGC	8,233	8,827	-7%	Loss incurred during the period and payment of cash dividend
Others	(118)	(208)	-43%	Expenses of pre-operating subsidiaries
Total	32,107	34,134	-6%	

IV. PERFORMANCE INDICATORS:

1. **Current Ratio** – Cash position remains healthy despite cash dividend payment. The Company's internal current ratio threshold is at least 1.00, end-of-the-period current ratio is 1.41:1.
2. **Dividend Payout** – Increase in unrestricted retained earnings and high liquidity. The Company declared regular cash dividend of PhP1.25 per share on 28 February 2020 paid on 27 March 2020.
3. **Debt-to-Equity Ratio** – DE is at 0.69x at the end of the year after cash dividend payment.
4. **EBITDA Margin** – Maintained remained robust despite the significant decline in coal and power prices.
5. **Net Income After Tax** – Strong operating performance cushioned the decline in consolidated net income by 66% as coal and power ASP went down by 23% and 30% respectively.

PART II OTHER INFORMATION
Other disclosures:

- The Group's operation is not cyclical in nature or seasonal. Mining activities is continuous throughout the year;
- There were no issuances, repurchases, and repayments of debt in equity securities which transpired during the quarter;
- There are no subsequent events, that came to our knowledge, which are material enough to warrant an adjustment in the consolidated financial statements;
- The Group has no contingent assets nor liabilities known as of financial position date. The case on the wholesale electricity supply market (WESM) prices for November and December 2013 is still pending before the Supreme Court (SC) and the Energy Regulatory Commission (ERC).

Full Years 2018-2019

I. PRODUCTION – COMPARATIVE REPORT FOR 2019 AND 2018

COAL

Mining operations took advantage of the increased capacity and favorable weather condition. As a result, materials moved increased by 13% year-on-year to 185.5 million bank cubic meter (BCM) from 164.3 million BCM against last year. Quarter-on-quarter, materials moved decreased by 15% to 40.3 from 47.4 million BCM because of the suspension of mining operations which lasted for almost a month in Q42019.

With the ratio of 11.9 in the 4th quarter coal production significantly decreased by 22% to 3.2 million tons from 4.1 million tons quarter on quarter. Year-on-year, coal production increased by 17% with an aggregate strip ratio of 11.5

The table below shows the coal segment's comparative production data for 2019 and 2018.

	Q1	Q2	Q3	Q4	2019	Q1	Q2	Q3	Q4	2018	VARIANCE
Materials Moved	53.7	53.3	38.2	40.3	185.5	40.5	41.9	34.6	47.4	164.3	13%
Coal Production	4.1	4.4	3.5	3.2	15.2	4.1	3.1	1.7	4.1	12.9	17%
Strip Ratio	12.5	11.3	10.2	11.9	11.5	9.1	12.8	20.0	11.0	12.0	-4%

POWER

SEM-CALACA POWER GENERATION CORPORATION (SCPC)

The graph below illustrates SCPC's comparative performance data for 2019 and 2018.

COMPARATIVE PLANT PERFORMANCE DATA											
<i>AO '19 VS AO '18</i>											
	Q1 '19	Q2 '19	Q3 '19	Q4 '19	2019	Q1 '18	Q2 '18	Q3 '18	Q4 '18	2018	% Inc (Dec)
Gross Generation, Gwh											
Unit 1	22	-	45	390	456	447	481	452	432	1,813	-75%
Unit 2	181	393	383	106	1,062	-	383	524	562	1,469	-28%
Total Plant	203	393	428	495	1,519	447	864	976	995	3,281	-54%
% Availability											
Unit 1	5%	0%	12%	77%	24%	83%	96%	100%	100%	95%	-75%
Unit 2	35%	89%	87%	24%	59%	0%	66%	86%	90%	61%	-2%
Total Plant	20%	45%	50%	51%	41%	41%	81%	93%	95%	78%	-47%
Capacity Factor											
Unit 1	3%	0%	7%	59%	17%	69%	73%	68%	66%	69%	-75%
Unit 2	28%	59%	58%	16%	40%	0%	58%	79%	86%	56%	-28%
Total Plant	16%	30%	32%	38%	29%	34%	65%	74%	76%	62%	-54%

Unit 1

Gross Generation	
Q4 2019 vs Q4 2018	The unit has begun its operation at the start of Q4 2019. It ran at an average load of 230MW during the quarter compared to 198MW in the same period last year in which the unit ran at 100% during the quarter.
FY 2019 vs FY 2018	The unit is down the whole of H1 2019 and began its commissioning in the later part of Q3 2019. The Unit started shutdown on December 30, 2018. The shutdown is in relation to the Life Extension Project (LEP) of SCPC. Last year, the Unit ran at an average capacity of 219MW while start for last quarter of 2019 the average capacity is 230MW
Availability	
Q4 2019 vs Q4 2018	The unit has begun its operation at the start of Q4 2019. The same period last year, the unit ran at 100% during the last quarter.
FY 2019 vs FY 2018	The unit is down the whole of H1 2019 and was extended up to end of Q3. The Life Extension Project was originally scheduled for a 6 months maintenance shutdown which started December 30, 2018 but was extended to allow additional maintenance works to ensure power unit availability. Last year, the unit ran continuously from start of the year, except for a 15-day outage in March due to boiler slagging and a 4-day outage in June due to repair of boiler tube leaks.

Unit 2

Gross Generation	
Q4 2019 vs Q4 2018	The unit has begun its Life Extension Project (LEP) activities in Oct. 2019. It ran at an average load of 200MW due to condenser issues before it was shutdown for LEP. Last year, the unit ran at an average load of 288MW during the quarter.
FY 2019 vs FY 2018	The Unit was down for a total of 79 days during the three quarters of 2019 due to repair of tube leaks and other maintenance activities. It is in Q4 when it started its Life Extension Project activities. Last year, the Unit was down the whole of Q1 2018 for scheduled maintenance and came back in operation only in the second week of April last year. Average load for 2019 and 2018 is 204MW and 276MW, respectively.
Availability	
Q4 2019 vs Q4 2018	The unit operated at a total of 527 hours this Q4 versus 1,955 hours Q4 last year.
FY 2019 vs FY 2018	The unit operated at a total of 5,197 hours this year versus 5,314 hours last year. Last year, the unit underwent an extended shutdown for scheduled maintenance which lasted until the first week of April 2018.

SOUTHWEST LUZON POWER GENERATION CORPORATION (SLPGC)

The graph below illustrates SLPGC's comparative production data for 2019 and 2018.

COMPARATIVE PLANT PERFORMANCE DATA											
AO '19 VS AO '18											
	2019					2018					Variance % Inc (Dec)
	Q1	Q2	Q3	Q4	2019	Q1	Q2	Q3	Q4	2018	
Gross Generation, Gwh											
Unit 1	203	329	326	268	1,126	121	-	12	274	406	177%
Unit 2	100	261	294	288	944	74	247	319	321	962	-2%
Total Plant	303	590	621	557	2,070	195	247	331	595	1,368	51%
% Availability											
Unit 1	68%	100%	100%	86%	88%	51%	0%	6%	92%	37%	139%
Unit 2	41%	84%	91%	89%	77%	45%	79%	99%	100%	81%	-5%
Total Plant	55%	92%	95%	87%	83%	48%	40%	53%	96%	59%	40%
Capacity Factor											
Unit 1	63%	99%	99%	82%	86%	37%	0%	4%	84%	31%	177%
Unit 2	31%	79%	89%	88%	72%	23%	75%	96%	98%	73%	-2%
Total Plant	47%	89%	94%	85%	79%	30%	37%	50%	91%	52%	51%

Unit 1

Gross Generation	
Q4 2019 vs Q4 2018	Slightly lower vs Q4'18 due to the return to production of U1's repaired rotor in 2018
FY 2019 vs FY 2018	Higher vs LY - higher availability and capacity
Availability	
Q4 2019 vs Q4 2018	Slightly lower availability vs Q4 '18 due to more outage for Unit 1
FY 2019 YTD vs FY 2018	Higher availability vs LY due to lower forced outage

Unit 2

Gross Generation	
Q4 2019 vs Q4 2018	Slightly lower vs Q4 '18 due to lower availability
FY 2019 vs FY 2018	Slightly lower vs Q4 '18 due to lower availability
Availability	
Q4 2019 vs Q4 2018	Slightly lower availability vs LY due to more outages
FY 2019 vs FY 2018	Slightly lower availability vs LY due to more outages

II. MARKETING – COMPARATIVE REPORT FOR THE NINE MONTHS OF 2019 AND 2018

COAL

The table below shows the coal comparative sales volume data for 2019 and 2018.

Customer	VOLUME (In 000 MT)													
	Q1	Q2	Q3	Q4	2019	%	Q1	Q2	Q3	Q4	2018	%	Diff	%Inc/ (Dec)
Power Plants	1,124	946	691	1,056	3,816	24%	1,348	1,404	1,026	1,276	5,053	44%	(1,237)	-24%
Cement	253	203	178	218	852	5%	258	236	230	191	915	8%	(63)	-7%
Others Plants	142	175	133	114	565	4%	178	210	127	120	635	5%	(70)	-11%
Local	1,520	1,324	1,002	1,387	5,232		1,783	1,849	1,383	1,587	6,603		(1,371)	-21%
Export	2,034	2,982	3,209	2,154	10,379	66%	1,634	1,608	48	1,669	4,960	43%	5,419	109%
TOTAL (M MT)	3,554	4,306	4,211	3,541	15,611	100%	3,418	3,458	1,432	3,256	11,563	100%	4,049	35%

Power Plants	
Q4 2019 vs Q4 2018	Power plant customers including owned plants are undergoing maintenance repairs during the current quarter
FY 2019 vs FY 2018	Power plant customers including owned plants are undergoing maintenance repairs during the current quarter
Cement Plants	
Q4 2019 vs Q4 2018	Higher offtake of existing cement customers
FY 2019 vs FY2018	Lower offtake of existing cement customers
Other Industrial Plants	
Q4 2019 vs Q4 2018	Lower offtake of industrial plants
FY 2019 vs FY 2018	Lower offtake of industrial plants

Export	
Q4 2019 vs Q4 2018	Higher volume produced for export grade coal
FY 2019 vs FY 2018	Higher volume produced for export grade coal
Average Selling Price (ASP)	
Q4 2019 vs Q4 2018	Lower NewCastle Index
FY 2019 vs FY 2018	Lower NewCastle Index

POWER

SCPC

The table below shows the comparative marketing data of SCPC for 2019 and 2018 (In GWh, except ASP).

COMPARATIVE SALES VOLUME DATA											
<i>(in GWh)</i>											
CUSTOMER	Q1 '19	Q2 '19	Q3 '19	Q4 '19	2019	Q1 '18	Q2 '18	Q3 '18	Q4 '18	2018	% Inc (Dec)
GWh											
Bilateral Contracts	346	532	428	318	1,624	408	865	909	874	3,056	-47%
Spot Sales	16	4	53	150	224	3	79	95	109	286	-22%
GRAND TOTAL	362	536	481	468	1,848	410	945	1,005	983	3,342	-45%
ASP in Php											
Bilateral Contracts	4.33	3.76	3.43	3.32	3.71	5.08	3.79	4.15	4.19	4.18	-11%
Spot Sales	7.18	7.39	1.86	4.74	4.29	12.24	3.89	3.17	2.97	3.37	27%
Average ASP	4.46	3.79	3.26	3.78	3.78	5.13	3.80	4.05	4.05	4.11	-8%

Bilateral Contracts	
Q4 2019 vs Q4 2018	Bilateral contract capacity in Q4 2019 is 170MW while 420MW in Q4 2018.
FY 2019 vs FY 2018	Decrease due to lower contracted capacity (from 440.45MW in 2018 to 250.45MW in H1 2019 and 170.45MW in H2 2019). ASP decreased due to decreasing New Castle Index.
Spot Sales	
Q4 2019 vs Q4 2018	Higher spot sales in Q4 2019 due to lower BCQ requirements during Q4.
FY 2019 vs FY 2018	Lower spot sales in 2019 due to one unit running at a derated capacity of 200MW

Other Information:

- Of the total energy sold, 75.37% was sourced from own generation, while 24.63% was purchased from the spot market. SCPC procured power from the spot market during hour intervals where power units were down, or when the plants were running at a de-rated capacity, in order to be able to supply committed capacity to some of its customers.

SLPGC

The table below shows the comparative marketing data of SLPGC for 2019 and 2018 (In GWh, except ASP).

COMPARATIVE SALES VOLUME DATA											
<i>(in GWh)</i>											
CUSTOMER	2019					2018					Variance
	Q1	Q2	Q3	Q4	2019	Q1	Q2	Q3	Q4	2018	% Inc (Dec)
GWh											
Bilateral Contracts	90	252	88	9	439	125	231	74	131	561	-22%
Spot Sales	187	327	412	489	1,415	40	56	223	399	718	97%
GRAND TOTAL	277	579	500	498	1,854	165	287	297	530	1,279	45%
ASP in Php											
Bilateral Contracts	3.54	3.58	3.65	4.47	3.60	6.87	5.42	3.83	3.50	5.09	-29%
Spot Sales	4.38	6.15	3.06	4.92	4.59	2.88	3.61	3.21	2.88	3.04	51%
Average ASP	4.10	5.03	3.17	4.91	4.36	5.90	5.07	3.36	3.03	3.94	11%

Sales Volume

Bilateral Contracts	
Q4 2019 vs Q4 2018	Lower BCQ for Q4 due to no new BCQ contract for SLPGC
FY 2019 vs FY 2018	Lower vs LY due to the expiration of Mpower and VECO contracts
Spot sales	
Q4 2019 vs Q4 2018	Higher spot sales due to higher excess energy sold to WESM brought about by expired BCQ
FY 2019 vs FY 2018	Higher spot sales due to higher excess energy sold to WESM brought about by expired BCQ

- Of the total energy sold, 98.23% was sourced from own generation, while 1.77% was purchased from the spot market. SLPGC procured power from the spot market during hour intervals where power units were down, or when the plants were running at a de-rated capacity, in order to be able to supply committed capacity to some of its customers.

III. FINANCE

A. Sales and Profitability

Revenues *(In million PhP)*

Before Eliminations

	Q4 2019	Q4 2018	Variance	Remarks	FY 2019	FY 2018	Variance	Remarks
Coal	6,536	7,944	-18%	Increase in sales volume by 194% partially offset by 32% decrease in ASP	32,282	30,696	5%	45% increase in volume sold slightly offset 22% decrease in ASP
SCPC	1,768	3,981	-56%	Decrease in sales volume 52% and 20% decrease in ASP due to lower Newcastle price index	6,985	13,744	-49%	Decrease in sales volume 42% and by 9% decrease in ASP due to lower Newcastle price index
SLPGC	2,444	1,603	52%	Increase in sales volume by 20% attributed to both plants running at near optimum capacity slightly offset by 6% decrease in ASP. Most of the revenue came from Spot	8,081	5,034	61%	Increase in sales volume 81% offset by 9% decrease in ASP due to expiration of contracts with higher prices.
Others	101	-	100%	Revenue from electricity trading	101		100%	Revenue from electricity trading
Total	10,748	13,528	-21%		47,348	49,474	-4%	

After Eliminations

	Q4 2019	Q4 2018	Variance	Remarks	FY 2019	FY 2018	Variance	Remarks
Coal	5,806	5,512	5%	Increase in sales volume by 194% partially offset by 32% decrease in ASP	29,085	23,186	25%	45% increase in volume sold slightly offset 22% decrease in ASP
SCPC	1,768	3,981	-56%	Decrease in sales volume 52% and 20% decrease in ASP due to lower Newcastle price index	6,985	13,744	-49%	Decrease in sales volume 42% and by 9% decrease in ASP due to lower Newcastle price index
SLPGC	2,444	1,603	52%	Increase in sales volume by 20% attributed to both plants running at near optimum capacity slightly offset by 6% decrease in ASP. Most of the revenue came from Spot	8,081	5,034	61%	Increase in sales volume 81% offset by 9% decrease in ASP due to expiration of contracts with higher prices.
Others	101	-	100%	Revenue from electricity trading	101		100%	Revenue from electricity trading
Total	10,119	11,096	-9%		44,252	41,964	5%	

Cost of Sales (In million PhP)
Before Eliminations

	Q4 2019	Q4 2018	Variance	Remarks	FY 2019	FY 2018	Variance	Remarks
Coal	4,737	4,541	4%	Increased due to higher volume sold by 194%, higher parts and fuel costs offset by better strip ratio	19,761	15,756	25%	Increased due to higher volume sold by 45%, higher costs of production offset by better strip ratio
SCPC	1,016	2,716	-63%	Higher replacement power costs offset by lower fuel prices. Moreover lesser volume sold.	6,129	9,307	-34%	Higher replacement power costs offset by lower fuel prices. Moreover lesser volume sold.
SLPGC	1,047	1,038	1%	Higher volume sold	4,015	3,160	27%	Higher volume sold
Others	100	-	100%	Costs of electricity traded	100		100%	Costs of electricity traded
Total	6,799	8,295	-18%		29,904	28,223	6%	

After Eliminations

	Q4 2019	Q4 2018	Variance	Remarks	FY 2019	FY 2018	Variance	Remarks
Coal	4,160	3,399	22%	Increased due to higher volume sold by 194%, higher costs of production offset by better strip ratio	17,784	12,262	45%	Increased due to higher volume sold by 45%, higher costs of production offset by better strip ratio
SCPC	955	1,710	-44%	Higher replacement power costs offset by lower fuel prices. Moreover lesser volume sold.	5,429	6,035	-10%	Higher replacement power costs offset by lower fuel prices. Moreover lesser volume sold.
SLPGC	794	995	-20%	Higher volume sold	3,335	2,543	31%	Higher volume sold
Others	100	-	100%	Costs of electricity traded	100		100%	Costs of electricity traded
Total	6,008	6,104	-2%		26,647	20,840	28%	

Consolidated Gross Profit (In million Php)

	Q4 2019	Q4 2018	Variance	Remarks	FY 2019	FY 2018	Variance	Remarks
Coal	1,647	2,113	-22%	Higher sales volume by 194% offset by the 32% lower ASP; Lower cost due to better strip ratio offset by higher spare parts and fuel costs	11,302	10,924	3%	Higher sales volume by 45% offset by the 22% lower ASP; Higher spare parts and fuel costs offset by better strip ratio
SCPC	812	2,270	-64%	Considerable decline in sales volume and the increase in replacement power and lower ASP. Replacement power cost is higher than selling price.	1,555	7,709	-80%	Considerable decline in sales volume and the increase in replacement power and lower ASP. Replacement power cost is higher than selling price.
SLPGC	1,650	608	171%	Increase (20%) in sales volume due to higher generation slightly offset by increase in fuel cost	4,746	2,491	90%	Considerable increase (81%) in sales volume due to higher generation slightly offset by increase in fuel cost
Others	2	-	100%	GP on electricity trading operations	2	-	100%	GP on electricity trading operations
Total	4,109	4,991	-18%		17,603	21,124	-17%	
GP %	41%	45%	-10%		40%	50%	-21%	

Consolidated OPEX (In million Php)

	Q4 2019	Q4 2018	Variance	Remarks	FY 2019	FY 2018	Variance	Remarks
Coal	1,229	666	85%	Higher government royalty due to better profitability	4,622	4,328	7%	Lower government royalty due to decline in profitability
SCPC	416	732	-43%	Accelerated depreciation is only for unit 2 amounting to Php165 million while prior year accelerated depreciation covers unit 1 and 2 amounting to 315 million.	1,780	2,659	-33%	Accelerated depreciation is only for unit 2 amounting to Php495 million while prior year accelerated depreciation covers unit 1 and 2 amounting to 945 million.
SLPGC	307	261	18%	Increase mainly due to increased insurance premium for the plant and depreciation	947	767	23%	Increase mainly due to increased insurance premium for the plant and depreciation
Others	6	(6)	100%	Pre-operating expenses of subsidiaries	16	20	100%	Pre-operating expenses of subsidiaries
Total	1,958	1,653	18%		7,365	7,774	-5%	

Consolidated Finance Income (In million Php)

	Q4 2019	Q4 2018	Variance	Remarks	FY 2019	FY 2018	Variance	Remarks
Coal	10	3	191%	Lower temporary cash placements	24	63	-62%	Lower temporary cash placements
SCPC	21	9	142%	higher cash placements	203	23	794%	Mainly pertains to the interest income on receivable from PSALM
SLPGC	21	13	57%	Minimal temporary cash placements	55	42	30%	Minimal temporary cash placements
Others	1	-	100%	Interest income on cash placements	1	-	100%	Interest income on cash placements
Total	53	25	110%		283	128	121%	

Consolidated Finance Charges (In million Php)

	Q4 2019	Q4 2018	Variance	Remarks	FY 2019	FY 2018	Variance	Remarks
Coal	96	178	-46%	Higher debt level; higher borrowing rates	535	425	26%	Higher debt level; higher borrowing rates
SCPC	122	69	77%	Higher debt level; higher borrowing rates	393	189	108%	Higher debt level; higher borrowing rates
SLPGC	84	85	-1%	Increase in interest rates on LTD and additional short term borrowing	389	329	18%	Increase in interest rates on LTD and additional short term borrowing
Others	0	-	100%	Minimal bank charges	0	-	100%	Minimal bank charges
Total	302	332	-9%		1,317	943	40%	

Consolidated Foreign Exchange Gain / (Loss) (In million PhP)

	Q4 2019	Q4 2018	Variance	Remarks	FY 2019	FY 2018	Variance	Remarks
Coal	(59)	129	-146%	Unrealized and realized Fx gain due to PhP depreciation; end of the quarter FX-PhP51.83:USD1, quarter-end 2018 FX-PhP54.02:USD1	(7)	(366)	-98%	Unrealized and realized Fx gain due to PhP depreciation; year-end 2018 FX-PhP52.58:USD1, Q3 2019 end FX-PhP51.83:USD1
SCPC	2	59	-97%	Realized loss on its foreign currency denominated transactions	(1)	(18)	-92%	Realized loss on its foreign currency denominated transactions
SLPGC	(2)	(4)	-100%	Realized loss on its foreign currency denominated transactions	(0)	(5)	-100%	Realized loss on its foreign currency denominated transactions
Total	(60)	185	-132%		(9)	(388)	-98%	

Consolidated Other Income (In million PhP)

	Q4 2019	Q4 2018	Variance	Remarks	FY 2019	FY 2018	Variance	Remarks
Coal	(119)	28	-526%	Loss on disposal of unserviceable assets	(8)	37	-122%	Loss on disposal of unserviceable asset offset by recoveries of insurance claims
SCPC	(9)	112	-108%	Lower fly ash sold during the quarter	82	203	-59%	Lower fly ash sold plus insurance proceeds during the year
SLPGC	(296)	332	-189%	Actual insurance recoveries of PhP 632M	109	368	-70%	Actual insurance payment of PhP 632M offset by realized loss on financial contract PhP286
Others	3	-	100%	Miscellaneous income from non-operating subsidiaries	3	-	100%	SCRes electricity spot sales
Total	(421)	472	-189%		186	608	-69%	

Consolidated NIBT (In million PhP)

	Q4 2019	Q4 2018	Variance	Remarks	FY 2019	FY 2018	Variance	Remarks
Coal	155	1,430	-89%	Stronger performance offset by lower ASP due to declining Global prices	6,154	5,905	4%	Stronger performance offset by lower ASP due to declining Global prices
SCPC	289	1,649	-83%	Weaker plant performance due to Unit 1 shutdown for the LEP, commissioning started in the later part of Q3. Unit 2 unplanned shutdown due to tubeleaks. Replacement power has higher cost than selling price.	(333)	5,069	-107%	Weaker plant performance due to Unit 1 shutdown for the LEP, commissioning started in the later part of Q3. Unit 2 unplanned shutdown due to tubeleaks. Replacement power has higher cost than selling price.
SLPGC	982	604	63%	Much improved performance of both plants for the quarter pushed the profitability increased by collection of insurance payment for U3	3,573	1,801	98%	Much improved performance of both plants for the year pushed the profitability increased by collection of insurance payment for U3
Others	(0)	5	100%	Pre-operating expenses of Southeast Luzon and Claystone Inc	(10)	(21)	100%	Pre-operating expenses of Southeast Luzon and Claystone Inc
Total	1,426	3,689	-61%		9,384	12,755	-26%	

Consolidated Income Tax Provision (In million PhP)

	Q4 2019	Q4 2018	Variance	Remarks	FY 2019	FY 2018	Variance	Remarks
Coal	(62)	9	-797%	Final tax on interest income from placements; With Income Tax Holiday on BOI-registered activity	(59)	20	-397%	Lower final tax on interest income from placements; With Income Tax Holiday on BOI-registered activity
SCPC	100	213	-53%	Lower profitability resulted to lower income taxes	(278)	562	-150%	Lower profitability resulted to lower income taxes
SLPGC	(45)	106	-142%	Higher final tax on flyash sales; SLPGC has Income Tax Holiday as a BOI-registered	41	148	-72%	Final tax on interest income from placements and flyash sales; SLPGC has Income Tax Holiday
Others	1	-	100%	Minimal income tax on pre-operating income	1	-	100%	Minimal income tax on pre-operating income
Total	(7)	327	-102%		(296)	729	-141%	

NIAT (In million Php)
Before Eliminations (Core Income)

	Q4 2019	Q4 2018	Variance	Remarks	FY 2019	FY 2018	Variance	Remarks
Coal	369	2,761	-87%	Higher production and volume sold but significantly lower ASP; higher costs of sales due to higher volume sold; higher cost of fuel and spares offset by better strip ratio	7,432	9,951	-25%	Higher production and volume sold but significantly lower ASP; higher costs of sales due to higher volume sold; higher cost of fuel and spares offset by better strip ratio
SCPC	129	432	-70%	Negative profitability resulted to negative income taxes	(754)	1,236	-161%	Negative profitability resulted to negative income taxes
SLPGC	773	454	70%	Much improved performance of both plants for the quarter pushed the profitability buoyed by recognition of income from insurance collection	2,851	1,036	175%	Much improved performance of both plants for the year pushed the profitability buoyed by recognition of income from insurance collection
Others	(1)	(174)	-100%	Pre-operating expenses of Semirara Claystone Inc partially offset by minimal income on Scres electricity trading	(11)	(200)	-100%	Pre-operating expenses of Semirara Claystone Inc partially offset by minimal income on Scres electricity trading

After Eliminations (Consolidated)

	Q4 2019	Q4 2018	Variance	Remarks	FY 2019	FY 2018	Variance	Remarks
Coal	216	1,421	-85%	Higher production and volume sold but significantly lower ASP; higher costs of sales due to higher volume sold; higher cost of fuel and spares offset by better strip ratio	6,213	5,885	6%	Higher production and volume sold but significantly lower ASP; higher costs of sales due to higher volume sold; higher cost of fuel and spares offset by better strip ratio
SCPC	189	1,437	-87%	Weaker plants' performance, higher replacement power and recognition of accelerated depreciation in 2019	(55)	4,508	-101%	Weaker plants' performance, higher replacement power and recognition of accelerated depreciation in 2019
SLPGC	1,027	498	106%	Much improved performance of both plants for the quarter pushed the profitability	3,532	1,653	114%	Much improved performance of both plants for the quarter pushed the profitability
Others	(1)	5	-100%	Pre-operating expenses of Southeast Luzon and Claystone Inc	(11)	(21)	-100%	Pre-operating expenses of Semirara Claystone Inc
Total	1,431	3,361	-57%		9,679	12,025	-20%	

B. Solvency and Liquidity

The company's earnings before interest, taxes depreciation and amortization (EBITDA) reached Php17.34 billion 14% lower than last year. After changes in working capital, cash provided by operation netted to Php24.14 billion. With the consolidated loan availments amounted of PHP47.49 billion, representing Coal and SLPGC bridge financing and SCPC's loan to fund CAPEX for the Life Extension Program. Combined with beginning Cash of PHP1.90 billion, total consolidated Cash available during the period stood at PHP73.43 billion.

Of the available cash, PHP12.38 billion was used to fund major CAPEX, mine development and other investments. The Company also paid cash dividend and serviced debts amounting to Php5.30 billion and PHP49.42 billion respectively. Ending cash closed at PHP6.47 billion, a 238% increase from the beginning cash.

Coal, SCPC, and SLPGC recorded ending cash of PHP3.24 billion, PHP269.48 million, and PHP2.86 billion, respectively. Other pre-operating business closed with a total cash balance of PHP88.57 million.

Consolidated Current ratio slightly improved to 1.54x from 1.26x at the start of the year.

C. Financial Condition
ASSETS
Cash

	12/31/2019	12/31/2018	Variance	Remarks
Coal	3,244	864	276%	Higher cash generated from operations
SCPC	269	304	-11%	Timing of cash proceeds from short term borrowings for operations
SLPGC	2,855	674	324%	Higher cash generated from operations due to better plant performance
Others	89	61	45%	Cash generation from electricity trading operations
Total	6,457	1,903	239%	

Consolidated Receivables

	12/31/2019	12/31/2018	Variance	Remarks
Coal	945	2,445	-61%	Mainly due to the timing of collection of receivables vis-à-vis increase in cash
SCPC	1,365	3,913	-65%	Due to collection at the end of month. Bilateral contract and generation are also lower resulting to lower receivables.
SLPGC	1,309	940	39%	Lower sales in September 2019 by 46%
Others	22	3	641%	SCRes receivable on electricity sold
Total	3,642	7,301	-50%	

Consolidated Inventories

	12/31/2019	12/31/2018	Variance	Remarks
Coal	6,385	7,799	-18%	Increase mainly due to lower cost of coal inventory of 2.7 million tons valued at PhP2.10 billion; higher cost of materials, spare parts, major equipment components of PhP 4.20 billion and fuel and lubricants of PhP1.20 billion
SCPC	2,322	3,349	-31%	Mainly comprised of spare parts inventory for corrective, preventive and predictive maintenance program and for on going Life extension project (LEP) amounting to PhP3.9 billion; coal inventory costs PhP298.7 million.
SLPGC	1,513	1,215	24%	Increase mainly due Coal at PhP 676.9 million and insurance spares; comprised of spare parts inventory for corrective, preventive and predictive maintenance program amounting to PhP407.8 million; Diesel at PhP99.3 million, other supplies at PhP506.2 million, Limestone at PhP99.0
Total	10,220	12,363	-17%	

Consolidated Other Current Assets

	12/31/2019	12/31/2018	Variance	Remarks
Coal	863	1,443	-40%	Mainly comprised of prepaid income taxes and advances to contractors and suppliers of spare parts and equipment amounting to PhP449.50 million and PhP413.50 million, respectively
SCPC	172	1,405	-88%	Mainly comprised of prepaid, rentals, insurance and other expense
SLPGC	246	1,272	-81%	Mainly comprised of input tax and prepaid rent and insurance
Total	1,285	4,121	-69%	

Consolidated Total Current Assets

	12/31/2019	12/31/2018	Variance	Remarks
Coal	11,436	12,551	-8%	Please refer to above explanation
SCPC	4,129	8,972	-36%	
SLPGC	5,923	4,101	11%	
Others	115	64	96%	
Total	21,603	25,688	-11%	

Consolidated PPE

	12/31/2019	12/31/2018	Variance	Remarks
Coal	10,725	11,898	-10%	PhP2.0 billion capex offset by the depreciation of PhP3.20 billion
SCPC	21,060	14,908	41%	Capex of PhP4.5 billion for the LEP, offset by depreciation of PhP1.4 billion
SLPGC	15,828	16,699	-5%	Additional Capex of PhP400 million, offset by depreciation of PhP994 million
Others	17	14	19%	Miscellaneous asset of pre-operating subsidiaries
Total	47,631	43,520	9%	

Investment in JV

	12/31/2019	12/31/2018	Variance	Remarks
Coal	45	51	-12%	Additional contribution to the Joint Venture
Total	45	51	-12%	

Consolidated Other Non-Current Assets

	12/31/2019	12/31/2018	Variance	Remarks
Coal	321	602	-47%	Comprised of VAT receivable from BIR, Software cost and right of use assets; The decrease pertain to the applied advance payment made to equipment orders
SCPC	1,461	568	157%	Mainly consists of prepaid leases, right of use assets; The input tax was applied/offset against output tax.
SLPGC	254	184	38%	Unrealized input VAT PhP 58 million and FV of Financial asset PhP 241 million
Others	5	-	100%	Deposit for distribution wheeling service
Total	2,042	1,355	51%	

Consolidated Deferred Tax Assets

	12/31/2019	12/31/2018	Variance	Remarks
Coal	197	67	195%	Mainly related to remeasurement losses on Pension Plan
SCPC	679	368	84%	Mainly related to provision for doubtful account and deferred revenue
SLPGC	13	(0)	100%	Mainly related to provision for doubtful account
Total	888	435	104%	

Consolidated Total Assets

	12/31/2019	12/31/2018	Variance	Remarks
Coal	22,725	25,169	-10%	Please refer to above explanation
SCPC	27,329	24,816	10%	
SLPGC	22,018	20,985	5%	
Others	137	79	74%	
Total	72,209	71,049	2%	

LIABILITIES
Accounts and Other Payables

	12/31/2019	12/31/2018	Variance	Remarks
Coal	5,073	7,130	-29%	Slight increase merely in the timing of payment of payables
SCPC	2,358	2,066	14%	Slight decrease merely in the timing of payment of payables
SLPGC	1,012	745	36%	Slight increase merely in the timing of payment of payables
Others	8	5	55%	Pertain to SCRES electricity customer deposit
Total	8,452	9,946	-15%	

Short-term Loans

	12/31/2019	12/31/2018	Variance	Remarks
Coal	-	2,250	-100%	Availment of bridge financing
SCPC	2,070	3,622	-43%	Availment of bridge financing for LEP and other operational needs.
Total	2,070	5,872	100%	

Current Portion of Long-term Debt

	12/31/2019	12/31/2018	Variance	Remarks
Coal	2,425	2,850	-15%	Payment of maturing LTD during the year
SCPC	385	-	0%	Comprised of maturing LTD within a year
SLPGC	649	1,704	-62%	Comprised of maturing LTD within a year
Total	3,459	4,554	-24%	

Current Portion of Lease Liability

	12/31/2019	12/31/2018	Variance	Remarks
Coal	11	-	100%	Lease liability due within a year
SCPC	4	-	100%	Lease liability due within a year
Total	14	-	100%	

Total Current Liabilities

	12/31/2019	12/31/2018	Variance	Remarks
Coal	7,509	12,230	-39%	Please refer to above explanation
SCPC	4,817	5,688	-15%	
SLPGC	1,661	2,449	-32%	
Others	8	5	55%	
Total	13,995	20,372	-31%	

Long-Term Debt - Net of Current Portion

	12/31/2019	12/31/2018	Variance	Remarks
Coal	2,475	2,806	-12%	Loans maturing within a year reclassified to current portion
SCPC	7,271	2,988	143%	Loan availment for the Life Extension Project
SLPGC	3,322	4,249	-22%	Payment of quarterly amortization
Total	13,068	10,043	30%	Decrease due to debt repayments

Pension Liability

	12/31/2019	12/31/2018	Variance	Remarks
Coal	272	156	75%	Accrual of pension obligation
SCPC	9	22	-58%	Accrual of pension obligation
SLPGC	14	39	-64%	Accrual of pension obligation
Total	295	216	36%	

Provision for Site Rehabilitation

	12/31/2019	12/31/2018	Variance	Remarks
Coal	500	402	24%	Additional provision for plant decommissioning
SCPC	18	16	9%	Additional provision for plant decommissioning
SLPGC	5	5	8%	Minimal additional provision for plant decommissioning
Total	523	423	23%	

Deferred Tax Liabilities

	12/31/2019	12/31/2018	Variance	Remarks
SLPGC	-	62	-100%	Deferred Tax Liabilities arising from unrealized income from financial contract
Total	-	62	-100%	

Other Long-Term Liabilities

	12/31/2019	12/31/2018	Variance	Remarks
Coal	62		100%	Lease liabilities non-current portion
SCPC	31		100%	Lease liabilities non-current portion
Total	93	-	100%	

Total Non-Current Liabilities

	12/31/2019	12/31/2018	Variance	Remarks
Coal	3,309	3,364	-2%	Please refer to above explanation
SCPC	58	38	53%	
SLPGC	7,290	3,093	136%	
Others	3,322	4,249	-22%	
Total	13,979	10,744	30%	

Total Liabilities

	12/31/2019	12/31/2018	Variance	Remarks
Coal	10,818	15,595	-31%	Please refer to above explanation
SCPC	4,875	5,726	-15%	
SLPGC	8,951	5,542	62%	
Others	3,330	4,254	-22%	
Total	27,974	31,116	-10%	

EQUITY
Capital Stock

	12/31/2019	12/31/2018	Variance	Remarks
Coal (Parent)	4,265	4,265	0%	No movement

Additional Paid-in Capital

	12/31/2019	12/31/2018	Variance	Remarks
Coal (Parent)	6,676	6,676	0%	No movement

Treasury Shares

	12/31/2019	12/31/2018	Variance	Remarks
Coal (Parent)	740	740	0%	Purchase of 3.46 million SCC shares in 2016, 2.7 million shares in 2017 and 7.8 million shares in H1 2018

Remeasurement Gain / (Losses) on Pension Plan

	12/31/2019	12/31/2018	Variance	Remarks
Coal	(96)	(38)	152%	Actuarial valuation adjustment on pension plan
SCPC	4	4	16%	No Movement
SLPGC	(6)	(2)	314%	Actuarial valuation adjustment on pension plan
Total	(98)	(36)	173%	

Retained Earnings / (Losses)

	12/31/2019	12/31/2018	Variance	Remarks
Coal	18,749	13,936	35%	Better profitability partially offset by the cash dividend paid
SCPC	6,765	10,091	-33%	Income for the period offset by payment of cash dividend
SLPGC	8,827	5,938	49%	Income for the period offset by payment of cash dividend
Others	(208)	(197)	6%	Expenses of pre-operating subsidiaries
Total	34,133	29,768	15%	

V. PERFORMANCE INDICATORS:

- Net Income After Tax** – Consolidated net income after tax down by 20% as coal ASP went down by 22% and power generation down dropped by 22% YOY.
- Dividend Payout** – Strong profitability and high liquidity the Company declared regular cash dividend of PhP1.25 per share on 18 March 2019 paid on 26 April 2019.
- Debt-to-Equity Ratio** –DE slightly improved to 0.63x from 0.78x at the start of the year despite cash dividend declaration.
- Net Profit Margin** – Net profit margin dropped to 22% due to weakening coal prices.
- Current Ratio** – Cash position remains healthy despite cash dividend payment on April 26, 2019. The Company's internal current ratio threshold is at least 1.00, end-of-the-period current ratio is 1.54:1.

Full Years 2017-2018

PRODUCTION

With the favorable weather condition in the 4th quarter, the company ramped up production to 4.0 million MT showing a 29% increase from 3.1 million MT last year same period. However, fell short to catch up with the production delays in 3th quarter caused by prolonged heavy rains. Consequently, production slowed by 2% to 12.9 million metric tons (MT) from 13.2 million MT in 2017.

Materials moved increased by 18% year-on-year to 164.3 million bank cubic meter (BCM) from 135.4 million BCM against last year because of increase in excavating capacity.

Strip ratio (the amount of overburden materials over the amount of coal extracted) increased to 12.0:1 from 9.5:1 due mainly to the ongoing rehabilitation of Panian mine. Excluding the rehabilitation, strip ratio in 2018 actually stood within normal range at 10.2:1.

The table below shows the coal segment's comparative production data for 2018 and 2017.

PRODUCTION	Q1	Q2	Q3	Q4	2018	Q1	Q2	Q3	Q4	2017	Variance
Total Materials (M BCM)	40.5	41.9	34.6	47.4	164.3	35.2	36.3	30.4	33.5	135.4	21%
Overburden (M BCM)	37.6	39.7	33.4	44.5	155.1	32.3	33.8	28.5	31.2	125.9	23%
Coal Production (MMT)	4.1	3.1	1.7	4.0	12.9	4.0	3.5	2.6	3.1	13.2	-2%
Strip Ratio	9.1	12.8	19.8	11.0	12.0	8.0	9.8	11.0	10.0	9.5	-26%
Coal inventory (M Tons)	2.5	1.9	2.1	3.0	3.0	1.8	1.7	2.5	1.7	1.7	76%

POWER

SEM-CALACA POWER GENERATION CORPORATION (SCPC)

The graph below illustrates SCPC's comparative production data for 2018 and 2017.

COMPARATIVE PLANT PERFORMANCE DATA											
	Q1	Q2	Q3	Q4	2018	Q1	Q2	Q3	Q4	2017	% Inc (Dec)
Gross Generation, Gwh											
Unit 1	447	481	452	432	1,813	-	361	484	542	1,387	31%
Unit 2	-	383	524	562	1,469	562	460	636	470	2,128	-31%
Total Plant	447	864	976	-	3,281	562	821	1,120	1,012	3,515	-7%
% Availability											
Unit 1	83%	96%	100%	100%	95%	0%	67%	84%	94%	62%	53%
Unit 2	0%	66%	86%	90%	61%	92%	79%	99%	75%	86%	-30%
Total Plant	41%	81%	93%	95%	78%	46%	73%	92%	85%	70%	10%
Capacity Factor											
Unit 1	69%	73%	68%	66%	69%	0%	54%	73%	83%	53%	31%
Unit 2	0%	58%	79%	86%	56%	87%	69%	96%	72%	81%	-31%
Total Plant	34%	65%	74%	76%	62%	43%	62%	85%	77%	67%	-7%

Unit 1

Gross Generation	
Q4 2018 vs Q4 2017	The Unit ran continuously in the current quarter at an average capacity of 198MW due to varying coal properties. After the unit's scheduled maintenance last year, it was operating more reliably in Q4 2017.
FY 2018 vs FY 2017	The Unit ran at an average capacity of 219MW as of December 2018. The unit underwent scheduled maintenance shutdown in Q1 2017; the activity effectively increased its output capacity to up to 250MW using Semirara coal from 150MW previously.

Availability	
Q4 2018 vs Q4 2017	The unit is 100% available registering 2,184 hours in Q4 2018 and for 2,058 hours In Q4 2017.
FY 2018 vs FY 2017	The unit ran without interruption from start of the year, except for a 15-day outage in March due to boiler slagging and a 4-day outage in June due to repair of boiler tube leaks. It was on extended shutdown last year to allow additional maintenance works; the activity effectively increased its output capacity to up to 250MW using Semirara coal from 150MW previously.

Unit 2

Gross Generation	
Q4 2018 vs Q4 2017	The unit operated for 1,955 hours in Q4 2018 at 288MW. It operated for 1,637 hours In Q4 2017 at 287MW.
FY 2018 vs FY 2017	The Unit was down the whole of Q1 2018 for scheduled maintenance and came back in operation only in the second week of April this year.

Availability	
Q4 2018 vs Q4 2017	The unit operated for 1,955 hours in Q4 2018 and for 1,637 hours In Q4 2017
FY 2018 vs FY 2017	The decrease is due to extended shutdown of the unit. This was originally scheduled for a 90-day maintenance shutdown which started on 15th December 2017. This was extended to allow additional maintenance works and to ensure power availability during summer months. It operated for a total of 5,315 hours in YTD 2018 and 7,562 hours in YTD 2017.

Significant Event(s):

- Unit 2 was down until the first week of April 2018 for scheduled maintenance which started on 15 December 2017. This was originally scheduled for a 90-day maintenance shutdown. However, it was extended to allow additional maintenance works and to ensure power unit availability during the summer months, as well as to extend the economic life of the unit. Unit 1 ran continuously during the whole 2nd half of 2018.

SOUTHWEST LUZON POWER GENERATION CORPORATION (SLPGC)

The graph below illustrates SLPGC's comparative production data for 2018 and 2017.

COMPARATIVE PLANT PERFORMANCE DATA											
Q4'18 vs Q4 '17											
	Q1 '18	Q2 '18	Q3 '18	Q4 '18	Tot Yr '18	Q1 '17	Q2 '17	Q3 '17	Q4 '17	Tot Yr '17	% Inc (Dec)
Gross Generation, GWh											
Unit 3	121	-	12	274	406	147	295	262	108	812	-50%
Unit 4	74	247	319	321	962	74	287	111	122	594	62%
Total Plant	195	247	331	595	1,368	221	582	373	229	1,406	-3%
% Availability											
Unit 3	51%	0%	6%	92%	37%	58%	97%	91%	39%	71%	-48%
Unit 4	45%	79%	99%	100%	81%	30%	97%	100%	90%	80%	2%
Total Plant	48%	40%	53%	96%	59%	44%	97%	95%	64%	75%	-22%
Capacity Factor											
Unit 3	37%	0%	4%	84%	31%	45%	89%	79%	33%	62%	-50%
Unit 4	23%	75%	96%	98%	73%	23%	91%	91%	61%	67%	10%
Total Plant	30%	37%	50%	91%	47%	34%	90%	85%	47%	64%	-27%

Unit 3

Gross Generation	
Q4 2018 vs Q4 2017	Higher plant performance due to improved availability for Q4 2018
FY 2018 vs FY 2017	Lower plant performance (lower operating hours at 3,240 hrs vs 6,243 hrs LY and lower average capacity 125MW vs 130MW of LY) contributed to the lower

Availability	
Q4 2018 vs Q4 2017	Higher availability for Q4 2018 vs 2017 due to improved performance after rotor repair
FY 2018 vs	Almost same availability performance vs last year. Total year performance improved because

FY 2017	of better Q4 2018
---------	-------------------

Capacity Factor	
Q4 2018 vs Q4 2017	Higher capacity factor due to higher availability in Q4
FY 2018 vs FY 2017	Decrease due to outage that started on March 6, 2018 and continued until Sep 20, 2018 for the repair of HIP and LP rotor

Unit 4

Gross Generation	
Q4 2018 vs Q4 2017	Increase due to the continuous operation of the unit with almost nil hours shutdown for the quarter
FY 2018 vs FY 2017	Higher by 62% because of the continuous operation by the unit with maximum capacity

Availability	
Q4 2018 vs Q4 2017	Higher availability due to improved performance of the unit
FY 2018 vs FY 2017	Slightly higher availability due to improved performance for Q4

Capacity Factor	
Q4 2018 vs Q4 2017	Higher capacity factor due to higher availability in Q4
FY 2018 vs FY 2017	Increase in capacity factor by 10% due to improved average capacity vs last year (136MW vs 125MW LY) and higher availability

Significant event/s:

- Both Units 3 and 4 are already on commercial operations since August 2016.
- The ERC granted the Certificate of Compliance, permitting both plants to run at its maximum capacity of 150 MW, on May 15, 2017.
- Taking over certificate for the 2x150MW Plant is effective starting 5 July 2017.
- Certificate of Compliance was issued by the ERC to the 2x25MW Gas Turbine project last March 1, 2018

MARKETING – COMPARATIVE REPORT FOR 2018 AND 2017

Coal

The table below shows the coal comparative sales volume data for 2018 and 2017

SALES VOLUME (in thousand MT)														
Customer	Q1	Q2	Q3	Q4	2018	%	Q1	Q2	Q3	Q4	2017	%	Diff	Inc (Dec) %
Power Plants	1,355	1,404	1,026	1,276	5,061	44%	1,134	1,469	1,247	1,488	5,337	41%	(277)	-5%
Cement	258	236	230	191	915	8%	163	270	207	176	817	6%	98	12%
Others Plants	171	210	127	120	628	5%	113	111	149	194	567	4%	61	11%
Local	1,783	1,849	1,383	1,587	6,603		1,410	1,849	1,604	1,858	6,721		(118)	-2%
Export	1,634	1,608	48	1,669	4,960	43%	2,206	863	1,913	1,401	6,384	49%	(1,424)	-22%
TOTAL	3,418	3,458	1,432	3,256	11,563	100%	3,616	2,713	3,517	3,259	13,105	100%	(1,542)	-12%
ASP	2,786	2,637	2,900	2,438	2,655		2,250	1,982	2,152	2,485	2,255		399	18%

Power Plants	
Q4 2018 vs Q4 2017	Decrease in lifting of other plants
FY 2018 vs FY 2017	Lower demand from other plants and drop in the consumption of out own plants

Cement Plants	
Q4 2018 vs Q4 2017	Increase in demand of existing customer returning customer
FY 2018 vs FY 2017	Increase in demand of existing customer returning customer

Other Industrial Plants	
Q4 2018 vs Q4 2017	Decrease in the demand of existing customer
FY 2018 vs FY 2017	Decrease in the demand of existing customer

Export	
Q4 2018 vs Q4 2017	Increase in production to meet existing demand
FY 2018 vs FY 2017	Lower production in Q3 to meet the existing demand of export buyers

Average Selling Price (ASP)	
Q4 2018 vs Q4 2017	Export price went down because of the temporary coal import restriction from China
FY 2018 vs FY 2017	Higher NewCastle Index and foreign exchange rate (PhP : USD)

POWER
SCPC

The table below shows the comparative marketing data of SCPC for 2017 and 2018 (In GWh, except ASP).

COMPARATIVE SALES VOLUME DATA											
<i>(in GWh)</i>											
CUSTOMER	Q1	Q2	Q3	Q4	2018	Q1	Q2	Q3	Q4	2017	% Inc (Dec)
GWh											
Bilateral Contracts	408	865	909	874	3,056	586	736	1,031	969	3,321	-8%
Spot Sales	3	79	95	109	286	1	79	76	83	238	20%
GRAND TOTAL	410	945	1,005	983	3,342	586	814	1,108	1,052	3,560	-6%
ASP in Php											
Bilateral Contracts	5.08	3.79	4.15	4.19	4.18	4.13	3.66	3.65	3.86	3.80	10%
Spot Sales	12.24	3.89	3.17	2.97	3.37	5.41	3.16	3.44	2.90	3.17	7%
Average ASP	5.13	3.80	4.05	4.05	4.11	4.13	3.61	3.63	3.78	3.75	10%

Bilateral Contracts	
Q4 2018 vs Q4 2017	Decrease due to lower contracted capacity (from 540.45MW in Q4 2017 to 420.45MW in Q4 2018). 2017 includes replacement power contract of 100MW and Batelec contract of 20MW which expired in March 2018. ASP increased due to higher New Castle Index.

FY 2018 vs FY 2017	2017 includes replacement power contract of 100MW from June 26, 2017 to November 25, 2017 and Batelec contract of 20MW which expired in March 25, 2018. ASP increased due to higher New Castle Index.
--------------------	---

Spot Sales	
Q4 2018 vs Q4 2017	Increases due to excess generation against contracted energy. ASP is slightly higher in the current quarter.
FY 2018 vs FY 2017	Increase in spot sales due to lower contracted energy.

Other Information:

- Of the total energy sold, 93% was sourced from own generation, while 7% was purchased from the spot market. SCPC procured power from the spot market during hour intervals where power units were down, or when the plants were running at a de-rated capacity, in order to be able to supply committed capacity to some of its customers.
- Existing Bilateral Contracts

SCPC Power Supply Contracts			
Customers	Terms	No. Years / Mos.	Contract Demand (MW)
Meralco DU	December 26, 2011 - December 25, 2018	7	250
MPower	June 26, 2013 - December 25, 2018	5	170
ECSCO	March 26, 2017 - March 25, 2019	2	0.45
Total			420.45

SLPGC

The table below shows the comparative marketing data of SLPGC for 2018 and 2017 (In GWh, except ASP).

COMPARATIVE SALES VOLUME DATA (in GWh)											
CUSTOMER	Q1	Q2	Q3	Q4	2018	Q1	Q2	Q3	Q4	2017	% Inc (Dec)
Bilateral Contracts	125	231	74	130	431	177	266	459	249	1,151	-63%
Spot Sales	40	56	223	398	319	62	266	79	41	448	-29%
GRAND TOTAL	165	287	298	529	750	239	532	538	290	1,599	-53%
ASP in PhP											
Bilateral Contracts	6.87	5.42	3.83	3.50	5.09	5.27	5.16	4.23	5.81	4.94	3%
Spot Sales	2.88	3.61	3.21	2.88	3.04	3.46	3.09	3.08	2.83	3.12	-3%
Average SP	5.90	5.07	3.36	3.03	3.94	4.80	4.12	4.06	5.39	4.43	-11%

Sales Volume

Bilateral Contracts	
Q4 2018 vs Q4 2017	Decrease due lower nomination of bilateral contract and expiration of 42MW contract
FY 2018 vs FY 2017	Decrease due lower nomination of bilateral contract and expiration of 42MW contract

Spot sales	
Q4 2018 vs Q4 2017	higher spot sales attributed to higher excess generation sold to spot because of end of 42MW contract.
FY 2018 vs FY 2017	higher spot sales attributed to higher excess generation sold to spot because of end of 42MW contract.

Average Selling Price (ASP)

Bilateral Contracts ASP	
Q4 2018 vs Q4 2017	Decrease in ASP due to lowering of contract price from July 2018
FY 2018 vs FY 2017	Slight increase in ASP of 2018 attributable to payment of capacity fee on the first half of the year slightly offset by the lowering of BCQ price starting July

Spot Sales ASP	
Q4 2018 vs Q4 2017	Sales to WESM are at higher price intervals
FY 2018 vs FY 2017	Sales to WESM are at lower price intervals

III. FINANCE

A. Sales and Profitability
Revenues (In million PhP)

Before Eliminations

	2018 Q4	2017 Q4	Variance	Remarks	2018 FY	2018 FY	Variance	Remarks
Coal	7,944	8,646	-8%	Same in sales volume but lower in Average Selling Price (ASP) by 2%	30,696	29,667	3%	Decreased in sales volume 12% offset by 18% increase in ASP due higher NewCastle price index
SCPC	3,981	3,979	0%	Decreased in sales volume by 7% offset by 7% increase in ASP due higher NewCastle price index	13,744	13,366	3%	Decreased in sales volume 6% offset by 10% increase in ASP due higher NewCastle price index
SLPGC	1,603	1,562	3%	Higher generation resulted to 3% increase in energy sales; increase is offset by 44% decrease in ASP (due to fixed capacity fee)	5,034	7,088	-29%	Lower generation and an 11% decrease in ASP resulted to 29% decline in energy sales
OTHERS	4	-	100%	Retail electricity trading	4	-	100%	Retail electricity trading

After Eliminations

	2018 Q4	2017 Q4	Variance	Remarks	2018 FY	2018 FY	Variance	Remarks
Coal	5,512	6,469	-15%	Same in sales volume but lower in ASP by 2%	23,186	23,490	-1%	Decreased in sales volume 12% offset by 18% increase in ASP due higher NewCastle price index
SCPC	3,981	3,979	0%	Decreased in sales volume by 7% offset by 7% increase in ASP due higher NewCastle price index	13,744	13,366	3%	Decreased in sales volume 6% offset by 10% increase in ASP due higher NewCastle price index
SLPGC	1,603	1,562	3%	Higher generation resulted to 3% increase in energy sales; increase is offset by 44% decrease in ASP (due to fixed capacity fee)	5,034	7,088	-29%	Lower generation and an 11% decrease in ASP resulted to 29% decline in energy sales
OTHERS	4	-	100%	Retail electricity trading	4	-	100%	Retail electricity trading
Total	11,100	12,011	-8%		41,969	43,943	-4%	

Costs of sales
Before Eliminations

	2018 Q4	2017 Q4	Variance	Remarks	2018 FY	2018 FY	Variance	Remarks
Coal	4,541	4,789	-5%	Lower cost per MT due to higher production	15,756	15,141	4%	Higher strip ratio, lower production and increase in parts and fuel costs pushed COS/MT; despite lower volume sold
SCPC	2,716	2,838	-4%	Lower spot purchases	9,307	8,093	15%	Higher fuel cost and spot purchases
SLPGC	1,038	906	15%	Unit offline until 3rd week of September	3,160	3,197	-1%	Significant purchases of replacement power and higher coal consumption per generation
OTHERS	4	-	100%	Retail electricity trading	4	-	100%	Retail electricity trading

After Eliminations

	2018 Q4	2017 Q4	Variance	Remarks	2018 FY	2018 FY	Variance	Remarks
Coal	3,399	4,294	-21%	Decreased due to lower volume sold and higher production to offset the increase in fuel and materials cost and higher strip ratio	12,262	11,910	3%	Higher strip ratio and increase in parts and fuel costs pushed COS/MT; despite lower volume sold
SCPC	1,711	1,727	-1%	Lower fuel cost and spot purchases	6,035	5,871	3%	Higher fuel cost and spot purchases
SLPGC	995	417	139%	Higher generation for the quarter	2,543	2,552	0%	Higher coal consumption per generation and higher coal price per MT
OTHERS	4	-	100%	Retail electricity trading	4	-	100%	Retail electricity trading
Total	6,108	6,437	-5%		20,844	20,333	3%	

Consolidated Gross Profit (In million PhP)

	2018 Q4	2017 Q4	Variance	Remarks	2018 FY	2018 FY	Variance	Remarks
Coal	2,113	2,175	-3%	Decrease is due to lower ASP partially offset by the lower cost per MT	10,924	11,579	-6%	Lower sales volume at higher cost due to unfavorable strip ratio and cost of fuel, parts and supplies offset by the increase in ASP
SCPC	2,271	2,253	1%	Considerable decline in sales volume and the increase in fuel cost offset by higher ASP	7,709	7,495	3%	Considerable decline in sales volume and the increase in fuel cost offset by higher ASP
SLPGC	608	1,146	-47%	Considerable decline in sales volume and the increase in fuel cost	2,491	4,536	-45%	Considerable decline in sales volume and the increase in fuel cost offset
Total	4,992	5,573	-10%		21,124	23,610	-11%	
GP %	45%	46%	-3%		50%	54%	-6%	

Consolidated OPEX (In million PhP)

	Q4 2018	Q4 2017	Variance	Remarks	2018 FY	2017 FY	Variance	Remarks
Coal	910	1,505	-40%	Lower profitability drove government royalty down	4,328	5,000	-13%	Lower profitability drove government royalty down
SCPC	732	1,321	-45%	Accelerated depreciation of Units 1 & 2	2,659	2,260	18%	Accelerated depreciation of Units 1 & 2 amounting to PhP347 million accounted for the increase
SLPGC	262	245	7%	Difference in amortization of RPT, Consultancy and O&M Fees	767	767	0%	Slight decrease mainly due to lower amortization of RPT and other costs
Others	(6)	161	100%	Pre-operating expenses of Southeast Luzon and Claystone Inc	20	179	100%	Pre-operating expenses of Southeast Luzon and Claystone Inc
Total	1,898	3,233	-41%		7,775	8,205	-5%	

Consolidated Finance Income (In million PhP)

	Q4 2018	Q4 2017	Variance	Remarks	2018 FY	2017 FY	Variance	Remarks
Coal	4	12	-69%	Lower temporary cash placements	63	51	23%	Higher temporary cash placements
SCPC	9	2	279%	Higher temporary cash placements	23	9	160%	Higher temporary cash placements
SLPGC	13	7	81%	Lower temporary cash placements	42	36	18%	Higher temporary cash placements
Others	1	1	0%		1	1	0%	
Total	27	22	21%		129	96	34%	

Consolidated Foreign Exchange Gain / (Loss) (In million PhP)

	Q4 2018	Q4 2017	Variance	Remarks	2018 FY	2017 FY	Variance	Remarks
Coal	129	(39)	-435%	Unrealized and realized Fx gain due to PhP depreciation; start of the quarter FX-PhP54.02:USD1, quarter-end 2018 FX-PhP52.58:USD1	(366)	(280)	30%	Unrealized and realized Fx loss due to PhP depreciation; year-end 2017 FX-PhP49.93:USD1, quarter-end 2018 FX-PhP52.58:USD1
SCPC	60	(15)	-503%	Realized loss on its foreign currency denominated transactions	(18)	(105)	-83%	Realized loss on its foreign currency denominated transactions
SLPGC	(4)	(7)	-100%	Realized loss on its foreign currency denominated transactions	(5)	(7)	-100%	Realized loss on its foreign currency denominated transactions
Total	185	(60)	-407%		(388)	(392)	-1%	

Consolidated Other Income (In million PhP)

	Q4 2018	Q4 2017	Variance	Remarks	2018 FY	2017 FY	Variance	Remarks
Coal	28	48	-41%	Booked income from disposal of equipment and insurance recoveries in 2017	37	127	-71%	Booked income from disposal of equipment and insurance recoveries in 2017
SCPC	112	414	-73%	Higher fly ash sold	203	510	-60%	Lower fly ash sold
SLPGC	333	394	-16%	Higher fly ash sold and income on financial contract	368	438	-16%	Lower fly ash sold and loss on financial contract
Total	473	855	-45%		608	1,076	-43%	

Consolidated NIBT (In million PhP)

	Q4 2018	Q4 2017	Variance	Remarks	2018 FY	2017 FY	Variance	Remarks
Coal	1,184	545	117%	Better performance and higher price	5,904	6,122	-4%	Weaker performance offset by higher price
SCPC	1,650	1,311	26%	Lower average load of Unit 1, but higher availability of Unit 2	5,069	5,590	-9%	Lower average load of Unit 1
SLPGC	604	1,216	-50%	Unit 3 outage	1,801	3,931	-54%	Unit 3 outage
Others	7	(161)	100%	Pre-operating expenses of Southeast Luzon and Claystone Inc	(19)	(178)	100%	Pre-operating expenses of Southeast Luzon and Claystone Inc
Total	3,445	2,911	18%		12,755	15,464	-18%	

Consolidated Income Tax Provision (In million PhP)

	Q4 2018	Q4 2017	Variance	Remarks	2018 FY	2017 FY	Variance	Remarks
Coal	9	24	-65%	Final tax on interest income from placements; With Income Tax Holiday on BOI-registered activity	20	30	-34%	Higher final tax on interest income from placements; With Income Tax Holiday on BOI-registered activity
SCPC	213	85	152%	Stronger plants' performance of Unit 2 in 2018, with accelerated depreciation recognized starting Q4 2017	562	1,036	-46%	Weaker plants' performance and recognition of accelerated depreciation in 2018
SLPGC	106	145	-27%	Higher final tax on flyash sales; SLPGC has Income Tax Holiday as a BOI-registered enterprise	148	189	-22%	Lower final tax on interest income from placements and lower flyash sales YTD; SLPGC has Income Tax Holiday as a BOI-registered enterprise
OTHERS	0	0	65%		0	0	65%	
Total	328	254	29%		730	1,255	-42%	

NIAT (In million PhP)

Before Eliminations (Core Income)

	Q4 2018	Q4 2017	Variance	Remarks	2018 FY	2017 FY	Variance	Remarks
Coal	2,267	2,204	3%	Higher production offset by lower ASP	9,701	9,041	7%	Higher ASP offset by the lower production and volume sold; higher costs of sales due to higher strip ratio and production costs
SCPC	431	115	274%	Higher energy prices offset by accelerated depreciation	1,236	2,331	-47%	Higher price offset by accelerated depreciation recognized starting Q4 2017
SLPGC	455	582	-22%	Weaker plants' performance in 2018	1,036	3,098	-67%	Weaker plants' performance in 2018
Others	7	(4)	-100%	Pre-operating expenses of Southeast Luzon and Claystone Inc	(19)	(22)	-100%	Pre-operating expenses of Southeast Luzon and Claystone Inc

After Eliminations (Consolidated)

	Q4 2018	Q4 2017	Variance	Remarks	2018 FY	2017 FY	Variance	Remarks
Coal	1,176	521	126%	Higher production offset by lower ASP	5,884	6,092	-3%	Lower production and volume sold; higher costs of sales due to higher strip ratio and production costs offset by higher ASP
SCPC	1,437	1,227	17%	Higher energy prices offset by accelerated depreciation	4,508	4,554	-1%	Higher price offset by accelerated depreciation recognized starting Q4 2017
SLPGC	498	1,071	-54%	Unplanned outage of unit 3	1,653	3,742	-56%	Unplanned outage of unit 3
Others	7	(161)	-100%	Pre-operating expenses of Southeast Luzon and Claystone Inc	(19)	(178)	-100%	Pre-operating expenses of Southeast Luzon and Claystone Inc
Total	3,118	2,658	17%		12,025	14,209	-15%	

B. Solvency and Liquidity

The company's earnings before interest, taxes depreciation and amortization (EBITDA) reached PhP21.86 billion 3% slightly lower than last year. After deducting working capital requirement, cash provided by operation netted to PhP9.50 billion. With the consolidated loan availments amounted of PHP7.86 billion, representing coal and SCPC's interim short-term loan to fund maintenance and additional CAPEX for the increase in capacity. Combined with beginning Cash of PHP8.47 billion, total consolidated Cash available during the period stood at PHP25.83 billion.

Of the available cash, PHP9.53 billion was used to fund major CAPEX. The Company also paid debts amounting to PHP5.53 billion. On the Company's continuing buyback program, it reacquired 7.8 million shares worth PhP251.61 million. The Company declared and paid cash dividends of PHP9.57 billion during the year. Ending cash closed at PHP1.90 billion, a 78% decrease from the beginning cash.

Coal, SCPC, and SLPGC recorded ending cash of PHP863.76 million, PHP304.14 million, and PH674.06 million, respectively. Other pre-operating business closed with a total cash balance of PHP60.97 million.

Consolidated Current ratio decline to 1.26x from 1.69x at the start of the year.

C. Financial Condition

ASSETS

Cash

	31 Dec 2018 (Audited)	31 Dec 2017 (Audited)	Variance	Remarks
Coal	864	5,796	-85%	Decreased due to payment of cash dividend and significant capital expenditures
SCPC	304	584	-48%	Slight decrease used for operating activities
SLPGC	674	2,032	-67%	Payment of amortization of mortgage payable with lower cash generation from operation
Others	61	59	4%	Increase pertains to interest income
Total	1,903	8,471	-78%	

Consolidated Receivables

	31 Dec 2018 (Audited)	31 Dec 2017 (Audited)	Variance	Remarks
Coal	2,445	2,204	11%	Mainly trade-related; due to timing of sales and collection
SCPC	3,913	3,164	24%	Timing of collection of November 2018 billing, collection due date falls on a holiday
SLPGC	940	1,106	-15%	Lower sales for the quarter
Others	3	-	100%	Cash balances of pre-operating subsidiary
Total	7,301	6,475	13%	

Consolidated Inventories

	31 Dec 2018 (Audited)	31 Dec 2017 (Audited)	Variance	Remarks
Coal	7,799	3,148	148%	Increase mainly due to higher cost of coal inventory of 3.0 million tons valued at PhP2.8 billion; higher cost of materials, spare parts, fuel supplies and major equipment components totalling to PhP5.0 billion
SCPC	3,349	1,957	71%	Mainly comprised of spare parts inventory for corrective, preventive and predictive maintenance program amounting to PhP3.2 billion; coal inventory costs PhP140.6 million
SLPGC	1,215	809	50%	Increase mainly due to the insurance spares; comprised of spare parts inventory for corrective, preventive and predictive maintenance program, diesel and chemicals amounting to PhP 729.0 million; Coal inventory at PhP810.0 million
Total	12,363	5,914	109%	

Investment in JV

	31 Dec 2018 (Audited)	31 Dec 2017 (Audited)	Variance	Remarks
Coal	51	51	1%	Additional contribution to the Joint Venture
Total	51	51	1%	

Consolidated Other Current Assets

	31 Dec 2018 (Audited)	31 Dec 2017 (Audited)	Variance	Remarks
Coal	1,443	1,264	14%	Mainly comprised of prepaid income taxes and advances to contractors and suppliers of spare parts and equipment amounting to Php424.56 million and Php1.38 billion, respectively
SCPC	1,405	750	87%	Mainly comprised of advances to suppliers for Equipment and materials requirement for the life extension of PhP1.33 billion and prepaid, rentals, insurance and other expense amounting to Php20.66 million
SLPGC	1,272	1,410	-10%	Mainly comprised of advances to suppliers for equipment, materials and prepaid rent and insurance of PhP365.40 million and PhP824.7 million deferred input tax
Total	4,121	3,423	20%	

Consolidated Total Current Assets

	31 Dec 2018 (Audited)	31 Dec 2017 (Audited)	Variance	Remarks
Coal	12,602	12,462	1%	Please refer to above explanation
SCPC	8,972	6,456	39%	
SLPGC	4,101	5,357	-23%	
Others	61	59	4%	
Total	25,736	24,334	6%	

Consolidated PPE

	31 Dec 2018 (Audited)	31 Dec 2017 (Audited)	Variance	Remarks
Coal	11,898	10,888	9%	Additional Capex for capacity expansion and maintenance capex of PhP5.8 billion, off-set by depreciation
SCPC	14,908	14,656	2%	Capex of PhP2.71 billion, offset by depreciation
SLPGC	16,699	17,470	-4%	Additional Capex offset by depreciation
Others	14	-	100%	PPE of pre-operating subsidiary
Total	43,520	43,014	1%	

Consolidated Other Non-Current Assets

	31 Dec 2018 (Audited)	31 Dec 2017 (Audited)	Variance	Remarks
Coal	602	204	195%	Comprised of VAT receivable from BIR, Software cost and advance payment for importation of mining equipment costing PhP395.00 million
SCPC	568	278	105%	Mainly consists of prepaid leases and unrealized input tax
SLPGC	184	317	-42%	Reclassification to current asset - Financial asset at FVPL
Total	1,355	798	70%	

Consolidated Deferred Tax Assets

	31 Dec 2018 (Audited)	31 Dec 2017 (Audited)	Variance	Remarks
Coal	67	85	-22%	Mainly related to remeasurement losses on Pension Plan
SCPC	368	365	1%	Mainly related to provision for doubtful account and deferred revenue
Total	435	450	-3%	

Consolidated Total Assets

	31 Dec 2018 (Audited)	31 Dec 2017 (Audited)	Variance	Remarks
Coal	25,169	23,639	6%	Please refer to above explanation
SCPC	24,816	21,755	14%	
SLPGC	20,985	23,145	-9%	
Others	79	59	33%	
Total	71,049	68,598	4%	

Accounts and Other Payables

	31 Dec 2018 (Audited)	31 Dec 2017 (Audited)	Variance	Remarks
Coal	7,130	8,014	-11%	Payment of trade payables
SCPC	2,066	1,793	15%	Increase in trade payables due to higher volume of parts purchases
SLPGC	745	1,044	-29%	Payment of trade payables
Others	5	-	100%	Accounts Payables of pre-operating subsidiary
Total	9,946	10,851	-8%	

Short-term Loans

	31 Dec 2018 (Audited)	31 Dec 2017 (Audited)	Variance	Remarks
Coal	2,250	-	100%	Availment of bridge financing
SCPC	3,622	-	100%	Availment of bridge financing
Total	5,872	-	100%	

Current Portion of Long-term Debt

	31 Dec 2018 (Audited)	31 Dec 2017 (Audited)	Variance	Remarks
Coal	2,850	1,852	54%	Increase due to the maturing LTD within a year
SLPGC	1,704	1,704	0%	Comprised of maturing LTD within a year
Total	4,554	3,556	28%	

Total Current Liabilities

	31 Dec 2018 (Audited)	31 Dec 2017 (Audited)	Variance	Remarks
Coal	12,230	9,866	24%	Please refer to above explanation
SCPC	5,688	1,793	217%	
SLPGC	2,449	2,748	-11%	
Others	5	-	100%	
Total	20,372	14,407	41%	

Long-Term Debt - Net of Current Portion

	31 Dec 2018 (Audited)	31 Dec 2017 (Audited)	Variance	Remarks
Coal	2,806	5,539	-49%	Decrease due to the maturing loan within a year
SCPC	2,988	2,985	0%	Availed of LTD in Q4 2017 (adjusted to net present value)
SLPGC	4,249	5,944	-29%	Payment of quarterly amortization
Total	10,043	14,468	-31%	Decrease due to debt repayments

Pension Liability

	31 Dec 2018 (Audited)	31 Dec 2017 (Audited)	Variance	Remarks
Coal	156	174	-11%	Accrual of pension obligation
SCPC	22	25	-13%	Accrual of pension obligation
SLPGC	39	35	11%	Accrual of pension obligation
Total	216	234	-8%	

Provision for Site Rehabilitation

	31 Dec 2018 (Audited)	31 Dec 2017 (Audited)	Variance	Remarks
Coal	402	1,687	-76%	Actual usage of mine rehab provision re: Panian mine accelerated rehabilitation
SCPC	16	15	10%	Additional provision for plant decommissioning
SLPGC	5	4	17%	Additional provision for plant decommissioning
Total	423	1,705	-75%	

Other Long-Term Liabilities

	31 Dec 2018 (Audited)	31 Dec 2017 (Audited)	Variance	Remarks
SLPGC	-	46	-100%	Retention payable for 2x25 MW gas turbines
Total	-	46	-100%	

Deferred Tax Liabilities

	31 Dec 2018 (Audited)	31 Dec 2017 (Audited)	Variance	Remarks
SLPGC	62	55	12%	Deferred Tax Liabilities arising from unrealized income from financial contract
Total	62	55	12%	

Total Non-Current Liabilities

	31 Dec 2018 (Audited)	31 Dec 2017 (Audited)	Variance	Remarks
Coal	3,364	7,400	-55%	Please refer to above explanation
SCPC	3,026	3,025	0%	
SLPGC	4,354	6,084	-28%	
Total	10,744	16,509	-35%	

Total Liabilities

	31 Dec 2018 (Audited)	31 Dec 2017 (Audited)	Variance	Remarks
Coal	15,595	17,266	-10%	Please refer to above explanation
SCPC	8,713	4,818	81%	
SLPGC	6,803	8,832	-23%	
Others	5	-	100%	
Total	31,116	30,916	1%	

Capital Stock

	31 Dec 2018 (Audited)	31 Dec 2017 (Audited)	Variance	Remarks
Coal (Parent)	4,265	4,265	0%	No movement

Additional Paid-in Capital

	31 Dec 2018 (Audited)	31 Dec 2017 (Audited)	Variance	Remarks
Coal (Parent)	6,676	6,676	0%	No movement

Treasury Shares

	31 Dec 2018 (Audited)	31 Dec 2017 (Audited)	Variance	Remarks
Coal (Parent)	740	488	52%	Purchase of 3.46 million SCC shares in 2016, 2.7 million shares in 2017 and 7.8 million shares in H1 2018

Remeasurement Gain / (Losses) on Pension Plan

	31 Dec 2018 (Audited)	31 Dec 2017 (Audited)	Variance	Remarks
Coal	(38)	(81)	-53%	No Movement
SCPC	4	(1)	-479%	Some employees retired during the year
SLPGC	(2)	(4)	-61%	Due to increase in number of employees
Total	(36)	(86)	-58%	

Retained Earnings / (Losses)

	31 Dec 2018 (Audited)	31 Dec 2017 (Audited)	Variance	Remarks
Coal	13,936	15,623	-11%	Better profitability partially offset by the cash dividend paid
SCPC	10,091	6,583	53%	Income for the period offset by payment of cash dividend
SLPGC	5,938	5,286	12%	Income for the period offset by payment of cash dividend
Others	(197)	(179)	10%	Expenses of pre-operating subsidiaries
Total	29,768	27,313	9%	

PERFORMANCE INDICATORS:

1. **Net Income After Tax** – The Company weakened for the interim showing decline in operating and financial performance. Net income decreased by 15% YoY.
2. **Dividend Payout** – Strong profitability and high liquidity enables the Company to continue pay special cash dividend of PhP1.0 per share on top of the regular cash dividend of PhP1.25 per share.
3. **Debt-to-Equity Ratio** – DE slightly improved to 0.64x from 0.78x at the start of the year due to increase in total debts and dividend payment.
4. **Net Profit Margin** – Net profit margin remains strong at 29%, driven by higher coal prices.
5. **Current Ratio** – Cash position remains healthy. The interim increase in current liabilities is due to the availing of bridge financing. The Company's internal current ratio threshold is at least 1.00, end-of-the-period current ratio is 1.26:1.

PART II OTHER INFORMATION
Other disclosures:

- a. The Group’s operation is not cyclical in nature or seasonal. Mining activities is continuous throughout the year;
- b. There were no issuances, repurchases, and repayments of debt in equity securities which transpired during the quarter;
- c. There are no subsequent events, that came to our knowledge, which are material enough to warrant an adjustment in the consolidated financial statements;
- d. The Group has no contingent assets nor liabilities known as of financial position date. The case on the wholesale electricity supply market (WESM) prices for November and December 2013 is still pending before the Supreme Court (SC) and the Energy Regulatory Commission (ERC).

B. INFORMATION ON INDEPENDENT ACCOUNTANT AND OTHER RELATED MATTERS

The principal accountants and external auditors of SMPC and its Subsidiaries⁹ is the accounting firm SyCip Gorres Velayo & Co. (SGV). Pursuant to the General Requirements of SRC Rule 68, paragraph 3 (Qualifications and Reports of Independent Auditors), SMPC and its Subsidiaries have engaged the services of SGV as external auditor, and Dhonabee B. Señeres is the Partner-In-Charge starting 2018 or less than five years following the regulatory policy of audit partner rotation every five years.

1. External Audit Fees and Services
 - a. **Audit & Audit Related Fees-** SMPC and its Subsidiaries paid its external auditors the following fees in the past two (2) years:

In Million Pesos with VAT	
2020	7.07 ¹⁰
2019	7.06 ¹¹
Total	14.13¹²

- b. **Tax Fees** - There are no fees billed in each of the last fiscal years for professional services rendered by the SGV for tax accounting, compliance, advice, planning and any other form of tax services.
 - c. **All Other Fees** – In 2020, non-audit fees paid to SGV amounted to Php168,000.00 for assurance engagement as an independent party to count and/or validate the votes by poll cast at the Annual Stockholders’ Meeting. There are no significant fees paid in 2020 for products and services provided by SGV other than services reported under item a. above.
2. There have been no changes in or disagreement with SMPC and its Subsidiaries’ accountant on accounting and financial disclosures.
3. SMPC’s Audit Committee oversees the external audit function on behalf of the Board of Directors (Board). It recommends the appointment, reappointment or replacement of external auditor to the Board. It is charged with the evaluation of the audit work engagements, its scope, fees and terms for approval of the Board. The Audit Committee also reviews non-audit services and taxation advice, if any, by the external auditor. At the conclusion of the annual audit, it discusses with Management and the external auditor significant reporting issues. Lastly, the Audit Committee reviews external audit findings in respect of any significant deficiencies or weaknesses in controls and ensures that Management responds appropriately with timely corrective actions, including audit adjusting entries noted or proposed but passed as immaterial or otherwise. The current members of the Audit Committee of the Corporation are Jose Antonio U. Periquet, Jr. as Chairman while Honorio O. Reyes-Lao, Rogelio M. Murga, and Herbert M. Consunji are Members.

⁹ Sem-Calaca Power Corp., Southwest Luzon Power Generation Corp., St. Raphael Power Generation Corp., Semirara Claystone Inc., Sem-Cal Industrial Park Developers, Inc., Sem-Calaca RES Corp., Semirara Energy Utilities, Inc., and Southeast Luzon Power Generation Corp.

¹⁰ Includes Subsidiaries audit fees of Php4.2 million.

¹¹ Includes Subsidiaries audit fees of Php4.2 million.

¹² Audit and non-audit-related fees; no fees for other assurance and related services were paid.

PAR IV – DISCUSSION ON COMPLIANCE WITH LEADING PRACTICE ON CORPORATE GOVERNANCE

SMPC's corporate governance framework aims to provide a culture of ethical conduct, higher standards of performance, transparency and accountability throughout the organization. It discloses its overall compliance and level of adoption of leading practices as provided in the SEC's Code of Corporate Governance for Publicly-Listed Companies (PLCs). SMPC seeks to continually improve its compliance with SEC's recommended provisions.

Directors, Officers and employees are advised of their respective duties and internal mechanisms are in place to support the governance framework. It fully complies with the disclosure and reportorial requirements of the SEC and PSE, such as certifications on compliances on Board performance, structured reports, as well as timely disclosures of significant and material information, events or developments and reporting of transactions involving trading of the Company's shares by Directors and Key Officers. The Company's governance structure, policies and systems are further described in the relevant governance section of its Integrated Annual and Sustainability Report.

SUSTAINABLE GOVERNANCE

SMPC scored 100.12 points in the 2020 ASEAN Corporate Governance Scorecard (ACGS) assessment run. The Company was also honored with the ASEAN Asset Class award as among the top-scoring PLCs in the ASEAN region based on the 2019 ACGS assessment.

SMPC's Manual on Corporate Governance expresses clearly the roles and responsibilities of the Board and Management to the stockholders and other stakeholders which include customers, employees, suppliers, business partners, government and community in which it operates.

In 2020, the Company fully complied with the provisions of its Manual on Corporate Governance.

RIGHTS OF SHAREHOLDERS

SMPC protects and facilitates the exercise of basic shareholder rights. It maintains a share structure that gives all shares equal voting rights. It allows all shareholders the right to nominate candidates for board of directors. It is committed to providing reasonable economic returns to the investors through the right to participate in its profits. It respects the right of a shareholder to participate, be informed and vote in key decisions regarding fundamental corporate changes in its Annual Shareholders' Meeting (ASM). Shareholders are furnished with sufficient and timely information concerning the ASM date, location, agenda including the rules and voting procedures that govern such meetings in the Notice of ASM and accompanying SEC Form 20-IS Information Statement. It respects other shareholder rights, specifically, to inspect corporate books and records, to information, to dividends and appraisal right.

EQUITABLE TREATMENT OF SHAREHOLDERS

It ensures equitable treatment of all shareholders and provides them the opportunity to obtain redress for violation of their rights. It has a share structure of one class of common shares with one vote for each share. It aims to protect non-controlling shareholders from inequitable conduct and abusive self-dealing of its Directors, Officers and employees. Related good governance policies include:

- Insider Trading Policy - explicitly prohibits insider trading to prevent conflict of interest and benefiting from insider information or knowledge not available to the general public. It prescribes trading block off periods and requires Directors and officers to inform or report to SMPC their trading transactions of SMPC shares within three (3) business days.
- Related Party Transaction (RPT) Policy – provides that RPTs be arms-length and at terms available to an unaffiliated third party under the same or similar business circumstances. It also sets threshold levels requiring approval of the Board or shareholders, and that RPTs be arms-length and at terms generally available to an unaffiliated third party under the same or similar circumstances, among others. All Independent Directors through SMPC's Audit Committee regularly review material significant RPTs that meet the threshold levels stipulated by regulatory rules and requirements on RPTs and materiality

guidelines per RPT Policy.

- Material Related Party Transaction (RPT) Policy - requires at least two-thirds (2/3) approval vote of the Board of Directors, with at least a majority of the Independent Directors, of all transactions of SMPC and subsidiaries meeting the materiality threshold of RPTs amounting to ten percent (10%) or higher of SMPC's Total Consolidated Assets based on its latest audited consolidated financial statements. The policy provisions are compliant with SEC's Rules on Material RPTs for PLCs. These include guidelines in ensuring arm's length terms, maintaining a Related Party Registry and audit, risk and compliance system, among others.

The principal risks to minority shareholders associated with the identity of our company's controlling shareholders include transactions with and/or dependence on related parties, are mitigated by a corporate governance framework that protects and ensures the rights and equitable treatment of all shareholders, including minority and foreign shareholders. Basic shareholder rights, such as the right to information and shareholder participation in key company decisions and fundamental issues, disclosures of control structures and voting rights and threshold approvals of related party transactions, among others are upheld by our governance policies.

ROLE OF STAKEHOLDERS

It protects the rights and interests of its employees, customers, suppliers, business partners, creditors, government, environment, communities and other stakeholders as established by law or through mutual agreements. Its active engagement and partnership with key stakeholders encourage open communication and early resolution of issues or concerns, if any, during quarterly monitoring meetings with the Multi-Monitoring Team wherein various sectoral stakeholder groups are represented and heard. Related policies include:

- Alternative Dispute Resolution Policy - promotes the use of alternative dispute resolution (ADR) options and processes in the settlement of corporate governance related disputes or differences with shareholders and key stakeholders.
- Anti-corruption and Ethics Program - consists of ethics-related policies, soft controls and audit procedures aimed to promote the highest standards of openness, probity and accountability throughout the organization.
- Whistleblowing/Hotline reporting mechanism - provides a secure reporting venue for employees, customers, suppliers and other stakeholders to raise and communicate in good faith valid complaints and confidential concerns on fraud, questionable and unethical transactions.

DISCLOSURE AND TRANSPARENCY

It commits to a regime of open disclosure and transparency of material information and events regarding its financial performance, ownership and business updates. Its Information Policy ensures information is communicated to shareholders and key stakeholders by timely and adequate disclosures through announcements, quarterly or annual reporting, SMPC website and investor relations activities such as analyst briefings and media/press engagement.

We engage with institutional and prospective investors, investment analysts, fund managers and the financial community through various platforms, such as analyst-media briefings, local investor conference, person-to-person meetings, and conference calls, among others.

Our Investor Relations (IR) unit was centralized under our Parent, DMCI Holdings, Inc.'s (DMCI) group-wide IR function to enhance alignment of the group's investor relations strategy and engagement. Our IR team attended the Annual Shareholders' Meeting on July 3, 2020 to address possible shareholder queries.

Our IR Contact Information:

E-mail: Investor_Relations@semirarampc.com

Telephone: +638888-3000

RESPONSIBILITIES OF THE BOARD

SMPC's Good Governance Guidelines for Board Directors serve as the Board's charter with policies regarding directorship tenure, service in other company boards, conflict of interest, among others. It aims to protect non-controlling shareholders from inequitable conduct of its Directors, officers and employees. Its Code of Conduct

and Business Ethics (Code) embodies the Board's commitment to conduct business with the highest ethical standards and in accordance with applicable laws, rules and regulations. The Code, which is aligned with SMPC's Manual on Corporate Governance, includes provisions on conflict of interest, gifts, corporate giving, insider trading, corporate opportunities, accounting and financial reporting, influencing external auditor, political activities, fair dealings, confidentiality, protection and proper use of company assets, among others. Annually, SMPC requires all Directors and Officers to certify their compliance with the Code.

ENTERPRISE RISK MANAGEMENT

Our ERM framework is based on the leading frameworks of the Committee of Sponsoring Organizations of the Treadway Commission (COSO) and ISO 31000: 2009, integrating a system that all business risks are identified, measured and managed effectively and continuously within a structured and proactive framework. It supports a systematic and disciplined approach to provide clear responsibility and accountability structures of risk management.

Risk Governance

Our President and COO is our Chief Risk Officer (CRO) who leads the overall implementation and enhancement of our ERM framework and practices. Our Risk Advisory (RA) Department provides full support to the CRO and Risk Committee in ensuring effective and integrated risk management system in place.

Our Risk Appetite

Our Board sets the tone and establishes the risk appetite level for our ERM. Risks are identified, assessed, managed, monitored and communicated per the Company's strategic and business objectives and then subsequently applied across the organization.

Our Risk Committee assists the Board to ensure that an adequate and effective risk management system is in place. Risk management of significant risks, including emerging risks are regularly reported to the Board.

Business Continuity Management

Our Business Continuity Management efforts are designed to ensure that critical business processes are restored to minimize business disruption without compromising safety in the event of a major internal or external incident.

Risks

We implement a proactive hazard identification, risk mitigation, monitoring and risk reporting of our business and associated risks. These are safety, compliance & reputation, people & talent, power regulations, competition & commodity trading, asset performance & production efficiency, and, natural hazard & physical security.

UPON THE WRITTEN REQUEST OF ANY STOCKHOLDER, SMPC WILL PROVIDE, WITHOUT CHARGE, A HARD COPY OF ITS DEFINITIVE INFORMATION STATEMENT, ANNUAL REPORT IN SEC FORM 17-A AND THE CORPORATION'S LATEST QUARTERLY REPORT IN SEC FORM 17-Q DULY FILED WITH THE SECURITIES AND EXCHANGE COMMISSION. THE STOCKHOLDER MAY BE CHARGED A REASONABLE COST FOR PHOTOCOPYING THE EXHIBITS.

ALL REQUESTS MAY BE SENT TO THE FOLLOWING:

SEMIRARA MINING AND POWER CORPORATION

2nd Floor DMCI Plaza, 2281 Don Chino Roces Avenue
Makati City, Metro Manila, Philippines

ATTENTION: **JOHN R. SADULLO**
VP Legal & Corporate Secretary

Stock Transfer Service Inc.
SEMIRARA MINING AND POWER CORPORATION
List of Top 100 Stockholders
As of 03/18/2021

Rank	Stn. No.	Name	Citizenship	Holdings	Rank
1	0000201930	DMCI HOLDINGS, INC.	Filipino	2,407,770,396	56.63%
2	0000091890	PCD NOMINEE CORPORATION (FILIPINO)	Filipino	815,946,326	19.19%
3	0000202004	DACON CORPORATION	Filipino	532,993,408	12.54%
4	0000202417	PCD NOMINEE CORPORATION (FOREIGN)	Foreign	171,906,228	04.04%
5	0000203000	PRIVATIZATION AND MANAGEMENT OFFICE	Filipino	145,609,296	03.42%
6	0000224101	DFC HOLDINGS, INC.	Filipino	82,364,916	01.94%
7	0000226041	FREDA HOLDINGS, INC.	Filipino	18,574,952	00.44%
8	2000307373	AUGUSTA HOLDINGS, INC.	Filipino	15,995,600	00.38%
9	0000228970	REGINA CAPITAL DEVELOPMENT CORP.	Filipino	10,300,000	00.24%
10	0000240768	DACON CORPORATION	Filipino	9,074,370	00.21%
11	0000224347	BERIT HOLDINGS CORPORATION	Filipino	6,887,231	00.16%
12	0000224318	AUGUSTA HOLDINGS, INC.	Filipino	3,041,700	00.07%
13	2000307371	SZE KOU FOR SZE WING WAH ERIC	Chinese	3,000,000	00.07%
14	2000307365	F. YAP SECURITIES INC.	Filipino	2,854,500	00.07%
15	1900301050	CHECKLINK HOLDINGS, INC.	Filipino	2,464,140	00.06%
16	1900301048	ARTREGARD HOLDINGS, INC.	Filipino	2,450,140	00.06%
17	1900301049	DAVEPRIME HOLDINGS, INC.	Filipino	2,450,140	00.06%
18	2000307375	DAVEPRIME HOLDINGS, INC.	Filipino	2,177,400	00.05%
19	0000228159	MERU HOLDINGS, INC	Filipino	1,587,200	00.04%
20	1900301068	JAIME B. GARCIA	Filipino	1,463,408	00.03%
21	0000247017	GREAT TIMES HOLDINGS CORPORATION	Filipino	1,400,036	00.03%
22	0000226243	WINDERMERE HOLDINGS INC.	Filipino	1,162,168	00.03%
23	0000228933	COBANKIAT, JOHNNY O.	Filipino	1,115,040	00.03%
24	0000225699	VENDIVEL, OLGA P.	Filipino	960,000	00.02%
25	1900301190	REGINA CAPITAL DEVELOPMENT CORPORATION	Filipino	900,000	00.02%
26	1900301127	BERIT HOLDINGS CORPORATION	Filipino	532,000	00.01%

Stock Transfer Service Inc.
SEMIRARA MINING AND POWER CORPORATION
List of Top 100 Stockholders
As of 03/18/2021

Rank	Sth. No.	Name	Citizenship	Holdings	Rank
27	0000151870	GARCIA, JAIME B.	Filipino	480,360	00.01%
28	0000240071	AUGUSTA HOLDINGS, INC.	Filipino	420,400	00.01%
29	1900301128	GREAT TIMES HOLDINGS CORPORATION	Filipino	354,520	00.01%
30	1800300261	TASHIDING HOLDINGS, INC.	Filipino	326,400	00.01%
31	0000247016	CHRISZEN HOLDINGS, INC.	Filipino	265,592	00.01%
32	2000307374	BERIT HOLDINGS CORPORATION	Filipino	257,700	00.01%
33	0000247235	SAN JUAN, ROMULO D.	Filipino	240,000	00.01%
34	0000247015	DIRECTPOINT HOLDINGS INC	Filipino	223,944	00.01%
35	1800300708	ROMULO D. SAN JUAN	Filipino	220,000	00.01%
36	1900306854	TEAM GLADIOLA, INC.	Filipino	183,135	00.00%
37	0000240068	FLASHPRIME HOLDINGS INC.	Filipino	180,364	00.00%
38	0000229081	SAN JUAN, ROMULO D.	Filipino	176,000	00.00%
39	0000202585	AMATONG, ISAGANI S.	Filipino	166,800	00.00%
40	0000202400	TENG, CHING BUN	Filipino	135,000	00.00%
41	1800300496	XINIMA ZHA	Chinese	128,000	00.00%
42	0000231928	SAN JUAN, ROMULO D.	Filipino	124,000	00.00%
43	0000228860	REYES, JOSEFA C.	Filipino	120,000	00.00%
44	2000307380	ASTERION HOLDINGS, INC.	Filipino	110,000	00.00%
45	2000307381	AGILEWINGS HOLDINGS, INC.	Filipino	110,000	00.00%
46	2000307382	LIGHTSTAR INFINITE HOLDINGS, INC.	Filipino	110,000	00.00%
47	2000307383	LUMIDERM HOLDINGS, INC.	Filipino	110,000	00.00%
48	2000307378	JABBERWOCK HOLDINGS, INC.	Filipino	96,000	00.00%
49	0000240070	JABBERWOCK HOLDINGS INC.	Filipino	95,828	00.00%
50	2000307376	FLASHPRIME HOLDINGS, INC.	Filipino	90,000	00.00%
51	0000225899	XIE BIHUI	Chinese	82,500	00.00%
52	0000233918	YAN, LUCIO W. YAN &/OR CLARA Y.	Filipino	80,000	00.00%

Stock Transfer Service Inc.
SEMIRARA MINING AND POWER CORPORATION
List of Top 100 Stockholders
As of 03/18/2021

Rank	Sth. No.	Name	Citizenship	Holdings	Rank
53	0000224581	CHEN, XIAOER	Chinese	72,000	00.00%
54	0000224639	ROSARIO, VICTOR J. DEL ROSARIO OR MA. RITA S. DEL	Filipino	72,000	00.00%
55	1900301125	GREAT TIMES HOLDINGS, CORP.	Filipino	60,400	00.00%
56	0000227959	YEBES, ROLANDO E.	Filipino	60,000	00.00%
57	0000225875	CHEN SHU ZHU	Chinese	58,630	00.00%
58	0000232204	NARANJO, LORNA J.	Filipino	57,140	00.00%
59	0000232173	ZHUANG, YUANPENG	Chinese	56,000	00.00%
60	1800300710	ANGELICA S.J. IBANEZ	Filipino	55,000	00.00%
61	0000224407	HO, DORIS TERESA M.	Filipino	46,080	00.00%
62	0000228188	INTERNATIONAL SYNTHETIC INDUSTRIES INC.	Filipino	45,000	00.00%
63	2000307364	ANGELICA SJ. IBANEZ	Filipino	45,000	00.00%
64	0000217077	MARANA, MIGUEL DE CASTRO OR BITUIN DE CASTRO MARANA	Filipino	41,160	00.00%
65	1800300400	FREDA HOLDINGS, INC.	Filipino	41,140	00.00%
66	0000230623	RUFINO, JOSEFINA P.	Filipino	40,880	00.00%
67	0000232293	GAHUMAN, KRIZZA RICA O.	Filipino	40,000	00.00%
68	0000232267	ZHUANG, YUANHAN	Chinese	39,200	00.00%
69	0000240040	XIE, XINGXIA	Chinese	32,400	00.00%
70	0000217233	MARANA JR., CENON BIENVENIDO	Filipino	32,400	00.00%
71	0000202586	AMATONG, ADRIAN MICHAEL A.	Filipino	32,400	00.00%
72	0000202583	RANILLO, ANNA MICHELLE A.	Filipino	32,400	00.00%
73	0000202584	AMATONG, ANTOINETTE MARIE	Filipino	32,400	00.00%
74	0000240069	AKIDAGAIN HOLDINGS INC.	Filipino	30,516	00.00%
75	1900301130	WINDERMERE HOLDINGS, INC.	Filipino	30,480	00.00%
76	2000307377	AKIDAGAIN HOLDINGS, INC.,	Filipino	30,000	00.00%
77	1800300593	ERNESTO A. FRANCISCO	Filipino	30,000	00.00%
78	0000229080	CID, JOHANNA THERESA A.	Filipino	27,600	00.00%

Stock Transfer Service Inc.
SEMIRARA MINING AND POWER CORPORATION
List of Top 100 Stockholders
As of 03/18/2021

Rank	Sth. No.	Name	Citizenship	Holdings	Rank
79	0000225901	BAUTISTA, JOHN A.	Filipino	27,600	00.00%
80	0000226240	FREDA HOLDINGS INC.	Filipino	24,000	00.00%
81	0000232196	KE, CONGMING	Chinese	24,000	00.00%
82	0000228875	YEBES, ROLANDO ENRIQUEZ	Filipino	20,520	00.00%
83	0000232104	JOSE, SEMENARIO E. JOSE OR MARIA LUNINGNING A.	Filipino	20,000	00.00%
84	0000240041	SEMENARIO E. JOSE OR MARIA LUNINGNING A. JOSE	Filipino	20,000	00.00%
85	1800300655	JOSEFINA P. RUFINO	Filipino	20,000	00.00%
86	1900301129	AUGUSTA HOLDINGS, INC.	Filipino	18,000	00.00%
87	0000233828	DIAZ, FERDINAND T.	Filipino	15,000	00.00%
88	0000203012	MARANA, MIGUEL DC	Filipino	14,400	00.00%
89	0000091684	GARCIA, EXEQUIEL	Filipino	12,240	00.00%
90	0000202704	MADERA, GREGORIO	Filipino	12,000	00.00%
91	0000224258	LAPERAL, MA. EDWINA C. ITF MIGUEL DAVID C. LAPERAL	Filipino	12,000	00.00%
92	0000247437	GURPREET SINGH GREWAL	Indian	10,520	00.00%
93	0000196619	OLIZON, ANTONIO C.	Filipino	9,360	00.00%
94	0000201127	CATHAY ASIA SEC., INC.	Filipino	9,120	00.00%
95	0000201125	PATTUGALAN, ROLANDO I.	Filipino	9,120	00.00%
96	0000202456	TANCO, GERALDINE K.	Filipino	8,100	00.00%
97	0000202457	TANCO, MARTIN K.	Filipino	8,100	00.00%
98	0000202458	TANCO, PATRICK K.	Filipino	8,100	00.00%
99	0000202459	TANCO, RONALD K.	Filipino	8,100	00.00%
100	0000240767	MYRA P. VILLANUEVA	Filipino	8,000	00.00%

Total Top 100 Shareholders :

4,251,325,644 99.99%
=====

Total Issued Shares

4,251,637,700
=====

Philippine Depository & Trust Corp.

OUTSTANDING BALANCES FOR A SPECIFIC COMPANY - ADHOC

Company Code - SCC000000000 & Company Name - SEMIRARA MINING AND POWER CORPORATION

Selection Criteria :

Security ID From : SCC00000000000 To : SCC0000000000 Input Date : 03/17/2021

BPNAME	STREETADDRESS	HOLDINGS
UPCC SECURITIES CORP.	UNIT 1202 TOWER ONE AND EXCHANGE PLAZA AYALA AVENUE, MAKATI CITY	163,540.00
A & A SECURITIES, INC.	Rm. 1906 Ayala Ave. Condominium 6776 Ayala Ave., Makati City	836,600.00
A & A SECURITIES, INC.	Rm. 1906 Ayala Ave. Condominium 6776 Ayala Ave., Makati City	1,187,000.00
A & A SECURITIES, INC.	Rm. 1906 Ayala Ave. Condominium 6776 Ayala Ave., Makati City	501,000.00
ABACUS SECURITIES CORPORATION	Unit 2904-A East Tower, PSE Centre Exchange Road, Ortigas Center Pasig City	8,900.00
ABACUS SECURITIES CORPORATION	Unit 2904-A East Tower, PSE Centre Exchange Road, Ortigas Center Pasig City	13,518,081.00
ABACUS SECURITIES CORPORATION	Unit 2904-A East Tower, PSE Centre Exchange Road, Ortigas Center Pasig City	18.00
ABACUS SECURITIES CORPORATION	Unit 2904-A East Tower, PSE Centre Exchange Road, Ortigas Center Pasig City	2,860,000.00

BPNAME	STREETADDRESS	HOLDINGS
PHILSTOCKS FINANCIAL INC	Unit 1101 Orient Square Building Emerald Avenue Ortigas Center, Pasig City	127,520.00
PHILSTOCKS FINANCIAL INC	Unit 1101 Orient Square Building Emerald Avenue Ortigas Center, Pasig City	4,223,519.00
PHILSTOCKS FINANCIAL INC	Unit 1101 Orient Square Building Emerald Avenue Ortigas Center, Pasig City	46,012.00
A. T. DE CASTRO SECURITIES CORP.	UNIT 1107, 11TH FLOOR, PSE TOWER 5TH AVENUE CORNER 28TH STREET, BONIFACIO GLOBAL CITY TAGUIG CITY 1634	957,840.00
ALPHA SECURITIES CORP.	UNIT 3003, ONE CORPORATE CENTRE, 30TH FLOOR, JULIA VARGAS STREET, COR MERALCO AVENUE STREET, ORTIGAS CENTER, PASIG CITY	455,000.00
ALPHA SECURITIES CORP.	UNIT 3003, ONE CORPORATE CENTRE, 30TH FLOOR, JULIA VARGAS STREET, COR MERALCO AVENUE STREET, ORTIGAS CENTER, PASIG CITY	135,000.00
BA SECURITIES, INC.	Rm 401-403 CLMC Bldg, 256-259 EDSA Greenhills Mandaluyong City	90,300.00
BA SECURITIES, INC.	Rm 401-403 CLMC Bldg, 256-259 EDSA Greenhills Mandaluyong City	80,000.00
BA SECURITIES, INC.	Rm 401-403 CLMC Bldg, 256-259 EDSA Greenhills Mandaluyong City	16,720.00

BPNAME	STREETADDRESS	HOLDINGS
AP SECURITIES INCORPORATED	Suites 2002/2004, The Peak, 107 Alfaro St., Salcedo Village, Makati City	74,300.00
AP SECURITIES INCORPORATED	Suites 2002/2004, The Peak, 107 Alfaro St., Salcedo Village, Makati City	3,082,760.00
ANSALDO, GODINEZ & CO., INC.	340 Nueva St., Binondo Manila	671,460.00
AB CAPITAL SECURITIES, INC.	8/F Phinma Plaza 39 Plaza Drive, Rockwell Center Makati City	282,100.00
AB CAPITAL SECURITIES, INC.	8/F Phinma Plaza 39 Plaza Drive, Rockwell Center Makati City	3,460,725.00
AB CAPITAL SECURITIES, INC.	8/F Phinma Plaza 39 Plaza Drive, Rockwell Center Makati City	66,700.00
AB CAPITAL SECURITIES, INC.	8/F Phinma Plaza 39 Plaza Drive, Rockwell Center Makati City	30,240.00
AB CAPITAL SECURITIES, INC.	8/F Phinma Plaza 39 Plaza Drive, Rockwell Center Makati City	2,873,070.00
AB CAPITAL SECURITIES, INC.	8/F Phinma Plaza 39 Plaza Drive, Rockwell Center Makati City	284,900.00

BPNAME	STREETADDRESS	HOLDINGS
SARANGANI SECURITIES, INC.	UNIT 2 D1 VERNIDA I CONDOMINIUM 120 AMORSOLO ST., LEGASPI VILLAGE MAKATI CITY	24,600.00
SB EQUITIES, INC.	7TH FLOOR, SECURITY BANK BLDG., 6776 AYALA AVE., MAKATI CITY	10,743,046.00
SB EQUITIES, INC.	7TH FLOOR, SECURITY BANK BLDG., 6776 AYALA AVE., MAKATI CITY	566,206.00
SB EQUITIES, INC.	7TH FLOOR, SECURITY BANK BLDG., 6776 AYALA AVE., MAKATI CITY	1,080,600.00
SB EQUITIES, INC.	7TH FLOOR, SECURITY BANK BLDG., 6776 AYALA AVE., MAKATI CITY	62,400.00
ASIA PACIFIC CAPITAL EQUITIES & SECURITIES CORP.	24/F Galleria Corporate Center EDSA corner Ortigas Avenue, Pasig City	17,800.00
ASIASEC EQUITIES, INC.	8/F Chatham House 116 Valero cor. V.A. Rufino Sts Salcedo Village, Makati City 1227	8,730,980.00
ASTRA SECURITIES CORPORATION	Units 1204-1205 Ayala Tower One Ayala Ave. cor. Paseo de Roxas Makati City	325,000.00
CHINA BANK SECURITIES CORPORATION	Unit 6f, 6th Floor 8101 Pearl Plaza, Pearl Drive Ortigas Center, Pasig City	5,000.00

BPNAME	STREETADDRESS	HOLDINGS
CHINA BANK SECURITIES CORPORATION	Unit 6f, 6th Floor 8101 Pearl Plaza, Pearl Drive Ortigas Center, Pasig City	1,237,300.00
BELSON SECURITIES, INC.	4th Floor Belson House 271 Edsa, Mandaluyong City	1,199,100.00
BELSON SECURITIES, INC.	4th Floor Belson House 271 Edsa, Mandaluyong City	8,449,100.00
BENJAMIN CO CA & CO., INC.	ROOM 301 DOWNTOWN CENTER BLDG., 516 QUINTIN PAREDES ST., BINONDO, MANILA	325,200.00
B. H. CHUA SECURITIES CORPORATION	872 G. Araneta Avenue, Quezon City	585,150.00
B. H. CHUA SECURITIES CORPORATION	872 G. Araneta Avenue, Quezon City	165,000.00
JAKA SECURITIES CORP.	Unit 814, Ayala Tower I Ayala Ave., Makati City	2,300.00
BPI SECURITIES CORPORATION	11F AYALA NORTH EXCHANGE TOWER 1 6796 AYALA AVENUE CORNER SALCEDO AND AMORSOLO STS. SAN LORENZO, MAKATI CITY PHILIPPINES 1229	518,355.00
BPI SECURITIES CORPORATION	11F AYALA NORTH EXCHANGE TOWER 1 6796 AYALA AVENUE CORNER SALCEDO AND AMORSOLO STS. SAN LORENZO, MAKATI CITY PHILIPPINES 1229	29,461,013.00

BPNAME	STREETADDRESS	HOLDINGS
BPI SECURITIES CORPORATION	11F AYALA NORTH EXCHANGE TOWER 1 6796 AYALA AVENUE CORNER SALCEDO AND AMORSOLO STS. SAN LORENZO, MAKATI CITY PHILIPPINES 1229	78.00
CAMPOS, LANUZA & COMPANY, INC.	2002B PSEC EAST TOWER ECHANGE RD ORTIGAS CENTER PASIG CITY 1605	100,984.00
CAMPOS, LANUZA & COMPANY, INC.	2002B PSEC EAST TOWER ECHANGE RD ORTIGAS CENTER PASIG CITY 1605	1,000.00
SINCERE SECURITIES CORPORATION	1203-A EAST TOWER, PSE BUILDING, EXCHANGE ROAD, ORTIGAS CENTER, SAN ANTONIO, PASIG CITY	2,000.00
CTS GLOBAL EQUITY GROUP, INC.	Rm. 2701-B Tektite Tower Center Exchange Rd, Pasig City	1,848,200.00
CTS GLOBAL EQUITY GROUP, INC.	Rm. 2701-B Tektite Tower Center Exchange Rd, Pasig City	15,600.00
TRITON SECURITIES CORP.	26/F LKG Tower, 6801 Ayala Avenue Makati City	478,340.00
IGC SECURITIES INC.	Suite 1006, Tower I & Exchange Plaza Ayala Triangle, Ayala Avenue Makati City	24,000.00
IGC SECURITIES INC.	Suite 1006, Tower I & Exchange Plaza Ayala Triangle, Ayala Avenue Makati City	388,320.00

BPNAME	STREETADDRESS	HOLDINGS
IGC SECURITIES INC.	Suite 1006, Tower I & Exchange Plaza Ayala Triangle, Ayala Avenue Makati City	1,497,180.00
CUALOPING SECURITIES CORPORATION	UNIT 061 LEVEL 3, AYALA MALLS CIRCUIT, HIPPODROMO STREET, CIRCUIT MAKATI, BRGY. CARMONA, MAKATI CITY 1209, PHILIPPINES	209,080.00
CUALOPING SECURITIES CORPORATION	UNIT 061 LEVEL 3, AYALA MALLS CIRCUIT, HIPPODROMO STREET, CIRCUIT MAKATI, BRGY. CARMONA, MAKATI CITY 1209, PHILIPPINES	20,000.00
DAVID GO SECURITIES CORP.	UNIT 2702D EAST TOWER, PHILIPPINE STOCK EXCHANGE CENTRE, EXCHANGE ROAD, ORTIGAS CENTER, PASIG CITY	438,600.00
DIVERSIFIED SECURITIES, INC.	5/F PDCP Bank Centre, Herrera cor. Alfaro Sts., Salcedo Village, Makati City	1,584,400.00
DIVERSIFIED SECURITIES, INC.	5/F PDCP Bank Centre, Herrera cor. Alfaro Sts., Salcedo Village, Makati City	129,000.00
E. CHUA CHIACO SECURITIES, INC.	113 Renta St., Binondo, Manila	1,148,400.00
EAST WEST CAPITAL CORPORATION	2/F U-Bix Building 1331 Angono St., Makati City	792,000.00
EASTERN SECURITIES DEVELOPMENT CORPORATION	1701 Tytana Ctr. Bldg, Binondo, Manila	2,546,760.00

BPNAME	STREETADDRESS	HOLDINGS
EQUITIWORLD SECURITIES, INC.	807-809 Philippine Stock Exchange Ayala Tower 1, Ayala Avenue Makati City	145,940.00
EVERGREEN STOCK BROKERAGE & SEC., INC.	Suite 606 - 607, 6th Floor, Tower One Phil. Stock Exchange Plaza, Ayala Triangle, Ayala Ave. Makati City	972,740.00
EVERGREEN STOCK BROKERAGE & SEC., INC.	Suite 606 - 607, 6th Floor, Tower One Phil. Stock Exchange Plaza, Ayala Triangle, Ayala Ave. Makati City	162,080.00
EVERGREEN STOCK BROKERAGE & SEC., INC.	Suite 606 - 607, 6th Floor, Tower One Phil. Stock Exchange Plaza, Ayala Triangle, Ayala Ave. Makati City	44,000.00
EVERGREEN STOCK BROKERAGE & SEC., INC.	Suite 606 - 607, 6th Floor, Tower One Phil. Stock Exchange Plaza, Ayala Triangle, Ayala Ave. Makati City	15,000.00
FIRST ORIENT SECURITIES, INC.	UNIT 1709 17TH FLOOR PHILIPPINE STOCK EXCHANGE TOWER 5TH AVENUE CORNER 28TH STREET BONIFACIO GLOBAL CITY, TAGUIG CITY	114,940.00
FIRST ORIENT SECURITIES, INC.	UNIT 1709 17TH FLOOR PHILIPPINE STOCK EXCHANGE TOWER 5TH AVENUE CORNER 28TH STREET BONIFACIO GLOBAL CITY, TAGUIG CITY	120,000.00
F. YAP SECURITIES, INC.	17TH FLOOR LEPANTO BUILDING 8747 PASEO DE ROXAS, MAKATI CITY	4,900.00
F. YAP SECURITIES, INC.	17TH FLOOR LEPANTO BUILDING 8747 PASEO DE ROXAS, MAKATI CITY	516,319.00

BPNAME	STREETADDRESS	HOLDINGS
F. YAP SECURITIES, INC.	17TH FLOOR LEPANTO BUILDING 8747 PASEO DE ROXAS, MAKATI CITY	2,985,000.00
F. YAP SECURITIES, INC.	17TH FLOOR LEPANTO BUILDING 8747 PASEO DE ROXAS, MAKATI CITY	400,000.00
F. YAP SECURITIES, INC.	17TH FLOOR LEPANTO BUILDING 8747 PASEO DE ROXAS, MAKATI CITY	66,000.00
AURORA SECURITIES, INC.	UNIT 2405A WEST TOWER PHILIPPINE STOCK EXCHANGE CENTRE ORTIGAS, PASIG CITY	60,500.00
GLOBALINKS SECURITIES & STOCKS, INC.	# 706 Ayala Tower One Ayala Avenue Cor. Paseo de Roxas St. Makati City	359,752.00
GLOBALINKS SECURITIES & STOCKS, INC.	# 706 Ayala Tower One Ayala Avenue Cor. Paseo de Roxas St. Makati City	4,382,476.00
GLOBALINKS SECURITIES & STOCKS, INC.	# 706 Ayala Tower One Ayala Avenue Cor. Paseo de Roxas St. Makati City	106,800.00
GLOBALINKS SECURITIES & STOCKS, INC.	# 706 Ayala Tower One Ayala Avenue Cor. Paseo de Roxas St. Makati City	214.00
JSG SECURITIES, INC.	4th Floor, A&T Building, 244 Escolta Street, Binondo, Manila	43,200.00

BPNAME	STREETADDRESS	HOLDINGS
GOLDSTAR SECURITIES, INC.	2201-B East Tower, PSE Centre Exchange Rd, Ortigas Center Pasig City	322,700.00
GUILD SECURITIES, INC.	Unit 1215 Tower One & Exchange Plaza Ayala Ave., Makati City	1,924,700.00
GUILD SECURITIES, INC.	Unit 1215 Tower One & Exchange Plaza Ayala Ave., Makati City	231,000.00
HDI SECURITIES, INC.	UNIT 2305-B 23/F ORIENT SQUARE BLDG., F. ORTIGAS, JR. ROAD, ORTIGAS CENTRE, PASIG CITY, 1605	1,500.00
HDI SECURITIES, INC.	UNIT 2305-B 23/F ORIENT SQUARE BLDG., F. ORTIGAS, JR. ROAD, ORTIGAS CENTRE, PASIG CITY, 1605	1,006,520.00
HDI SECURITIES, INC.	UNIT 2305-B 23/F ORIENT SQUARE BLDG., F. ORTIGAS, JR. ROAD, ORTIGAS CENTRE, PASIG CITY, 1605	27,500.00
HDI SECURITIES, INC.	UNIT 2305-B 23/F ORIENT SQUARE BLDG., F. ORTIGAS, JR. ROAD, ORTIGAS CENTRE, PASIG CITY, 1605	1,000.00
H. E. BENNETT SECURITIES, INC.	Rm. 1704 World Trade Exchange Bldg., 215 Juan Luna St., Binondo, Manila	137,000.00
H. E. BENNETT SECURITIES, INC.	Rm. 1704 World Trade Exchange Bldg., 215 Juan Luna St., Binondo, Manila	62,000.00

BPNAME	STREETADDRESS	HOLDINGS
I. B. GIMENEZ SECURITIES, INC.	3/F NEW ROSARIO ORTIGAS ARCADE, NO. 42, ORTIGAS EXTENSION, ROSARIO, PASIG CITY	15,640.00
INVESTORS SECURITIES, INC,	Unit 604-605 Tower One & Exchange Plaza Ayala Triangle, Ayala Ave. cor Paseo de Roxas Makati City	1,917,300.00
IMPERIAL,DE GUZMAN,ABALOS & CO.,INC.	Ground Floor, EDSA Central Square Shaw Boulevard, Mandaluyong City	8,000.00
IMPERIAL,DE GUZMAN,ABALOS & CO.,INC.	Ground Floor, EDSA Central Square Shaw Boulevard, Mandaluyong City	179,810.00
IMPERIAL,DE GUZMAN,ABALOS & CO.,INC.	Ground Floor, EDSA Central Square Shaw Boulevard, Mandaluyong City	4,000.00
INTRA-INVEST SECURITIES, INC.	11/F ACT Tower, 135 Sen. Gil Puyat Ave., Salcedo Vill., Makati City	72,600.00
INTRA-INVEST SECURITIES, INC.	11/F ACT Tower, 135 Sen. Gil Puyat Ave., Salcedo Vill., Makati City	16,800.00
J.M. BARCELON & CO., INC.	#5 PENNSYLVANNIA STREET, NEW MANILA, QUEZON CITY	25,500.00
J.M. BARCELON & CO., INC.	#5 PENNSYLVANNIA STREET, NEW MANILA, QUEZON CITY	30,000.00

BPNAME	STREETADDRESS	HOLDINGS
VALUE QUEST SECURITIES CORPORATION	45 SWALLOW DRIVE GREENMEADOWS QUEZON CITY 1100	2,846,500.00
STRATEGIC EQUITIES CORP.	Unit 610-611 PSE Plaza, Tower I, Ayala Triangle, Ayala Ave., Makati City	52,220.00
STRATEGIC EQUITIES CORP.	Unit 610-611 PSE Plaza, Tower I, Ayala Triangle, Ayala Ave., Makati City	30,500.00
STRATEGIC EQUITIES CORP.	Unit 610-611 PSE Plaza, Tower I, Ayala Triangle, Ayala Ave., Makati City	558,180.00
LARRGO SECURITIES CO., INC.	Rm. 202 2/F Rufino Building, Ayala Avenue, Makati City	102,600.00
LOPEZ, LOCSIN, LEDESMA & CO., INC.	405 URBAN BUILDING, SEN. GIL. PUYAT AVENUE, MAKATI CITY	34,968.00
LOPEZ, LOCSIN, LEDESMA & CO., INC.	405 URBAN BUILDING, SEN. GIL. PUYAT AVENUE, MAKATI CITY	19,800.00
LUCKY SECURITIES, INC.	Unit 1402-B PSE Center Exchange Road, Ortigas Center Pasig City	922,700.00
LUCKY SECURITIES, INC.	Unit 1402-B PSE Center Exchange Road, Ortigas Center Pasig City	113,200.00

BPNAME	STREETADDRESS	HOLDINGS
LUYS SECURITIES COMPANY, INC.	28/F LKG Tower 6801 Ayala Ave. Makati City	413,000.00
LUYS SECURITIES COMPANY, INC.	28/F LKG Tower 6801 Ayala Ave. Makati City	300.00
MANDARIN SECURITIES CORPORATION	28/F LKG Tower 6801 Ayala Ave. Makati City	15,000.00
MANDARIN SECURITIES CORPORATION	28/F LKG Tower 6801 Ayala Ave. Makati City	65,800.00
MANDARIN SECURITIES CORPORATION	28/F LKG Tower 6801 Ayala Ave. Makati City	720.00
COL Financial Group, Inc.	2401-B EAST TOWER, PSE CENTER, EXCHANGE ROAD, ORTIGAS CENTER 1605 PASIG CITY	2,314,865.00
COL Financial Group, Inc.	2401-B EAST TOWER, PSE CENTER, EXCHANGE ROAD, ORTIGAS CENTER 1605 PASIG CITY	72,473,710.00
DA MARKET SECURITIES, INC.	Unit 2402-B West Tower, PSE Center Exchange Road, Ortigas Center Pasig City	2,450,620.00
MERCANTILE SECURITIES CORP.	UNIT 1102 THE PSE TOWER, ONE BONIFACIO HIGH STREET, 5TH AVENUE CORNER 28TH STREET, BONIFACIO GLOBAL CITY, FORT BONIFACIO, TAGUIG CITY	459,300.00

BPNAME	STREETADDRESS	HOLDINGS
MERIDIAN SECURITIES, INC.	Suite 2702B&C Tektite Tower I Ortigas Centre, Pasig City	1,076,140.00
MDR SECURITIES, INC.	UNIT 1608 PHILIPPINE STOCK EXCHANGE TOWER 28TH ST. COR. 5TH BONIFACIO GLOBAL CITY TAGUIG CITY	4,400.00
MDR SECURITIES, INC.	UNIT 1608 PHILIPPINE STOCK EXCHANGE TOWER 28TH ST. COR. 5TH BONIFACIO GLOBAL CITY TAGUIG CITY	63,100.00
REGIS PARTNERS, INC.	23/F Tower I, Ayala Triangle, Makati City	365.00
REGIS PARTNERS, INC.	23/F Tower I, Ayala Triangle, Makati City	135,000.00
REGIS PARTNERS, INC.	23/F Tower I, Ayala Triangle, Makati City	36,211,940.00
REGIS PARTNERS, INC.	23/F Tower I, Ayala Triangle, Makati City	4,107,400.00
MOUNT PEAK SECURITIES, INC.	#748 C.K. Bldg., Juan Luna St., Binondo, Manila	3,040.00
NEW WORLD SECURITIES CO., INC.	UNIT 2608 WORLD TRADE EXCHANGE BLDG. 215 JUAN LUNA ST. BINONDO, MANILA 1006	389,900.00

BPNAME	STREETADDRESS	HOLDINGS
OPTIMUM SECURITIES CORPORATION	No. 11 E. O. Bldg., United St. cor. 2nd St. Bo. Kapitolyo, Pasig City	951,680.00
RCBC SECURITIES, INC.	Unit 1008 Tower I & Exchange Plaza Ayala Avenue, Makati City	950,000.00
RCBC SECURITIES, INC.	Unit 1008 Tower I & Exchange Plaza Ayala Avenue, Makati City	1,465,409.00
RCBC SECURITIES, INC.	Unit 1008 Tower I & Exchange Plaza Ayala Avenue, Makati City	1,400.00
RCBC SECURITIES, INC.	Unit 1008 Tower I & Exchange Plaza Ayala Avenue, Makati City	132,000.00
RCBC SECURITIES, INC.	Unit 1008 Tower I & Exchange Plaza Ayala Avenue, Makati City	30,300.00
RCBC SECURITIES, INC.	Unit 1008 Tower I & Exchange Plaza Ayala Avenue, Makati City	14,500.00
RCBC SECURITIES, INC.	Unit 1008 Tower I & Exchange Plaza Ayala Avenue, Makati City	100.00
PAN ASIA SECURITIES CORP.	UNIT L2L20-09 PHILIPPINE STOCK EXCHANGE TOWER, 5TH AVE., COR. 28TH STREET, BONIFACIO GLOBAL CITY	130,000.00

BPNAME	STREETADDRESS	HOLDINGS
PAPA SECURITIES CORPORATION	GROUND FLOOR, ACE BUILDING, DE LA ROSA CORNER RADA ST., LEGASPI VILLAGE, MAKATI CITY	4,774,909.00
PAPA SECURITIES CORPORATION	GROUND FLOOR, ACE BUILDING, DE LA ROSA CORNER RADA ST., LEGASPI VILLAGE, MAKATI CITY	1,870,700.00
MAYBANK ATR KIM ENG SECURITIES, INC.	17/F Tower One & Exchange Plaza, Ayala Triangle, Ayala Avenue Makati City	3,630,670.00
MAYBANK ATR KIM ENG SECURITIES, INC.	17/F Tower One & Exchange Plaza, Ayala Triangle, Ayala Avenue Makati City	2,438,362.00
MAYBANK ATR KIM ENG SECURITIES, INC.	17/F Tower One & Exchange Plaza, Ayala Triangle, Ayala Avenue Makati City	4,400.00
MAYBANK ATR KIM ENG SECURITIES, INC.	17/F Tower One & Exchange Plaza, Ayala Triangle, Ayala Avenue Makati City	666,700.00
MAYBANK ATR KIM ENG SECURITIES, INC.	17/F Tower One & Exchange Plaza, Ayala Triangle, Ayala Avenue Makati City	324,228.00
MAYBANK ATR KIM ENG SECURITIES, INC.	17/F Tower One & Exchange Plaza, Ayala Triangle, Ayala Avenue Makati City	600,000.00
PNB SECURITIES, INC.	3/F PNB Financial Center Roxas Blvd., Pasay City	12,560.00

BPNAME	STREETADDRESS	HOLDINGS
PNB SECURITIES, INC.	3/F PNB Financial Center Roxas Blvd., Pasay City	2,108,500.00
PREMIUM SECURITIES, INC.	UNIT L2L11-14 PHILIPPINE STOCK EXCHANGE BLDG., 5TH AVE. COR. 28TH ST., ONE BONIFACIO HIGH STREET, BONIFACIO GLOBAL CITY	97,200.00
SALISBURY BKT SECURITIES CORPORATION	SALISBURY BKT SECURITIES CORP U1214 PSE TOWER ONE AND EXCHANGE PLAZA AYALA AVENUE MAKATI CITY	80,000.00
SALISBURY BKT SECURITIES CORPORATION	SALISBURY BKT SECURITIES CORP U1214 PSE TOWER ONE AND EXCHANGE PLAZA AYALA AVENUE MAKATI CITY	77.00
QUALITY INVESTMENTS & SECURITIES CORPORATION	Suite 1602 Tytana Plaza Oriente St, Binondo Manila	987,884.00
R & L INVESTMENTS, INC.	675 Lee St., Mandaluyong City	6,600.00
ALAKOR SECURITIES CORPORATION	9/F Quad Alpha Centrum, 125 Pioneer St. Mandaluyong City	75,500.00
ALAKOR SECURITIES CORPORATION	9/F Quad Alpha Centrum, 125 Pioneer St. Mandaluyong City	127,000.00
R. COYIUTO SECURITIES, INC.	5/F Corinthian Plaza, Paseo de Roxas, Legaspi Village Makati City	10,000.00

BPNAME	STREETADDRESS	HOLDINGS
R. COYIUTO SECURITIES, INC.	5/F Corinthian Plaza, Paseo de Roxas, Legaspi Village Makati City	843,420.00
REGINA CAPITAL DEVELOPMENT CORPORATION	UNIT 1809-1810 PSE TOWER 5TH AVENUE COR 28TH ST. BONIFACIO GLOBAL CITY TAGUIG CITY	900.00
REGINA CAPITAL DEVELOPMENT CORPORATION	UNIT 1809-1810 PSE TOWER 5TH AVENUE COR 28TH ST. BONIFACIO GLOBAL CITY TAGUIG CITY	7,650,280.00
REGINA CAPITAL DEVELOPMENT CORPORATION	UNIT 1809-1810 PSE TOWER 5TH AVENUE COR 28TH ST. BONIFACIO GLOBAL CITY TAGUIG CITY	3,888,600.00
REGINA CAPITAL DEVELOPMENT CORPORATION	UNIT 1809-1810 PSE TOWER 5TH AVENUE COR 28TH ST. BONIFACIO GLOBAL CITY TAGUIG CITY	1,000,000.00
REGINA CAPITAL DEVELOPMENT CORPORATION	UNIT 1809-1810 PSE TOWER 5TH AVENUE COR 28TH ST. BONIFACIO GLOBAL CITY TAGUIG CITY	118,900.00
REGINA CAPITAL DEVELOPMENT CORPORATION	UNIT 1809-1810 PSE TOWER 5TH AVENUE COR 28TH ST. BONIFACIO GLOBAL CITY TAGUIG CITY	25,500.00
R. NUBLA SECURITIES, INC.	Rm 405 Co Ban Kiat Building II, 231 Juan Luna St., Binondo, Manila	7,157,040.00
R. NUBLA SECURITIES, INC.	Rm 405 Co Ban Kiat Building II, 231 Juan Luna St., Binondo, Manila	12,000,000.00

BPNAME	STREETADDRESS	HOLDINGS
R. NUBLA SECURITIES, INC.	Rm 405 Co Ban Kiat Building II, 231 Juan Luna St., Binondo, Manila	158,500.00
AAA SOUTHEAST EQUITIES, INCORPORATED	Ground Floor, Fortune Life Building #162 Legaspi St., Legaspi Village Makati City	200.00
AAA SOUTHEAST EQUITIES, INCORPORATED	Ground Floor, Fortune Life Building #162 Legaspi St., Legaspi Village Makati City	900,900.00
R. S. LIM & CO., INC.	1509 Galvani Street San Isidro, Makati City	1,430,600.00
RTG & COMPANY, INC.	UNIT 602 TOWER ONE AND EXCHANGE PLAZA, AYALA TRIANGLE, AYALA AVENUE, MAKATI CITY	987,100.00
S.J. ROXAS & CO., INC.	1412 PSE TOWER 5TH AVENUE COR. 28TH STREET, BONIFACIO GLOBAL CITY, TAGUIG CITY	581,100.00
S.J. ROXAS & CO., INC.	1412 PSE TOWER 5TH AVENUE COR. 28TH STREET, BONIFACIO GLOBAL CITY, TAGUIG CITY	3,200.00
SECURITIES SPECIALISTS, INC.	8/F LTA BLDG 118 PEREA ST LEGASPI VILLAGE MAKATI CITY 1226	55,540.00
SECURITIES SPECIALISTS, INC.	8/F LTA BLDG 118 PEREA ST LEGASPI VILLAGE MAKATI CITY 1226	4,445,106.00

BPNAME	STREETADDRESS	HOLDINGS
FIDELITY SECURITIES, INC.	2103-B PSE Centre, Exchange Road, Ortigas, Pasig City	36,400.00
SUMMIT SECURITIES, INC.	UNIT 2102-B, 21ST FLOOR, EAST TEKTITE TOWER PHIL. STOCK EXCHANGE CENTER, EXCHANGE ROAD ORTIGAS CENTER, PASIG CITY	1,694,520.00
SUMMIT SECURITIES, INC.	UNIT 2102-B, 21ST FLOOR, EAST TEKTITE TOWER PHIL. STOCK EXCHANGE CENTER, EXCHANGE ROAD ORTIGAS CENTER, PASIG CITY	1,027,000.00
STANDARD SECURITIES CORPORATION	#34 Jefferson St., GHW, San Juan Metro Manila	376,260.00
TANSENGCO & CO., INC.	U-2308 World Trade Exchange Condominium 215 Juan Luna St., Binondo, Manila	1,000.00
TANSENGCO & CO., INC.	U-2308 World Trade Exchange Condominium 215 Juan Luna St., Binondo, Manila	304,100.00
THE FIRST RESOURCES MANAGEMENT & SECURITIES CORP.	Rms. 801-802, PSE Tower 1 Ayala Ave., cor. Paseo de Roxas, Ayala Triangle, Makati City	986,800.00
THE FIRST RESOURCES MANAGEMENT & SECURITIES CORP.	Rms. 801-802, PSE Tower 1 Ayala Ave., cor. Paseo de Roxas, Ayala Triangle, Makati City	714,740.00
TOWER SECURITIES, INC.	1802-C TEKTITE TOWER 1, EXCHANGE ROAD, ORTIGAS CENTER, PASIG CITY	967,980.00

BPNAME	STREETADDRESS	HOLDINGS
TOWER SECURITIES, INC.	1802-C TEKTITE TOWER 1, EXCHANGE ROAD, ORTIGAS CENTER, PASIG CITY	12,000.00
TRANS-ASIA SECURITIES, INC.	RM. 601-S, STATE CENTRE, 333 JUAN LUNA ST. BINONDO MANILA	103,000.00
TRANS-ASIA SECURITIES, INC.	RM. 601-S, STATE CENTRE, 333 JUAN LUNA ST. BINONDO MANILA	25,000.00
APEX PHILIPPINES EQUITIES CORPORATION	Unit 902, Antel Corporate Center, No. 139 Valero St., Salcedo Vill., Makati City	14,800.00
UCPB SECURITIES, INC.	Suite 1612, 16/F Ayala Tower I Exchange Plaza, Ayala Ave. cor. Paseo de Roxas Makati City	8,307,040.00
UOB KAY HIAN SECURITIES (PHILS.), INC.	UNIT 1902-A, L.V. LOCSIN BUILDING 6752 MAKATI AVENUE, COR AYALA AVENUE 1226 MAKATI CITY, PHILIPPINES	8,000.00
VENTURE SECURITIES, INC.	Unit 811 Tower One & Exchange Plaza Ayala Triangle Ayala Ave. cor. Paseo de Roxas Makati City	20,000.00
VENTURE SECURITIES, INC.	Unit 811 Tower One & Exchange Plaza Ayala Triangle Ayala Ave. cor. Paseo de Roxas Makati City	366,760.00
VENTURE SECURITIES, INC.	Unit 811 Tower One & Exchange Plaza Ayala Triangle Ayala Ave. cor. Paseo de Roxas Makati City	18,600.00

BPNAME	STREETADDRESS	HOLDINGS
VENTURE SECURITIES, INC.	Unit 811 Tower One & Exchange Plaza Ayala Triangle Ayala Ave. cor. Paseo de Roxas Makati City	9,800.00
FIRST METRO SECURITIES BROKERAGE CORP.	Unit 1515, 15/F Ayala Tower One Ayala Triangle, Ayala Ave. cor Paseo de Roxas Makati City	42,800.00
FIRST METRO SECURITIES BROKERAGE CORP.	Unit 1515, 15/F Ayala Tower One Ayala Triangle, Ayala Ave. cor Paseo de Roxas Makati City	277,100.00
FIRST METRO SECURITIES BROKERAGE CORP.	Unit 1515, 15/F Ayala Tower One Ayala Triangle, Ayala Ave. cor Paseo de Roxas Makati City	10,147,804.00
FIRST METRO SECURITIES BROKERAGE CORP.	Unit 1515, 15/F Ayala Tower One Ayala Triangle, Ayala Ave. cor Paseo de Roxas Makati City	27,646,944.00
FIRST METRO SECURITIES BROKERAGE CORP.	Unit 1515, 15/F Ayala Tower One Ayala Triangle, Ayala Ave. cor Paseo de Roxas Makati City	170,600.00
FIRST METRO SECURITIES BROKERAGE CORP.	Unit 1515, 15/F Ayala Tower One Ayala Triangle, Ayala Ave. cor Paseo de Roxas Makati City	50,240.00
WEALTH SECURITIES, INC.	15TH FLOOR PSE TOWER 5TH AVENUE CORNER 28TH ST. BONIFACIO GLOBAL CITY TAGUIG CITY	1,262,400.00
WEALTH SECURITIES, INC.	15TH FLOOR PSE TOWER 5TH AVENUE CORNER 28TH ST. BONIFACIO GLOBAL CITY TAGUIG CITY	2,066,448.00

BPNAME	STREETADDRESS	HOLDINGS
WEALTH SECURITIES, INC.	15TH FLOOR PSE TOWER 5TH AVENUE CORNER 28TH ST. BONIFACIO GLOBAL CITY TAGUIG CITY	30,036.00
WEALTH SECURITIES, INC.	15TH FLOOR PSE TOWER 5TH AVENUE CORNER 28TH ST. BONIFACIO GLOBAL CITY TAGUIG CITY	80.00
WESTLINK GLOBAL EQUITIES, INC.	6/F Philippine Stock Exchange Plaza Ayala Avenue, Makati City	41,400.00
BERNAD SECURITIES, INC.	3/F 1033 M.H. del Pilar St. Ermita, Manila	105,000.00
WONG SECURITIES CORPORATION	1402-B A. Mabini St., cor. Sta. Monica St., Ermita, Manila	12,800.00
WONG SECURITIES CORPORATION	1402-B A. Mabini St., cor. Sta. Monica St., Ermita, Manila	4,000.00
YAO & ZIALCITA, INC.	Yao & Zialcita, Inc., 5G Vernida I Condominium, 120 Amorsolo St., Legaspi Village, Makati City	100,000.00
YAO & ZIALCITA, INC.	Yao & Zialcita, Inc., 5G Vernida I Condominium, 120 Amorsolo St., Legaspi Village, Makati City	7,108,500.00
PHIL-PROGRESS SECURITIES CORPORATION	Rm. 110 PPL Bldg., U.N. Ave. Cor. San Marcelino St., Manila	60,000.00

BPNAME	STREETADDRESS	HOLDINGS
YU & COMPANY, INC.	UNIT 1606B EAST TOWER, PSE CENTER, EXCHANGE ROAD, ORTIGAS CENTER, PASIG CITY 1605	427,200.00
BDO SECURITIES CORPORATION	27/F Tower I & Exchange Plaza Ayala Ave., Makati City	1,527,000.00
BDO SECURITIES CORPORATION	27/F Tower I & Exchange Plaza Ayala Ave., Makati City	36,357,027.00
BDO SECURITIES CORPORATION	27/F Tower I & Exchange Plaza Ayala Ave., Makati City	59,196,355.00
BDO SECURITIES CORPORATION	27/F Tower I & Exchange Plaza Ayala Ave., Makati City	2,712.00
BDO SECURITIES CORPORATION	27/F Tower I & Exchange Plaza Ayala Ave., Makati City	1,400,900.00
EAGLE EQUITIES, INC.	179 Kaimito St. Valle Verde II, Pasig City	5,140.00
EAGLE EQUITIES, INC.	179 Kaimito St. Valle Verde II, Pasig City	544,306.00
EAGLE EQUITIES, INC.	179 Kaimito St. Valle Verde II, Pasig City	60,000.00

BPNAME	STREETADDRESS	HOLDINGS
GOLDEN TOWER SECURITIES & HOLDINGS, INC.	4-B Vernida I Condominium, 120 Amorsolo St., Legaspi Village, Makati City	41,500.00
SOLAR SECURITIES, INC.	Unit 3002-A East Tower, Phil. Stock Exchange Centre, Exchange Road, Ortigas Complex, Pasig City	2,015,760.00
G.D. TAN & COMPANY, INC.	Unit 2203-A East Tower, PSE Center Exchange Road, Ortigas Center, Pasig City	123,900.00
G.D. TAN & COMPANY, INC.	Unit 2203-A East Tower, PSE Center Exchange Road, Ortigas Center, Pasig City	58,020.00
VC SECURITIES CORPORATION	6TH FLOOR WILSON CORPORATE CENTER, 225 A WILSON ST. GREENHILLS, SAN JUAN	4,906,100.00
VC SECURITIES CORPORATION	6TH FLOOR WILSON CORPORATE CENTER, 225 A WILSON ST. GREENHILLS, SAN JUAN	58,440.00
CLSA PHILIPPINES, INC.	Trafalgar Plaza, Unit 17-D, 105 H.V. dela Costa St., Salcedo Vill., Makati City	68.00
CLSA PHILIPPINES, INC.	Trafalgar Plaza, Unit 17-D, 105 H.V. dela Costa St., Salcedo Vill., Makati City	466,000.00
PHILIPPINE EQUITY PARTNERS, INC.	Unit 19C Citibank Tower Citibank Plaza 8741 Paseo de Roxas Makati City	68.00

BPNAME	STREETADDRESS	HOLDINGS
PHILIPPINE EQUITY PARTNERS, INC.	Unit 19C Citibank Tower Citibank Plaza 8741 Paseo de Roxas Makati City	4,052,900.00
UNICAPITAL SECURITIES INC.	4F Majalco Bldg Benavidez cor Trasierra Sts Legaspi Vill., Makati City	316,400.00
UNICAPITAL SECURITIES INC.	4F Majalco Bldg Benavidez cor Trasierra Sts Legaspi Vill., Makati City	2,244,601.00
UNICAPITAL SECURITIES INC.	4F Majalco Bldg Benavidez cor Trasierra Sts Legaspi Vill., Makati City	123,500.00
UNICAPITAL SECURITIES INC.	4F Majalco Bldg Benavidez cor Trasierra Sts Legaspi Vill., Makati City	24.00
UNICAPITAL SECURITIES INC.	4F Majalco Bldg Benavidez cor Trasierra Sts Legaspi Vill., Makati City	23,640.00
UNICAPITAL SECURITIES INC.	4F Majalco Bldg Benavidez cor Trasierra Sts Legaspi Vill., Makati City	30,020.00
UNICAPITAL SECURITIES INC.	4F Majalco Bldg Benavidez cor Trasierra Sts Legaspi Vill., Makati City	89,600.00
SunSecurities, Inc.	UNIT 1604 EAST TEKTITE TOWER CENTRE, PHIL. STOCK EXCHANGE CENTRE EXCHANGE ROAD, BRGY. SAN ANTONIO, ORTIGAS CENTER, PASIG CITY	1,943,000.00

BPNAME	STREETADDRESS	HOLDINGS
SunSecurities, Inc.	UNIT 1604 EAST TEKTITE TOWER CENTRE, PHIL. STOCK EXCHANGE CENTRE EXCHANGE ROAD, BRGY. SAN ANTONIO, ORTIGAS CENTER, PASIG CITY	652,500.00
COHERCO SECURITIES, INC.	8TH FLOOR HERCO CENTER, 114 BENAVIDEZ STREET LEGASPI VILLAGE, MAKATI CITY	21,240.00
TIMSON SECURITIES, INC.	UNIT 3310 ROBINSON'S EQUITABLE TOWER ADB AVE. CORNER POVEDA, ORTIGAS	32,600.00
BANCO DE ORO - TRUST BANKING GROUP	17/F, South Tower, BDO Corporate Centre cor H.V. Dela Costa and Makati Avenue Makati City City	522,610.00
BANCO DE ORO - TRUST BANKING GROUP	17/F, South Tower, BDO Corporate Centre cor H.V. Dela Costa and Makati Avenue Makati City City	3,656,320.00
BANK OF COMMERCE - TRUST SERVICES GROUP	PHIL FIRST BUILDING, 6764 AYALA AVE., MAKATI CITY PHILIPPINES	194,900.00
BANK OF COMMERCE - TRUST SERVICES GROUP	PHIL FIRST BUILDING, 6764 AYALA AVE., MAKATI CITY PHILIPPINES	481,540.00
COCOPLANS, INC.	5/F RUFINO PLAZA, AYALA AVE. COR. V.A. RUFINO ST., MAKATI CITY	10,000.00
CHINA BANKING CORPORATION - TRUST GROUP	8/F CBC Building, 8745 Paseo de Roxas cor. Villar Streets Makati City	226,040.00

BPNAME	STREETADDRESS	HOLDINGS
CHINA BANKING CORPORATION - TRUST GROUP	8/F CBC Building, 8745 Paseo de Roxas cor. Villar Streets Makati City	2,284,200.00
CITIBANK N.A.	2/F CITIBANK CENTER 8741 PASEO DE ROXAS MAKATI CITY	17,374,658.00
CITIBANK N.A.	2/F CITIBANK CENTER 8741 PASEO DE ROXAS MAKATI CITY	46,845,490.00
DEUTSCHE BANK MANILA-CLIENTS A/C	26/F Ayala Tower One Ayala Triangle, Makati City	64,395,202.00
DEUTSCHE BANK MANILA-CLIENTS A/C	26/F ayala Tower One, Ayala Triangle, Makati City	19,639,400.00
GOVERNMENT SERVICE INSURANCE SYSTEM	GSIS Hqs., Financial Center Roxas Blvd., Pasay City	58,946,238.00
THE HONGKONG AND SHANGHAI BANKING CORP. LTD. -CLIENTS' ACCT.	HSBC Securities Services 12th Floor, The Enterprise Center, Tower I 6766 Ayala Avenue corner Paseo de Roxas Makati City	25,271,266.00
THE HONGKONG AND SHANGHAI BANKING CORP. LTD. -CLIENTS' ACCT.	HSBC Securities Services 12th Floor, The Enterprise Center, Tower I 6766 Ayala Avenue corner Paseo de Roxas Makati City	26,304,852.00
THE HONGKONG AND SHANGHAI BANKING CORP. LTD. -CLIENTS' ACCT.	HSBC Securities Services 12th Floor, The Enterprise Center, Tower I 6766 Ayala Avenue corner Paseo de Roxas Makati City	869,800.00

BPNAME	STREETADDRESS	HOLDINGS
LAND BANK OF THE PHILIPPINES	Land Bank Plaza 1598 M.H. del Pilar cor Quintos Sts., Malate Manila	2,554,800.00
AB CAPITAL & INVESTMENT CORP. - TRUST & INVESTMENT DIV.	G/F, Asianbank Centre Bldg., Sen. Gil Puyat Extension cor. Tordesillas St., Salcedo Village Makati City	1,740.00
AB CAPITAL & INVESTMENT CORP. - TRUST & INVESTMENT DIV.	G/F, Asianbank Centre Bldg., Sen. Gil Puyat Extension cor. Tordesillas St., Salcedo Village Makati City	259,868.00
ASIA UNITED BANK - TRUST & INVESTMENT GROUP	347 G/F Morning Star Bldg. Sen. Gil Puyat, Makati City	86,400.00
UNITED COCONUT PLANTERS LIFE ASSURANCE CORPORATION	6774 Cocolife Building, Ayala Avenue, Makati City	8,900,000.00
UNITED COCONUT PLANTERS LIFE ASSURANCE CORPORATION	6774 Cocolife Building, Ayala Avenue, Makati City	24,000.00
SSS PROVIDENT FUND	8F SSS BLDG. EAST AVENUE, DILIMAN QUEZON CITY	5,636,390.00
PNB TRUST BANKING GROUP	3/F PNB Financial Center Roxas Blvd., Pasay City	3,231,204.00
PNB TRUST BANKING GROUP	3/F PNB Financial Center Roxas Blvd., Pasay City	6,539,240.00

BPNAME	STREETADDRESS	HOLDINGS
EASTWEST BANKING CORPORATION - TRUST DIVISION	20/F PBCOM TOWER, AYALA AVE., MAKATI CITY	255,000.00
RCBC TRUST & INVESTMENT DIVISION	9TH FLOOR, YUCHENGCO TOWER 1, RCBC PLAZA, 6819 AYALA AVENUE CORNER GIL PUYAT AVENUE, MAKATI CITY	622,100.00
RCBC TRUST & INVESTMENT DIVISION	9TH FLOOR, YUCHENGCO TOWER 1, RCBC PLAZA, 6819 AYALA AVENUE CORNER GIL PUYAT AVENUE, MAKATI CITY	1,278,180.00
RCBC TRUST & INVESTMENT DIVISION	9TH FLOOR, YUCHENGCO TOWER 1, RCBC PLAZA, 6819 AYALA AVENUE CORNER GIL PUYAT AVENUE, MAKATI CITY	69,300.00
RCBC TRUST & INVESTMENT DIVISION - VARIOUS TAXABLE ACCTS	9TH FLOOR, YUCHENGCO TOWER 1, RCBC PLAZA, 6819 AYALA AVENUE CORNER GIL PUYAT AVENUE, MAKATI CITY	207,000.00
RCBC TRUST & INVESTMENT DIVISION - VARIOUS TAXABLE ACCTS	9TH FLOOR, YUCHENGCO TOWER 1, RCBC PLAZA, 6819 AYALA AVENUE CORNER GIL PUYAT AVENUE, MAKATI CITY	3,280.00
STANDARD CHARTERED BANK	6756 Ayala Avenue Makati City	23,225,780.00
STANDARD CHARTERED BANK	6756 Ayala Avenue Makati City	12,599,400.00
MBTC - TRUST BANKING GROUP	5/F Metrobank Plaza Sen. Gil J. Puyat Ave. Makati City	38,300.00

BPNAME	STREETADDRESS	HOLDINGS
MBTC - TRUST BANKING GROUP	5/F Metrobank Plaza Sen. Gil J. Puyat Ave. Makati City	687,710.00
MBTC - TRUST BANKING GROUP	5/F Metrobank Plaza Sen. Gil J. Puyat Ave. Makati City	71,750.00
MBTC - TRUST BANKING GROUP	5/F Metrobank Plaza Sen. Gil J. Puyat Ave. Makati City	361,150.00
SOCIAL SECURITY SYSTEM	SSS Bldg., East Ave., Diliman, Quezon City	143,460,136.00
SOCIAL SECURITY SYSTEM	SSS Bldg., East Ave., Diliman, Quezon City	14,046,946.00
UNITED COCONUT PLANTERS BANK- TRUST BANKING	5/F, UCPB Bldg., Makati Ave. Makati City	748,230.00
UNITED FUND, INC.	Cocolife Building, Ayala Avenue, Makati City	240,000.00
	Total Holdings:	987,852,554.00

If no written notice of any error or correction is received by PDTC within five (5) calendar days from receipt hereof, you shall be deemed to have accepted the accuracy and completeness of the details indicated in this report. This document is computer generated and requires no signature.

**STATEMENT OF MANAGEMENT'S RESPONSIBILITY
FOR CONSOLIDATED FINANCIAL STATEMENTS**

The management of **SEMIRARA MINING AND POWER CORPORATION** is responsible for the preparation and fair presentation of the **consolidated financial statements** including the schedules attached therein, for the years ended December 31, 2020 and 2019, in accordance with prescribed financial reporting framework indicated therein, and for such internal control as management determines is necessary to enable the preparation of financial statements that are free from material misstatement, whether due to fraud or error.


In preparing the financial statements, management is responsible for assessing the Company's ability to continue as a going concern, disclosing, as applicable matters related to going concern and using the going concern basis of accounting unless management either intends to liquidate the Company or to cease operations, or has no realistic alternative but to do so.


The Board of Directors is responsible for overseeing the Company's financial reporting process.

The Board of Directors reviews and approves the financial statements including the schedules attached therein, and submits the same to the stockholders.

SyCip Gorres Velayo & Co., the independent auditors, appointed by the stockholders has audited the consolidated financial statements of the Company in accordance with Philippine Standards on Auditing, and in its report to the stockholders, has expressed its opinion on the fairness of presentation upon completion of such audit.

Signed this 3rd day of March 2021.


ISIDRO A. CONSUNJI
Chairman of the Board &
Chief Executive Officer



JUNALINA S. TABOR
Chief Finance Officer


SUBSCRIBED AND SWORN, to before me on this 3rd day MAR 19 2021 ,
at Muntinlupa City , Metro Manila, affiants exhibited to me:

Name	Passport No.	Expiry Date/Place Issued
Isidro A. Consunji	P2690001B	July 30, 2029/DFA, Manila
Junalina S. Tabor	P8721996A	September 11, 2028/DFA, Manila

who has satisfactory proven to me their identities through their valid identification cards bearing their photographs and signatures, and that they are the same persons who personally signed before me the foregoing and acknowledged that they executed the same.

Doc. No. 524 ;
Page No. 105 ;
Book No. VII ;
Series of 2021.




MARIA JOSEFINA R. ALFONSO
Notary Public, Muntinlupa City
Appointment No. 11-19-022 until 31 December 2020
Unit 505, Richville Corporate Tower, 1107 Alabang Zapote Rd.
Ayala Alabang, Muntinlupa City 1780
Roll No. 66867
BSP License No. 010211, PRC Chapter
PTR No. 3252164; 01/05/2019; Muntinlupa City
MCLE Compliance No. VI-0015310; 11/10/2018

COVER SHEET

for
AUDITED FINANCIAL STATEMENTS

SEC Registration Number

0	0	0	0	0	0	0	0	9	1	4	4	7
---	---	---	---	---	---	---	---	---	---	---	---	---

COMPANY NAME

S	E	M	I	R	A	R	A		M	I	N	I	N	G		A	N	D		P	O	W	E	R		C	O	R	P
O	R	A	T	I	O	N		A	N	D		S	U	B	S	I	D	I	A	R	I	E	S						

PRINCIPAL OFFICE (No. / Street / Barangay / City / Town / Province)

2	/	F		D	M	C	I		P	L	a	z	a	,		2	2	8	1		D	o	n		C	h	i	n	o
R	o	c	e	s		A	v	e	n	u	e	,		M	a	k	a	t	i		C	i	t	y					

Form Type

A	A	F	S
---	---	---	---

Department requiring the report

C	R	M	D
---	---	---	---

Secondary License Type, If Applicable

N	/	A
---	---	---

COMPANY INFORMATION

Company's Email Address www.semiraramining.com	Company's Telephone Number 8888-3000 / 8888-3955	Mobile Number N/A
No. of Stockholders 731	Annual Meeting (Month / Day) First Monday of May	Fiscal Year (Month / Day) December 31

CONTACT PERSON INFORMATION

The designated contact person ***MUST*** be an Officer of the Corporation

Name of Contact Person Ms. Junalina S. Tabor	Email Address jstabor@semirarampc.com	Telephone Number/s 8888-3025	Mobile Number N/A
--	---	--	-----------------------------

CONTACT PERSON'S ADDRESS

2/F DMCI Plaza, 2281 Don Chino Roces Avenue, Makati City

NOTE 1: In case of death, resignation or cessation of office of the officer designated as contact person, such incident shall be reported to the Commission within thirty (30) calendar days from the occurrence thereof with information and complete contact details of the new contact person designated.
2: All Boxes must be properly and completely filled-up. Failure to do so shall cause the delay in updating the corporation's records with the Commission and/or non-receipt of Notice of Deficiencies. Further, non-receipt of Notice of Deficiencies shall not excuse the corporation from liability for its deficiencies.



INDEPENDENT AUDITOR'S REPORT

The Board of Directors and Stockholders
Semirara Mining and Power Corporation
2/F DMCI Plaza
2281 Don Chino Roces Avenue
Makati City

Opinion

We have audited the consolidated financial statements of Semirara Mining and Power Corporation and its subsidiaries (the Group), which comprise the consolidated statements of financial position as at December 31, 2020 and 2019, and the consolidated statements of comprehensive income, consolidated statements of changes in equity and consolidated statements of cash flows for each of the three years in the period ended December 31, 2020, and notes to the consolidated financial statements, including a summary of significant accounting policies.

In our opinion, the accompanying consolidated financial statements present fairly, in all material respects, the consolidated financial position of the Group as at December 31, 2020 and 2019, and its consolidated financial performance and its consolidated cash flows for each of the three years in the period ended December 31, 2020 in accordance with Philippine Financial Reporting Standards (PFRSs).

Basis for Opinion

We conducted our audits in accordance with Philippine Standards on Auditing (PSAs). Our responsibilities under those standards are further described in the *Auditor's Responsibilities for the Audit of the Consolidated Financial Statements* section of our report. We are independent of the Group in accordance with the Code of Ethics for Professional Accountants in the Philippines (Code of Ethics) together with the ethical requirements that are relevant to our audit of the consolidated financial statements in the Philippines, and we have fulfilled our other ethical responsibilities in accordance with these requirements and the Code of Ethics. We believe that the audit evidence we have obtained is sufficient and appropriate to provide a basis for our opinion.

Key Audit Matters

Key audit matters are those matters that, in our professional judgment, were of most significance in our audit of the consolidated financial statements of the current period. These matters were addressed in the context of our audit of the consolidated financial statements as a whole, and in forming our opinion thereon, and we do not provide a separate opinion on these matters. For each matter below, our description of how our audit addressed the matter is provided in that context.

We have fulfilled the responsibilities described in the *Auditor's Responsibilities for the Audit of the Consolidated Financial Statements* section of our report, including in relation to these matters. Accordingly, our audit included the performance of procedures designed to respond to our assessment of the risks of material misstatement of the consolidated financial statements. The results of our audit procedures, including the procedures performed to address the matters below, provide the basis for our audit opinion on the accompanying consolidated financial statements.



Estimation of Provision for Decommissioning and Mine Site Rehabilitation Costs

The Group has recognized provision for decommissioning and mine site rehabilitation costs for the open pit mines of its coal mining activities amounting to ₱254.53 million as of December 31, 2020. This matter is important to our audit because the amount involved is material and the estimation of the provision requires the exercise of significant management judgment and estimation, including the use of assumptions, such as the costs of backfilling, reforestation, and maintenance of the rehabilitated area, inflation rate, and discount rate.

Relevant information on the provision for decommissioning and mine site rehabilitation costs are disclosed in Notes 3 and 16 to the consolidated financial statements.

Audit response

We obtained an understanding of and performed test of controls of management's processes and controls in the estimation of future decommissioning and mine site rehabilitation costs. We evaluated the competence, capabilities and objectivity of the mine site engineers and reviewed the relevant mine rehabilitation plan prepared by the Group's Mine Planning and Exploration Department and its Environment Department. We inquired of changes in the mine plan and in the cash flow assumptions, including management's bases for identifying and estimating the costs for various mine rehabilitation and closure activities, such as backfilling, reforestation and maintenance of the rehabilitated area. We compared the timing of the expected cash flows with reference to the rehabilitation plan for the open pit mines. We compared the cost estimates to billings, invoices and official receipts. We also evaluated the discount and inflation rates used by comparing these to external data.

Recoverability of Property, Plant and Equipment with Indicators of Impairment

The Group has yet to obtain a supply agreement for its gas turbine plant with a carrying value of ₱1,073.94 million as of December 31, 2020. Also, the joint venture agreement for the development of a thermal power plant, with a carrying value of ₱282.71 million was terminated during the year. These conditions are impairment indicators for which the Group is required under PFRSs to test the recoverability of the relevant items of property, plant and equipment.

This is a key audit matter because the amounts are material to the consolidated financial statements and the assessment of recoverability requires significant judgment and involves estimation and assumptions about future electricity demand and supply, as well as external inputs such as electricity and coal prices, diesel costs, inflation rate and discount rates. In addition, because of the coronavirus pandemic, there is heightened level of uncertainty on the future economic outlook and market forecast.

The relevant information on this matter are disclosed in Notes 3, 8, 10 and 29 to the consolidated financial statements.

Audit response

We involved our internal specialist in evaluating the methodology and the assumptions used in the estimation of recoverable amounts. With respect to future electricity demand, we tested the reasonableness of the inputs to the forecasted revenue based on current and historical dependable



capacity, electricity prices and growth rate, taking into consideration the impact associated with the coronavirus pandemic. We compared the electricity prices, coal prices, diesel costs and inflation rate with externally published data.

We tested the parameters used in the determination of the discount rates against the discount rates of comparable companies.

In addition, we reviewed the Group's disclosures about those assumptions to which the outcome of the impairment test is most sensitive, specifically those that have the most significant effect on the determination of the recoverable amount of property, plant and equipment.

Estimation of Mineable Ore Reserves

The Group's coal mining properties totaling to ₱5,160.28 million as of December 31, 2020 are amortized using the units-of-production method. Under this method, management is required to estimate the volume of mineable ore reserves for the remaining life of the mine which is a key input to the amortization of the coal mining properties. This matter is significant to our audit because the estimation of the mineable ore reserves of the Group's coal mines requires use of assumptions and significant estimation from management's specialists.

The related information on the estimation of mineable ore reserves and related coal mining properties are discussed in Notes 3 and 10 to the consolidated financial statements.

Audit response

We obtained an understanding of and performed test of controls on management's processes and controls in the estimation of mineable ore reserves. We evaluated the competence, capabilities and objectivity of management's internal specialists engaged by the Group to perform an assessment of the ore reserves. We reviewed the internal specialists' report and obtained an understanding of the nature, scope and objectives of their work and basis of estimates, including the changes in the reserves during the year. We also tested the application of the estimated ore reserves in the amortization of mining properties.

Other Information

Management is responsible for the other information. The other information comprises the information included in the SEC Form 20-IS (Definitive Information Statement), SEC Form 17-A and Annual Report for the year ended December 31, 2020, but does not include the consolidated financial statements and our auditor's report thereon. The SEC Form 20-IS, SEC Form 17-A and Annual Report for the year ended December 31, 2020 are expected to be made available to us after the date of this auditor's report.

Our opinion on the consolidated financial statements does not cover the other information and we will not express any form of assurance conclusion thereon.

In connection with our audits of the consolidated financial statements, our responsibility is to read the other information identified above when it becomes available and, in doing so, consider whether the other information is materially inconsistent with the consolidated financial statements or our knowledge obtained in the audits, or otherwise appears to be materially misstated.



Responsibilities of Management and Those Charged with Governance for the Consolidated Financial Statements

Management is responsible for the preparation and fair presentation of the consolidated financial statements in accordance with PFRSs, and for such internal control as management determines is necessary to enable the preparation of consolidated financial statements that are free from material misstatement, whether due to fraud or error.

In preparing the consolidated financial statements, management is responsible for assessing the Group's ability to continue as a going concern, disclosing, as applicable, matters related to going concern and using the going concern basis of accounting unless management either intends to liquidate the Group or to cease operations, or has no realistic alternative but to do so.

Those charged with governance are responsible for overseeing the Group's financial reporting process.

Auditor's Responsibilities for the Audit of the Consolidated Financial Statements

Our objectives are to obtain reasonable assurance about whether the consolidated financial statements as a whole are free from material misstatement, whether due to fraud or error, and to issue an auditor's report that includes our opinion. Reasonable assurance is a high level of assurance, but is not a guarantee that an audit conducted in accordance with PSAs will always detect a material misstatement when it exists. Misstatements can arise from fraud or error and are considered material if, individually or in the aggregate, they could reasonably be expected to influence the economic decisions of users taken on the basis of these consolidated financial statements.

As part of an audit in accordance with PSAs, we exercise professional judgment and maintain professional skepticism throughout the audit. We also:

- Identify and assess the risks of material misstatement of the consolidated financial statements, whether due to fraud or error, design and perform audit procedures responsive to those risks, and obtain audit evidence that is sufficient and appropriate to provide a basis for our opinion. The risk of not detecting a material misstatement resulting from fraud is higher than for one resulting from error, as fraud may involve collusion, forgery, intentional omissions, misrepresentations, or the override of internal control.
- Obtain an understanding of internal control relevant to the audit in order to design audit procedures that are appropriate in the circumstances, but not for the purpose of expressing an opinion on the effectiveness of the Group's internal control.
- Evaluate the appropriateness of accounting policies used and the reasonableness of accounting estimates and related disclosures made by management.
- Conclude on the appropriateness of management's use of the going concern basis of accounting and, based on the audit evidence obtained, whether a material uncertainty exists related to events or conditions that may cast significant doubt on the Group's ability to continue as a going concern. If we conclude that a material uncertainty exists, we are required to draw attention in our auditor's report to the related disclosures in the consolidated financial statements or, if such disclosures are



inadequate, to modify our opinion. Our conclusions are based on the audit evidence obtained up to the date of our auditor's report. However, future events or conditions may cause the Group to cease to continue as a going concern.

- Evaluate the overall presentation, structure and content of the consolidated financial statements, including the disclosures, and whether the consolidated financial statements represent the underlying transactions and events in a manner that achieves fair presentation.
- Obtain sufficient appropriate audit evidence regarding the financial information of the entities or business activities within the Group to express an opinion on the consolidated financial statements. We are responsible for the direction, supervision and performance of the audit. We remain solely responsible for our audit opinion.

We communicate with those charged with governance regarding, among other matters, the planned scope and timing of the audit and significant audit findings, including any significant deficiencies in internal control that we identify during our audit.

We also provide those charged with governance with a statement that we have complied with relevant ethical requirements regarding independence, and to communicate with them all relationships and other matters that may reasonably be thought to bear on our independence, and where applicable, related safeguards.

From the matters communicated with those charged with governance, we determine those matters that were of most significance in the audit of the consolidated financial statements of the current period and are therefore the key audit matters. We describe these matters in our auditor's report unless law or regulation precludes public disclosure about the matter or when, in extremely rare circumstances, we determine that a matter should not be communicated in our report because the adverse consequences of doing so would reasonably be expected to outweigh the public interest benefits of such communication.

The engagement partner on the audit resulting in this independent auditor's report is
Dhonabee B. Señeres.

SYCIP GORRES VELAYO & CO.



Dhonabee B. Señeres

Partner

CPA Certificate No. 97133

SEC Accreditation No. 1196-AR-2 (Group A),

October 18, 2018, valid until October 17, 2021

Tax Identification No. 201-959-816

BIR Accreditation No. 08-001998-098-2020,

November 27, 2020, valid until November 26, 2023

PTR No. 8534366, January 4, 2021, Makati City

March 3, 2021



SEMIRARA MINING AND POWER CORPORATION AND SUBSIDIARIES
CONSOLIDATED STATEMENTS OF FINANCIAL POSITION

	December 31	
	2020	2019
ASSETS		
Current Assets		
Cash and cash equivalents (Notes 4, 30, 31 and 32)	₱8,084,589,496	₱6,457,084,709
Receivables (Notes 5, 19, 30 and 31)	3,669,234,219	3,641,501,084
Inventories (Notes 7, 10 and 21)	10,740,142,357	10,219,569,761
Other current assets (Notes 6, 9 and 29)	805,492,732	1,284,979,604
Total Current Assets	23,299,458,804	21,603,135,158
Noncurrent Assets		
Property, plant and equipment (Notes 10 and 12)	45,792,738,168	47,630,629,428
Right-of-use assets (Note 11)	156,848,975	175,979,686
Investment in a joint venture (Note 8)	–	45,217,497
Deferred tax assets - net (Note 26)	854,996,538	888,181,062
Other noncurrent assets (Notes 6, 9, 12, 30 and 31)	1,041,682,098	1,865,980,855
Total Noncurrent Assets	47,846,265,779	50,605,988,528
	₱71,145,724,583	₱72,209,123,686
LIABILITIES AND EQUITY		
Current Liabilities		
Trade and other payables (Notes 15, 19, 30 and 31)	8,306,875,283	8,451,093,045
Short-term loans (Notes 13, 30 and 31)	5,425,000,000	2,070,000,000
Current portion of long-term debt (Notes 14, 30 and 31)	2,775,355,754	3,459,433,544
Current portion of lease liabilities (Notes 11, 30 and 31)	13,923,691	14,171,369
Total Current Liabilities	16,521,154,728	13,994,697,958
Noncurrent Liabilities		
Long-term debt - net of current portion (Notes 14, 30 and 31)	11,673,716,060	13,067,601,460
Lease liabilities - net of current portion (Notes 11, 30 and 31)	89,095,024	93,366,249
Provision for decommissioning and site rehabilitation costs (Notes 3 and 16)	279,202,621	522,804,859
Pension liabilities (Note 20)	397,545,236	294,753,397
Total Noncurrent Liabilities	12,439,558,941	13,978,525,965
Total Liabilities	28,960,713,669	27,973,223,923
Equity		
Capital stock (Notes 17 and 30)	4,264,609,290	4,264,609,290
Additional paid-in capital (Note 30)	6,675,527,411	6,675,527,411
Retained earnings (Notes 18 and 30):		
Unappropriated	26,807,243,576	28,833,678,689
Appropriated	5,300,000,000	5,300,000,000
Net remeasurement losses on pension plan (Notes 20 and 30)	(122,842,685)	(98,388,949)
Treasury shares (Notes 17 and 30)	(739,526,678)	(739,526,678)
Total Equity	42,185,010,914	44,235,899,763
	₱71,145,724,583	₱72,209,123,686

See accompanying Notes to Consolidated Financial Statements.



SEMIRARA MINING AND POWER CORPORATION AND SUBSIDIARIES
CONSOLIDATED STATEMENTS OF COMPREHENSIVE INCOME

	Years Ended December 31		
	2020	2019	2018
REVENUE FROM CONTRACTS WITH CUSTOMERS (Note 33)			
Coal	₱16,488,547,162	₱29,085,433,388	₱23,185,658,133
Power	11,761,821,344	15,166,671,920	18,782,854,690
	28,250,368,506	44,252,105,308	41,968,512,823
COSTS OF SALES (Notes 21 and 33)			
Coal	12,280,311,958	17,783,785,669	12,262,084,112
Power	7,419,105,537	8,863,373,331	8,582,086,177
	19,699,417,495	26,647,159,000	20,844,170,289
GROSS PROFIT	8,550,951,011	17,604,946,308	21,124,342,534
OPERATING EXPENSES (Notes 22 and 33)	(4,554,061,716)	(7,364,921,176)	(7,775,795,327)
INCOME FROM OPERATIONS	3,996,889,295	10,240,025,132	13,348,547,207
OTHER INCOME (CHARGES) - Net			
Finance income (Notes 24 and 33)	45,872,939	282,983,032	129,168,367
Finance costs (Notes 23 and 33)	(1,094,820,551)	(1,316,867,512)	(942,934,975)
Foreign exchange gains (losses) - net (Note 33)	154,685,877	(8,674,131)	(388,310,437)
Other income - net (Notes 25 and 33)	316,719,609	186,198,604	608,411,854
	(577,542,126)	(856,360,007)	(593,665,191)
INCOME BEFORE INCOME TAX	3,419,347,169	9,383,665,125	12,754,882,016
PROVISION FOR (BENEFIT FROM) INCOME TAX (Notes 26 and 33)	132,597,757	(295,125,686)	729,500,958
NET INCOME	3,286,749,412	9,678,790,811	12,025,381,058
OTHER COMPREHENSIVE INCOME (LOSS)			
Item not to be reclassified to profit or loss in subsequent periods			
Remeasurement gains (losses) on pension plan (Note 20)	(34,933,908)	(89,133,039)	71,775,630
Income tax effect	10,480,172	26,739,912	(21,532,689)
	(24,453,736)	(62,393,127)	50,242,941
TOTAL COMPREHENSIVE INCOME	₱3,262,295,676	₱9,616,397,684	₱12,075,623,999
Basic/Diluted Earnings per Share (Note 27)	₱0.77	₱2.28	₱2.83

See accompanying Notes to Consolidated Financial Statements.



SEMIRARA MINING AND POWER CORPORATION AND SUBSIDIARIES
CONSOLIDATED STATEMENTS OF CHANGES IN EQUITY

	Capital Stock (Note 17)	Additional Paid-in Capital	Retained Earnings		Net Remeasurement Loss on Pension Plan (Note 20)	Treasury Shares (Note 17)	Total
			Unappropriated (Note 18)	Appropriated (Note 18)			
For the Year Ended December 31, 2020							
Balances as of January 1, 2020	₱4,264,609,290	₱6,675,527,411	₱28,833,678,689	₱5,300,000,000	(₱98,388,949)	(₱739,526,678)	₱44,235,899,763
Comprehensive income							
Net income	–	–	3,286,749,412	–	–	–	3,286,749,412
Other comprehensive loss	–	–	–	–	(24,453,736)	–	(24,453,736)
Total comprehensive income (loss)	–	–	3,286,749,412	–	(24,453,736)	–	3,262,295,676
Cash dividends declared (Note 18)	–	–	(5,313,184,525)	–	–	–	(5,313,184,525)
Balances as of December 31, 2020	₱4,264,609,290	₱6,675,527,411	₱26,807,243,576	₱5,300,000,000	(₱122,842,685)	(₱739,526,678)	₱42,185,010,914
For the Year Ended December 31, 2019							
Balances as of January 1, 2019	₱4,264,609,290	₱6,675,527,411	₱20,468,072,403	₱9,300,000,000	(₱35,995,822)	(₱739,526,678)	₱39,932,686,604
Comprehensive income							
Net income	–	–	9,678,790,811	–	–	–	9,678,790,811
Other comprehensive loss	–	–	–	–	(62,393,127)	–	(62,393,127)
Total comprehensive income (loss)	–	–	9,678,790,811	–	(62,393,127)	–	9,616,397,684
Cash dividends declared (Note 18)	–	–	(5,313,184,525)	–	–	–	(5,313,184,525)
Reversal of appropriation (Note 18)	–	–	4,000,000,000	(4,000,000,000)	–	–	–
Balances as of December 31, 2019	₱4,264,609,290	₱6,675,527,411	₱28,833,678,689	₱5,300,000,000	(₱98,388,949)	(₱739,526,678)	₱44,235,899,763
For the Year Ended December 31, 2018							
Balances as of January 1, 2018	₱4,264,609,290	₱6,675,527,411	₱18,013,400,740	₱9,300,000,000	(₱86,238,763)	(₱487,919,538)	₱37,679,379,140
Acquisition of treasury shares	–	–	–	–	–	(251,607,140)	(251,607,140)
Comprehensive income							
Net income	–	–	12,025,381,058	–	–	–	12,025,381,058
Other comprehensive income	–	–	–	–	50,242,941	–	50,242,941
Total comprehensive income	–	–	12,025,381,058	–	50,242,941	–	12,075,623,999
Cash dividends declared (Note 18)	–	–	(9,570,709,395)	–	–	–	(9,570,709,395)
Balances as of December 31, 2018	₱4,264,609,290	₱6,675,527,411	₱20,468,072,403	₱9,300,000,000	(₱35,995,822)	(₱739,526,678)	₱39,932,686,604

See accompanying Notes to Consolidated Financial Statements.



SEMIRARA MINING AND POWER CORPORATION AND SUBSIDIARIES
CONSOLIDATED STATEMENTS OF CASH FLOWS

	Years Ended December 31		
	2020	2019	2018
CASH FLOWS FROM OPERATING ACTIVITIES			
Income before income tax	₱3,419,347,169	₱9,383,665,125	₱12,754,882,016
Adjustments for:			
Depreciation and amortization (Notes 10, 11, 12, 21 and 22)	6,280,597,948	6,923,044,039	7,784,475,344
Finance costs (Note 23)	1,094,820,551	1,316,867,512	942,934,975
Provision for impairment losses (Notes 10 and 22)	157,196,754	166,474,665	–
Pension expense, net of contributions (Note 20)	70,889,130	692,535	60,980,688
Net unrealized foreign exchange gains (losses)	68,737,670	139,226,570	(53,699,447)
Equity in net earnings of joint venture (Note 8)	(306,874)	(690,954)	(380,459)
Gain on sale of equipment (Notes 10 and 25)	(67,002,889)	(12,000,005)	(22,683,458)
Finance income (Note 24)	(45,872,940)	(282,983,032)	(129,168,367)
Unrealized loss (gain) on financial asset at FVPL (Note 6)	–	245,443,777	(25,775,773)
Provision for decommissioning and site rehabilitation (Note 21)	–	–	436,522,946
Operating income before changes in operating assets and liabilities	10,978,406,519	17,879,740,232	21,748,088,465
Changes in operating assets and liabilities:			
Decrease (increase) in:			
Receivables	(47,706,197)	3,513,775,127	(825,846,621)
Other current assets	479,486,872	2,666,679,312	(2,033,777,003)
Inventories	(221,480,470)	2,769,576,176	(5,557,602,875)
Decrease in trade and other payables	(312,307,323)	(1,486,026,563)	(780,257,360)
Decrease in provision for decommissioning and site rehabilitation costs	–	(14,543,926)	(1,598,420,875)
Cash generated from operations	10,876,399,401	25,329,200,358	10,952,183,731
Interest received (Note 24)	75,968,005	282,983,032	129,168,367
Income taxes paid	(78,615,783)	(193,027,854)	(729,088,556)
Interest paid	(1,043,688,003)	(1,270,024,784)	(841,687,302)
Pension settlement (Note 20)	(13,348,477)	(11,071,731)	(7,417,414)
Net cash provided by operating activities	9,816,715,143	24,138,059,021	9,503,158,826
CASH FLOWS FROM INVESTING ACTIVITIES			
Additions to:			
Property, plant and equipment (including borrowing cost) (Notes 10 and 32)	(5,483,531,298)	(11,634,346,801)	(9,528,471,843)
Computer software (Note 12)	(4,562,479)	(10,326,053)	(10,640,402)
Investment in a joint venture (Note 8)	(56,500,000)	–	–
Proceeds from sale of equipment (Note 10)	546,586,932	12,000,005	158,610,324
Decrease (increase) in other noncurrent assets (Notes 11 and 12)	(818,116,520)	(742,661,592)	808,263,986
Net cash used in investing activities	(4,179,890,325)	(12,375,334,441)	(8,572,237,935)

(Forward)



	Years Ended December 31		
	2020	2019	2018
CASH FLOWS FROM FINANCING ACTIVITIES			
Proceeds from availments of loans (Notes 13, 14 and 32)	₱4,980,000,000	₱47,494,250,000	₱7,859,848,705
Payments of:			
Loans (Notes 13, 14 and 32)	(3,702,514,285)	(49,417,912,229)	(5,526,691,188)
Principal portion of lease liabilities (Notes 11, 30 and 31)	(5,245,912)	(10,868,143)	-
Dividends (Notes 18 and 32)	(5,313,211,592)	(5,313,293,707)	(9,571,357,480)
Acquisition of treasury shares (Notes 17 and 32)	-	-	(251,607,140)
Net cash used in financing activities	(4,040,971,789)	(7,247,824,079)	(7,489,807,103)
EFFECT OF EXCHANGE RATE CHANGES ON CASH AND CASH EQUIVALENTS	31,651,757	39,232,685	(9,070,942)
NET INCREASE (DECREASE) IN CASH AND CASH EQUIVALENTS	1,627,504,787	4,554,133,186	(6,567,957,154)
CASH AND CASH EQUIVALENTS AT BEGINNING OF YEAR	6,457,084,709	1,902,951,523	8,470,908,677
CASH AND CASH EQUIVALENTS AT END OF YEAR (Note 4)	₱8,084,589,496	₱6,457,084,709	₱1,902,951,523

See accompanying Notes to Consolidated Financial Statements.



SEMIRARA MINING AND POWER CORPORATION AND SUBSIDIARIES

NOTES TO CONSOLIDATED FINANCIAL STATEMENTS

1. Corporate Information

Semirara Mining and Power Corporation (SMPC or the Parent Company) is a corporation incorporated in the Philippines on February 26, 1980. The Parent Company's registered and principal office address is at 2/F DMCI Plaza, 2281 Don Chino Roces Avenue, Makati City. The Parent Company's shares of stock are listed and currently traded at the Philippine Stock Exchange (PSE). The Parent Company is a 56.65%-owned subsidiary of DMCI Holdings, Inc. (DMCI-HI), a publicly-listed entity in the Philippines and its ultimate parent company.

The Parent Company and its subsidiaries are collectively referred to herein as "the Group".

The Group's primary purpose is to search for, prospect, explore, dig and drill, mine, exploit, extract, produce, mill, purchase or otherwise acquire, store, hold transport, use experiment with, market, distribute, exchange, sell and otherwise dispose of, import, export and handle, trade, and generally deal in, ship coal, coke, and other coal products of all grades, kinds, forms, descriptions and combinations and in general the products and by-products which may be derived, produced, prepared, developed, compounded, made or manufactured there; to acquire, own, maintain and exercise the rights and privileges under the coal operating contract within the purview of Presidential Decree No. 972, "The Coal Development Act of 1976", and any amendments thereto and to acquire, expand, rehabilitate and maintain power generating plants, develop fuel for generation of electricity and sell electricity to any person or entity through electricity markets, among others.

The consolidated financial statements as of December 31, 2020 and 2019 and for each of the three years in the period ended December 31, 2020, were authorized for issue by the Board of Directors (BOD) on March 3, 2021.

2. Summary of Significant Accounting Policies

Basis of Preparation

The consolidated financial statements of the Group have been prepared on a historical cost basis, except for financial assets at fair value through profit or loss (FVPL) that have been measured at fair value. The Parent Company's functional currency and the Group's presentation currency is the Philippine Peso (₱). All amounts are rounded off to the nearest Peso, except for earnings per share and par value information or unless otherwise indicated.

Statement of Compliance

The consolidated financial statements of the Group have been prepared in compliance with Philippine Financial Reporting Standards (PFRSs), which include the availment of the relief granted by the SEC under Memorandum Circular No. 14, Series of 2018, Memorandum Circular No. 3, Series of 2019 and Memorandum Circular No. 4, Series of 2020.

PFRSs include Philippine Financial Reporting Standards, Philippine Accounting Standards and Interpretations issued by Philippine Interpretations Committee (PIC).



Basis of Consolidation

The consolidated financial statements comprise the financial statements of the Parent Company and the following subsidiaries (which are all incorporated in the Philippines) as of December 31, 2020 and 2019, and for each of the three years in the period ended December 31, 2020:

	Effective Rates of Ownership		
	2020	2019	2018
Sem-Calaca Power Corporation (SCPC)	100.00 %	100.00 %	100.00%
Sem-Calaca RES Corporation (SCRC) ¹	100.00	100.00	100.00
Southwest Luzon Power Generation Corporation (SLPGC)	100.00	100.00	100.00
SEM-Cal Industrial Park Developers, Inc. (SIPDI)	100.00	100.00	100.00
Semirara Claystone, Inc. (SCI)	100.00	100.00	100.00
Semirara Energy Utilities, Inc. (SEUI)	100.00	100.00	100.00
Southeast Luzon Power Generation Corporation (SELPGC) ²	100.00	100.00	100.00
St. Raphael Power Generation Corporation (SRPGC) ³	100.00	-	-

1. Wholly-owned subsidiary of SCPC. Started commercial operations on August 29, 2018.
2. Formerly SEM-Balayan Power Generation Corporation (SBPGC).
3. During the year, SMPC entered into a deed of assignment for acquisition of remaining 50% ownership interest in SRPGC. The acquisition of SRPGC was accounted for as an asset acquisition (see Note 3).

Except for SCPC, SLPGC and SCRC, the other subsidiaries have not yet started commercial operations as of December 31, 2020.

The consolidated financial statements are prepared using uniform accounting policies for like transactions and other events in similar circumstances. All intra-group assets and liabilities, equity, income, expenses, dividends and cash flows relating to transactions between components of the Group are eliminated in full on consolidation.

Consolidation of a subsidiary begins when the Group obtains control over the subsidiary and ceases when the Group loses control of the subsidiary. Assets, liabilities, income and expenses of a subsidiary acquired or disposed of during the year are included in the consolidated financial statements from the date the Group gains control until the date the Group ceases to control the subsidiary.

Control is achieved when the entity is exposed, or has rights, to variable returns from its involvement with the investee and has the ability to affect those returns through its power over the investee.

Specifically, the entity controls an investee if and only if the entity has the following element:

- Power over the investee (i.e., existing rights that give it the current ability to direct the relevant activities of the investee)
- Exposure, or rights, to variable returns from its involvement with the investee, and
- The ability to use its power over the investee to affect its returns.

Generally, there is a presumption that a majority of voting rights results in control. To support the presumption and when the entity has less than a majority of the voting or similar rights of an investee, the entity considers all relevant facts and circumstances in assessing whether it has power over an investee, including:

- The contractual arrangement with the other vote holders of the investee
- Rights arising from other contractual arrangements
- The Group's voting and potential voting rights

The Group re-assesses whether or not it controls an investee if facts and circumstances indicate that there are changes to one or more of the three elements of control.



When necessary, adjustments are made to the financial statements of subsidiaries to bring their accounting policies into line with the Group's accounting policies.

A change in the ownership interest of a subsidiary without a loss of control is accounted for as an equity transaction. If the entity loses control over a subsidiary, it:

- Derecognizes the related assets (including goodwill), liabilities, non-controlling interests (NCI) and other components of equity,
- Recognizes the fair value of the consideration received, the fair value of any investment retained and any surplus or deficit in profit or loss.
- Reclassifies the parent's share of components previously recognized in other comprehensive income to profit or loss or retained earnings, as appropriate.

Business Combination and Goodwill

Business combinations are accounted for using the acquisition method. This involves recognizing identifiable assets (including previously unrecognized intangible assets) and liabilities (including contingent liabilities and excluding future restructuring) of the acquired business at fair value. The cost of an acquisition is measured as the aggregate of the consideration transferred, measured at acquisition date fair value and the amount of any non-controlling interest in the acquiree. For each business combination, the Group elects whether to measure the non-controlling interest in the acquiree either at fair value or at the proportionate share of the acquiree's identifiable net assets. Transaction costs incurred are charge to expense in the consolidated statement of comprehensive income.

When the Group acquires a business, it assesses the financial assets and financial liabilities assumed for appropriate classification and designation in accordance with the contractual terms, economic circumstances and pertinent conditions as at the acquisition date. This includes the separation of embedded derivatives in host contracts by the acquiree. If the business combination is achieved in stages, the acquisition date fair value of the acquirer's previously held equity interest in the acquiree is remeasured to fair value at the acquisition date through profit or loss.

Any contingent consideration to be transferred by the acquirer will be recognized at fair value at the acquisition date. Subsequent changes to the fair value of the contingent consideration which is deemed to be an asset or liability are recognized in accordance with PFRS 9 either in profit or loss or as change to other comprehensive income. If the contingent consideration is classified as equity, it is not remeasured and its subsequent settlement is accounted for within equity.

Goodwill is initially measured at cost (being the excess of the aggregate of the consideration transferred and the amount recognized for non-controlling interests and any previous interest held over the net identifiable assets acquired and liabilities assumed). If the fair value of the net assets acquired is in excess of the aggregate consideration transferred, the Group re-assesses whether it has correctly identified all of the assets acquired and all of the liabilities assumed and reviews the procedures used to measure the amounts to be recognized at the acquisition date. If the reassessment still results in an excess of the fair value of net assets acquired over the aggregate consideration transferred, then the gain is recognized in profit or loss.

After initial recognition, goodwill is measured at cost less any accumulated impairment losses. For the purpose of impairment testing, goodwill acquired in a business combination is, from the acquisition date, allocated to each of the Group's cash-generating units that are expected to benefit from the combination, irrespective of whether other assets or liabilities of the acquiree are assigned to those units.



Where goodwill has been allocated to a cash-generating unit (CGU) and part of the operation within that unit is disposed of, the goodwill associated with the disposed operation is included in the carrying amount of the operation when determining the gain or loss on disposal. Goodwill disposed in these circumstances is measured based on the relative values of the disposed operation and the portion of the cash-generating unit retained.

When subsidiaries are sold, the difference between the selling price and the net assets plus cumulative translation differences and goodwill is recognized in the consolidated statement of comprehensive income.

Acquisitions of non-controlling interests are accounted for as transactions with owners in their capacity as owners and therefore no goodwill or profit or loss is recognized as a result. Adjustments to non-controlling interests arising from transactions that do not involve the loss of control are based on a proportionate amount of the net assets of the subsidiary.

Asset Acquisitions

To assess whether a transaction is the acquisition of a business, the Group applies first a quantitative concentration test (also known as a screening test). The Group is not required to apply the test but may elect to do so separately for each transaction or other event. If the concentration test is met, the set of activities and assets is determined not to be a business and no further assessment is required. Otherwise, or if the Group elects not to apply the test, the Group will perform the qualitative analysis of whether an acquired set of assets and activities includes at a minimum, an input and a substantive process that together significantly contribute to the ability to create outputs.

If the assets acquired and liabilities assumed in an acquisition transaction do not constitute a business as defined under PFRS 3, the transaction is accounted for as an asset acquisition. The Group identifies and recognizes the individual identifiable assets acquired (including those assets that meet the definition of, and recognition criteria for, intangible assets) and liabilities assumed. The acquisition cost is allocated to the individual identifiable assets and liabilities on the basis of their relative fair values at the date of purchase. Such transaction or event does not give rise to goodwill. Where the Group acquires a controlling interest in an entity that is not a business, but obtains less than 100% of the entity, after it has allocated the cost to the individual assets acquired, it notionally grosses up those assets and recognizes the difference as noncontrolling-interests.

When the Group obtains control over a previously held joint operation, and the joint operation does not constitute a business, the transaction is also accounted for as an asset acquisition which does not give rise to goodwill. The acquisition cost to obtain control of the joint operation is allocated to the individual identifiable assets acquired and liabilities assumed, including the additional share of any assets and liabilities previously held or incurred jointly, on the basis of their relative fair values at the date of purchase. Previously held assets and liabilities of the joint operation should remain at their carrying amounts immediately before the transaction.

Changes in Accounting Policies and Disclosures

The accounting policies adopted in the preparation of the Group's consolidated financial statements are consistent with those of the previous financial year, except for the adoption of the following new standards which became effective January 1, 2020. The Group has not early adopted any standard, interpretation or amendment that has been issued but is not yet effective.



Unless otherwise indicated, adoption of these new standards did not have an impact on the consolidated financial statements of the Group.

- *Amendments to PFRS 3, Business Combinations, Definition of a Business*
The amendments to PFRS 3 clarifies that to be considered a business, an integrated set of activities and assets must include, at a minimum, an input and a substantive process that together significantly contribute to the ability to create output. Furthermore, it clarifies that a business can exist without including all of the inputs and processes needed to create outputs.

These amendments apply to the current year acquisitions of the Group (see Note 3 for the related disclosures) and will apply to future business combinations.

- *Amendments to PFRS 7, Financial Instruments: Disclosures and PFRS 9, Financial Instruments, Interest Rate Benchmark Reform*
The amendments to PFRS 9 provide a number of reliefs, which apply to all hedging relationships that are directly affected by the interest rate benchmark reform. A hedging relationship is affected if the reform gives rise to uncertainties about the timing and or amount of benchmark-based cash flows of the hedged item or the hedging instrument.

These amendments have no impact on the consolidated financial statements of the Group as it does not have any interest rate hedge relationships.

- *Amendments to PAS 1, Presentation of Financial Statements, and PAS 8, Accounting Policies, Changes in Accounting Estimates and Errors, Definition of Material*
The amendments provide a new definition of material that states “information is material if omitting, misstating or obscuring it could reasonably be expected to influence decisions that the primary users of general purpose financial statements make on the basis of those financial statements, which provide financial information about a specific reporting entity.”

The amendments clarify that materiality will depend on the nature or magnitude of information, either individually or in combination with other information, in the context of the financial statements. A misstatement of information is material if it could reasonably be expected to influence decisions made by the primary users.

The amendments did not have an impact on the consolidated financial statements.

- *Conceptual Framework for Financial Reporting issued on March 29, 2018*
The Conceptual Framework is not a standard, and none of the concepts contained therein override the concepts or requirements in any standard. The purpose of the Conceptual Framework is to assist the standard-setters in developing standards, to help preparers develop consistent accounting policies where there is no applicable standard in place and to assist all parties to understand and interpret the standards.

The revised Conceptual Framework includes new concepts, provides updated definitions and recognition criteria for assets and liabilities and clarifies some important concepts.

- *Amendments to PFRS 16, COVID-19-related Rent Concessions*
The amendments provide relief to lessees from applying the PFRS 16 requirement on lease modifications to rent concessions arising as a direct consequence of the COVID-19 pandemic. A lessee may elect not to assess whether a rent concession from a lessor is a lease modification if it meets all of the following criteria:



- The rent concession is a direct consequence of COVID-19;
- The change in lease payments results in a revised lease consideration that is substantially the same as, or less than, the lease consideration immediately preceding the change;
- Any reduction in lease payments affects only payments originally due on or before June 30, 2021; and
- There is no substantive change to other terms and conditions of the lease.

A lessee that applies this practical expedient will account for any change in lease payments resulting from the COVID-19 related rent concession in the same way it would account for a change that is not a lease modification, i.e., as a variable lease payment.

The amendments are effective for annual reporting periods beginning on or after June 1, 2020. Early adoption is permitted.

This amendment is not applicable to the Group as there are no rent concessions granted to the Group as a lessee.

Standards Issued but not yet Effective

Pronouncements issued but not yet effective are listed below. Unless otherwise indicated, the Group does not expect that the future adoption of the said pronouncements will have a significant impact on its consolidated financial statements. The Group intends to adopt the following pronouncements when they become effective.

Effective beginning on or after January 1, 2021

- Amendments to PFRS 9, PFRS 7, PFRS 4 and PFRS 16, *Interest Rate Benchmark Reform – Phase 2*
The amendments provide the following temporary reliefs which address the financial reporting effects when an interbank offered rate (IBOR) is replaced with an alternative nearly risk-free interest rate (RFR):
 - Practical expedient for changes in the basis for determining the contractual cash flows as a result of IBOR reform
 - Relief from discontinuing hedging relationships
 - Relief from the separately identifiable requirement when an RFR instrument is designated as a hedge of a risk component.

The Group shall also disclose information about:

- The nature and extent of risks to which the entity is exposed arising from financial instruments subject to IBOR reform, and how the entity manages those risks; and,
- Their progress in completing the transition to alternative benchmark rates, and how the entity is managing that transition.

The amendments are effective for annual reporting periods beginning on or after January 1, 2021 and apply retrospectively, however, the Group is not required to restate prior periods.

Effective beginning on or after January 1, 2022

- Amendments to PFRS 3, *Reference to the Conceptual Framework*
The amendments are intended to replace a reference to the Framework for the Preparation and Presentation of Financial Statements, issued in 1989, with a reference to the Conceptual Framework for Financial Reporting issued in March 2018 without significantly changing its



requirements. The amendments added an exception to the recognition principle of PFRS 3, *Business Combinations* to avoid the issue of potential ‘day 2’ gains or losses arising for liabilities and contingent liabilities that would be within the scope of PAS 37, *Provisions, Contingent Liabilities and Contingent Assets* or Philippine-IFRIC 21, *Levies*, if incurred separately.

At the same time, the amendments add a new paragraph to PFRS 3 to clarify that contingent assets do not qualify for recognition at the acquisition date.

The amendments are effective for annual reporting periods beginning on or after January 1, 2022 and apply prospectively.

- *Amendments to PAS 16, Plant and Equipment: Proceeds before Intended Use*
The amendments prohibit entities deducting from the cost of an item of property, plant and equipment, any proceeds from selling items produced while bringing that asset to the location and condition necessary for it to be capable of operating in the manner intended by management. Instead, an entity recognizes the proceeds from selling such items, and the costs of producing those items, in profit or loss.

The amendment is effective for annual reporting periods beginning on or after January 1, 2022 and must be applied retrospectively to items of property, plant and equipment made available for use on or after the beginning of the earliest period presented when the entity first applies the amendment.

The amendments are not expected to have a material impact on the Group.

- *Amendments to PAS 37, Onerous Contracts – Costs of Fulfilling a Contract*
The amendments specify which costs an entity needs to include when assessing whether a contract is onerous or loss-making. The amendments apply a “directly related cost approach”. The costs that relate directly to a contract to provide goods or services include both incremental costs and an allocation of costs directly related to contract activities. General and administrative costs do not relate directly to a contract and are excluded unless they are explicitly chargeable to the counterparty under the contract.

The amendments are effective for annual reporting periods beginning on or after January 1, 2022. The Group will apply these amendments to contracts for which it has not yet fulfilled all its obligations at the beginning of the annual reporting period in which it first applies the amendments.

- *Annual Improvements to PFRSs 2018-2020 Cycle*
 - *Amendments to PFRS 1, First-time Adoption of Philippines Financial Reporting Standards, Subsidiary as a first-time adopter*
The amendment permits a subsidiary that elects to apply paragraph D16(a) of PFRS 1 to measure cumulative translation differences using the amounts reported by the parent, based on the parent’s date of transition to PFRS. This amendment is also applied to an associate or joint venture that elects to apply paragraph D16(a) of PFRS 1.

The amendment is effective for annual reporting periods beginning on or after January 1, 2022 with earlier adoption permitted. The amendments are not expected to have a material impact on the consolidated financial statements of the Group.



- Amendments to PFRS 9, *Financial Instruments, Fees in the '10 per cent' test for derecognition of financial liabilities*

The amendment clarifies the fees that an entity includes when assessing whether the terms of a new or modified financial liability are substantially different from the terms of the original financial liability. These fees include only those paid or received between the borrower and the lender, including fees paid or received by either the borrower or lender on the other's behalf. An entity applies the amendment to financial liabilities that are modified or exchanged on or after the beginning of the annual reporting period in which the entity first applies the amendment.

The amendment is effective for annual reporting periods beginning on or after January 1, 2022 with earlier adoption permitted. The Group will apply the amendments to financial liabilities that are modified or exchanged on or after the beginning of the annual reporting period in which the entity first applies the amendment. The amendments are not expected to have a material impact on the Group.

Effective beginning on or after January 1, 2023

- Amendments to PAS 1, *Classification of Liabilities as Current or Non-current*
The amendments clarify paragraphs 69 to 76 of PAS 1, *Presentation of Financial Statements*, to specify the requirements for classifying liabilities as current or non-current. The amendments clarify:

- What is meant by a right to defer settlement
- That a right to defer must exist at the end of the reporting period
- That classification is unaffected by the likelihood that an entity will exercise its deferral right
- That only if an embedded derivative in a convertible liability is itself an equity instrument would the terms of a liability not impact its classification

The amendments are effective for annual reporting periods beginning on or after January 1, 2023 and must be applied retrospectively. The Group is currently assessing the impact the amendments will have on current practice and whether existing loan agreements may require renegotiation.

Deferred effectivity

- Amendments to PFRS 10, *Consolidated Financial Statements*, and PAS 28, *Sale or Contribution of Assets between an Investor and its Associate or Joint Venture*
The amendments address the conflict between PFRS 10 and PAS 28 in dealing with the loss of control of a subsidiary that is sold or contributed to an associate or joint venture. The amendments clarify that a full gain or loss is recognized when a transfer to an associate or joint venture involves a business as defined in PFRS 3. Any gain or loss resulting from the sale or contribution of assets that does not constitute a business, however, is recognized only to the extent of unrelated investors' interests in the associate or joint venture.

On January 13, 2016, the Financial Reporting Standards Council deferred the original effective date of January 1, 2016 of the said amendments until the International Accounting Standards Board (IASB) completes its broader review of the research project on equity accounting that may result in the simplification of accounting for such transactions and of other aspects of accounting for associates and joint ventures.



The Group is currently assessing the impact of adopting these amendments.

Significant Accounting Policies and Disclosures

Current and Noncurrent Classification

The Group presents assets and liabilities in consolidated statement of financial position based on current/noncurrent classification.

An asset is current when it is:

- expected to be realized or intended to be sold or consumed in normal operating cycle;
- held primarily for the purpose of trading;
- expected to be realized within 12 months after reporting date; or
- cash or cash equivalent, unless restricted from being exchanged or used to settle a liability for at least 12 months after reporting date.

All other assets are classified as noncurrent.

A liability is current when:

- It is expected to be settled in the normal operating cycle;
- It is held primarily for the purpose of trading;
- It is due to be settled within 12 months after reporting date; or
- There is no unconditional right to defer the settlement of the liability for at least 12 months after reporting date.

The Group classifies all other liabilities as noncurrent.

Deferred tax assets and liabilities are classified as noncurrent assets and liabilities, respectively.

Fair Value Measurement

The Group measures financial assets designated at FVOCI and financial assets at FVPL at fair value at each reporting date.

Fair value is the price that would be received to sell an asset or paid to transfer a liability in an orderly transaction between market participants at the measurement date. The fair value measurement is based on the presumption that the transaction to sell the asset or transfer the liability takes place either:

- In the principal market for the asset or liability, or
- In the absence of a principal market, in the most advantageous market for the asset or liability

The principal or the most advantageous market must be accessible to by the Group.

The fair value of an asset or a liability is measured using the assumptions that market participants would use when pricing the asset or liability, assuming that market participants act in their economic best interest.

A fair value measurement of a nonfinancial asset takes into account a market participant's ability to generate economic benefits by using the asset in its highest and best use or by selling it to another market participant that would use the asset in its highest and best use.



The Group uses valuation techniques that are appropriate in the circumstances and for which sufficient data are available to measure fair value, maximizing the use of relevant observable inputs and minimizing the use of unobservable inputs.

All assets and liabilities for which fair value is measured or disclosed in the consolidated financial statements are categorized within the fair value hierarchy, described as follows, based on the lowest level input that is significant to the fair value measurement as a whole:

- Level 1 - Quoted (unadjusted) market prices in active markets for identical assets or liabilities
- Level 2 - Valuation techniques for which the lowest level input that is significant to the fair value measurement is directly or indirectly observable
- Level 3 - Valuation techniques for which the lowest level input that is significant to the fair value measurement is unobservable

For assets and liabilities that are recognized in the consolidated financial statements on a recurring basis, the Group determines whether transfers have occurred between Levels in the hierarchy by reassessing categorization (based on the lowest level input that is significant to the fair value measurement as a whole) at the end of each reporting date.

For the purpose of fair value disclosures, the Group has determined classes of assets and liabilities on the basis of the nature, characteristics and risks of the asset or liability and the level of the fair value hierarchy as explained above.

Cash and Cash Equivalents

Cash includes cash on hand and cash in banks. Cash equivalents are short-term, highly liquid investments that are readily convertible to known amounts of cash with original maturities of three (3) months or less from dates of placement and that are subject to insignificant risk of change in value.

Recognition and Measurement of Financial Instruments

A financial instrument is any contract that gives rise to a financial asset of one entity and a financial liability or equity instrument of another entity.

Financial assets

Initial recognition and measurement

Financial assets are classified, at initial recognition, as subsequently measured at amortized cost, fair value through OCI and FVPL.

The classification of financial assets at initial recognition that are debt instruments depends on the financial asset's contractual cash flow characteristics and the Group's business model for managing them. With the exception of trade receivables that do not contain a significant financing component or for which the Group has applied the practical expedient, the Group initially measures a financial asset at its fair value plus, in the case of a financial asset not at FVPL, transaction costs.

Trade receivables that do not contain a significant financing component or for which the Group has applied the practical expedient for contracts that have a maturity of one year or less, are measured at the transaction price determined under PFRS 15 (refer to the accounting policies in *Revenue from contracts with customers*).



In order for a financial asset to be classified and measured at amortized cost or fair value through OCI, it needs to give rise to cash flows that are 'solely payments of principal and interest (SPPI)' on the principal amount outstanding. This assessment is referred to as the SPPI test and is performed at an instrument level.

The Group's business model for managing financial assets refers to how it manages its financial assets in order to generate cash flows. The business model determines whether cash flows will result from collecting contractual cash flows, selling the financial assets, or both.

Purchases or sales of financial assets that require delivery of assets within a time frame established by regulation or convention in the marketplace (regular way trades) are recognized on the trade date, i.e., the date that the Group commits to purchase or sell the asset.

As of December 31, 2020 and 2019, the Group's financial assets comprise of financial assets at amortized cost and financial asset at FVPL.

Subsequent measurement - Financial assets at amortized cost (debt instruments)

The Group measures financial assets at amortized cost if both of the following conditions are met:

- the asset is held within a business model with the objective to hold financial assets in order to collect contractual cash flows; and,
- the contractual terms of the financial asset give rise on specified dates to cash flows that are SPPI on the principal amount outstanding.

Financial assets at amortized cost are subsequently measured using the effective interest rate (EIR) method and are subject to impairment. Gains and losses are recognized in profit or loss when the asset is derecognized, modified or impaired.

The Group's financial assets at amortized cost includes cash and cash equivalents, receivables and environmental guarantee fund (included under other noncurrent assets).

Subsequent measurement - Financial asset at FVPL

Financial asset at FVPL include financial assets held for trading, financial assets designated upon initial recognition at fair value through profit or loss, or financial assets mandatorily required to be measured at fair value. Financial assets are classified as held for trading if they are acquired for the purpose of selling or repurchasing in the near term. Derivatives, including separated embedded derivatives, are also classified as held for trading unless they are designated as effective hedging instruments. Financial assets with cash flows that are not SPPI are classified and measured at FVPL, irrespective of the business model. Notwithstanding the criteria for debt instruments to be classified at amortized cost or at fair value through OCI, as described above, debt instruments may be designated at FVPL on initial recognition if doing so eliminates, or significantly reduces, an accounting mismatch.

Financial asset at FVPL is carried in the consolidated statement of financial position at fair value with net changes in fair value recognized in profit or loss.

This category includes derivatives arising from contract for differences entered with a third party.

A derivative embedded in a hybrid contract, with a financial liability or nonfinancial host, is separated from the host and accounted for as a separate derivative if: the economic characteristics and risks are not closely related to the host; a separate instrument with the same terms as the embedded derivative would meet the definition of a derivative; and the hybrid contract is not measured at fair value through profit or loss. Embedded derivatives are measured at fair value with



changes in fair value recognized in profit or loss. Reassessment only occurs if there is either a change in the terms of the contract that significantly modifies the cash flows that would otherwise be required or a reclassification of a financial asset out of the FVPL category.

A derivative embedded within a hybrid contract containing a financial asset host is not accounted for separately. The financial asset host together with the embedded derivative is required to be classified in its entirety as a financial asset at FVPL.

Derecognition

A financial asset (or, where applicable, a part of a financial asset or part of a group of similar financial assets) is primarily derecognized (i.e., removed from the consolidated statement of financial position) when:

- the rights to receive cash flows from the asset have expired, or,
- the Group has transferred its rights to receive cash flows from the asset or has assumed an obligation to pay the received cash flows in full without material delay to a third party under a 'pass-through' arrangement; and either (a) the Group has transferred substantially all the risks and rewards of the asset, or (b) the Group has neither transferred nor retained substantially all the risks and rewards of the asset, but has transferred control of the asset.

When the Group has transferred its rights to receive cash flows from an asset or has entered into a pass-through arrangement, it evaluates if, and to what extent, it has retained the risks and rewards of ownership. When it has neither transferred nor retained substantially all of the risks and rewards of the asset, nor transferred control of the asset, the Group continues to recognize the transferred asset to the extent of its continuing involvement. In that case, the Group also recognized an associated liability. The transferred asset and the associated liability are measured on a basis that reflects the rights and obligations that the Group has retained.

Continuing involvement that takes the form of a guarantee over the transferred asset is measured at the lower of the original carrying amount of the asset and the maximum amount of consideration that the Group could be required to repay.

Impairment of financial assets

The Group recognizes an allowance for Expected Credit Losses (ECLs) for all debt instruments not held at FVPL. ECLs are based on the difference between the contractual cash flows due in accordance with the contract and all the cash flows that the Group expects to receive, discounted at an approximation of the original effective interest rate (EIR). The expected cash flows will include cash flows from the sale of collateral held or other credit enhancements that are integral to the contractual terms.

ECLs are recognized in two stages. For credit exposures for which there has not been a significant increase in credit risk since initial recognition, ECLs are provided for credit losses that result from default events that are possible within the next 12 months (a 12-month ECL). For those credit exposures for which there has been a significant increase in credit risk since initial recognition, a loss allowance is required for credit losses expected over the remaining life of the exposure, irrespective of the timing of the default (a lifetime ECL).

For trade receivables, the Group applies a simplified approach in calculating ECLs. Therefore, the Group does not track changes in credit risk, but instead recognizes a loss allowance based on lifetime ECLs at each reporting date. The Group has established a provision matrix that is based on its historical credit loss experience, adjusted for forward-looking factors specific to the debtors and the economic environment.



For other financial assets such as receivable from related parties, other receivables and refundable deposits, ECLs are recognized in two stages. For credit exposures for which there has not been a significant increase in credit risk since initial recognition, ECLs are provided for credit losses that result from default events that are possible within the next 12-months (a 12-month ECL). For those credit exposures for which there has been a significant increase in credit risk since initial recognition, a loss allowance is required for credit losses expected over the remaining life of the exposure, irrespective of the timing of the default (a lifetime ECL).

For cash and cash equivalents, the Group applies the low credit risk simplification. The probability of default and loss given defaults are publicly available and are considered to be low credit risk investments. It is the Group's policy to measure ECLs on such instruments on a 12-month basis. However, when there has been a significant increase in credit risk since origination, the allowance will be based on the lifetime ECL. The Group uses the ratings from Standard & Poor's (S&P), Moody's and Fitch to determine whether the debt instrument has significantly increased in credit risk and to estimate ECLs.

For short-term investments, the Group applies the low credit risk simplification. At every reporting date, the Group evaluates whether the debt instrument is considered to have low credit risk using all reasonable and supportable information that is available without undue cost or effort. In making that evaluation, the Group reassesses the internal credit rating of the debt instrument.

The Group considers a financial asset in default when contractual payments are 30 days past due. However, in certain cases, the Group may also consider a financial asset to be in default when internal or external information indicates that the Group is unlikely to receive the outstanding contractual amounts in full before taking into account any credit enhancements held by the Group. A financial asset is written off when there is no reasonable expectation of recovering the contractual cash flows.

Financial liabilities

Initial recognition and measurement

Financial liabilities are classified, at initial recognition, as financial liabilities at FVPL, loans and borrowings, payables, or as derivatives designated as hedging instruments in an effective hedge, as appropriate.

All financial liabilities are recognized initially at fair value and, in the case of loans and borrowings and payables, net of directly attributable transaction costs.

The Group's financial liabilities are trade and other payables (except statutory payables), short-term loans, and long-term debt.

Subsequent measurement

The measurement of financial liabilities depends on their classification, as described below:

Financial liabilities at FVPL

Financial liabilities at FVPL include financial liabilities held for trading and financial liabilities designated upon initial recognition as at FVPL.

Financial liabilities are classified as held for trading if they are incurred for the purpose of repurchasing in the near term. This category also includes derivative financial instruments entered into by the Group that are not designated as hedging instruments in hedge relationships as defined by PFRS 9. Separated embedded derivatives are also classified as held for trading unless they are designated as effective hedging instruments.



Gains or losses on liabilities held for trading are recognized in the consolidated statement of comprehensive income.

Financial liabilities designated upon initial recognition at fair value through profit or loss are designated at the initial date of recognition, and only if the criteria in PFRS 9 are satisfied. The Group has not designated any financial liability as at FVPL.

Loans and borrowings (Financial liabilities at amortized cost)

This is the category most relevant to the Group. After initial recognition, interest-bearing loans and borrowings are subsequently measured at amortized cost using the EIR method. Gains and losses are recognized in profit or loss when the liabilities are derecognized as well as through the EIR amortization process.

Amortized cost is calculated by taking into account any discount or premium on acquisition and fees or costs that are an integral part of the EIR. The EIR amortization is included as finance costs in consolidated statement of comprehensive income.

This category generally applies to trade and other payables, short-term loans, and long-term debt.

Derecognition

A financial liability is derecognized when the obligation under the liability is discharged or cancelled or expires. When an existing financial liability is replaced by another from the same lender on substantially different terms, or the terms of an existing liability are substantially modified, such an exchange or modification is treated as the derecognition of the original liability and the recognition of a new liability. The difference in the respective carrying amounts is recognized in the Group's consolidated statement of comprehensive income.

Deferred Financing Costs

Deferred financing costs represent debt issue costs arising from the fees incurred to obtain project financing. This is included in the initial measurement of the related debt. The deferred financing costs are treated as a discount on the related debt and are amortized using the EIR method over the term of the related debt.

Offsetting of financial instruments

Financial assets and financial liabilities are offset and the net amount is reported in the consolidated statement of financial position if there is a currently enforceable legal right to offset the recognized amounts and there is an intention to settle on a net basis, to realize the assets and settle the liabilities simultaneously.

'Day 1' difference

For transactions other than those related to customers' guaranty and other deposits, where the transaction price in a non-active market is different to the fair value from other observable current market transactions in the same instrument or based on a valuation technique whose variables include only data from observable market, the Group recognizes the difference between the transaction price and fair value (a 'Day 1' difference) in the consolidated statement of comprehensive income unless it qualifies for recognition as some other type of asset. In cases where the valuation technique used is made of data which is not observable, the difference between the transaction price and model value is only recognized in the consolidated statement of comprehensive income when the inputs become observable or when the instrument is derecognized. For each transaction, the Group determines the appropriate method of recognizing the 'Day 1' difference amount.



Inventories

Inventories are valued at the lower of cost and net realizable value (NRV). NRV is the estimated selling price in the ordinary course of business, less estimated costs necessary to make the sale for coal inventory or replacement cost for spare parts and supplies. Cost is determined using the weighted average production cost method for coal inventory and the moving average method for spare parts and supplies.

The cost of extracted coal includes stripping costs and other mine-related costs incurred during the period and allocated on per metric ton basis by dividing the total production cost with total volume of coal produced. Except for ship loading cost, which is a period cost, all other production related costs are charged to production cost. Spare parts and supplies are usually carried as inventories and are recognized in the consolidated statement of comprehensive income when consumed.

Inventories transferred to property, plant and equipment are used as a component of self-constructed property, plant and equipment and are recognized as expense during useful life of that asset. Transfers of inventories to property, plant and equipment do not change the carrying amount of the inventories.

Stripping Costs

As part of its mining operations, the Group incurs stripping (waste removal) costs both during the development phase and production phase of its operations. Stripping costs incurred in the development phase of a mine, before the production phase commences (development stripping), are capitalized as part of the cost of mine properties and subsequently amortized over its useful life using the units-of-production method over the mine life. The capitalization of development stripping costs ceases when the mine/component is commissioned and ready for use as intended by management.

After the commencement of production further development of the mine may require a phase of unusually high stripping that is similar in nature to development phase stripping. The costs of such stripping are accounted for in the same way as development stripping (as discussed above).

Stripping costs incurred during the production phase are generally considered to create two benefits, being either the production of inventory or improved access to the coal body to be mined in the future. Where the benefits are realized in the form of inventory produced in the period, the production stripping costs are accounted for as part of the cost of producing those inventories.

Where the benefits are realized in the form of improved access to ore to be mined in the future, the costs are recognized as a noncurrent asset, referred to as a stripping activity asset, if the following criteria are met:

- Future economic benefits (being improved access to the coal body) are probable;
- The component of the coal body for which access will be improved can be accurately identified; and,
- The costs associated with the improved access can be reliably measured.

If all of the criteria are not met, the production stripping costs are charged to the consolidated statement of comprehensive income as operating costs as they are incurred.



In identifying components of the coal body, the Group works closely with the mining operations department for each mining operation to analyze each of the mine plans. Generally, a component will be a subset of the total coal body, and a mine may have several components. The mine plans, and therefore the identification of components, can vary between mines for a number of reasons. These include but are not limited to: the type of commodity, the geological characteristics of the coal body, the geographical location, and/or financial considerations.

The stripping activity asset is initially measured at cost, which is the accumulation of costs directly incurred to perform the stripping activity that improves access to the identified component of coal body, plus an allocation of directly attributable overhead costs. If incidental operations are occurring at the same time as the production stripping activity but are not necessary for the production stripping activity to continue as planned, these costs are not included in the cost of the stripping activity asset. If the costs of the inventory produced and the stripping activity asset are not separately identifiable, a relevant production measure is used to allocate the production stripping costs between the inventory produced and the stripping activity asset. This production measure is calculated for the identified component of the coal body and is used as a benchmark to identify the extent to which the additional activity of creating a future benefit has taken place.

The stripping activity asset is accounted for as an addition to, or an enhancement of, an existing asset, being the mine asset, and is included as part of 'Mine properties, mining tools and other equipment' under 'Property, plant and equipment' in the consolidated statement of financial position. This forms part of the total investment in the relevant cash generating unit (CGU), which is reviewed for impairment if events or changes of circumstances indicate that the carrying value may not be recoverable.

The stripping activity asset is subsequently depreciated using the units-of-production method over the life of the identified component of the coal body that became more accessible as a result of the stripping activity. Economically recoverable reserves, which comprise proven and probable reserves, are used to determine the expected useful life of the identified component of the coal body. The stripping activity asset is then carried at cost less amortization and any impairment losses.

Mineable Ore Reserves

Mineable ore reserves are estimates of the amount of coal that can be economically and legally extracted from the Group's mining properties. The Group estimates its mineable ore reserves based on information compiled by appropriately qualified persons relating to the geological data on the size, depth and shape of the coal body, and require complex geological judgments to interpret the data.

The estimate on the mineable ore reserve are determined based on the information obtained from activities such as drilling, core logging or geophysical logging, coal sampling, sample database encoding, coal seam correlation and geological modelling. The Group will then estimate the recoverable reserves based upon factors such as estimates of commodity prices, future capital requirements, foreign currency exchange rates, and production costs along with geological assumptions and judgments made in estimating the size and grade of the coal body. Changes in the reserve or resource estimates may impact the amortization of mine properties included as part of 'Mine properties, mining tools and other equipment' under 'Property, plant and equipment'.

Property, Plant and Equipment

Upon completion of exploration, evaluation and development of the mine, the capitalized assets are transferred into property, plant and equipment. Items of property, plant and equipment except land, equipment in transit and construction in progress are carried at cost less accumulated depreciation and any impairment in value.



The initial cost of property, plant and equipment also comprises its purchase price or construction cost, including non-refundable import duties, taxes, borrowing costs and any directly attributable costs of bringing the asset to its working condition and location for its intended use. Expenditures incurred after the fixed assets have been put into operation, such as repairs and maintenance and overhaul costs, are normally charged to operations in the year when the costs are incurred. In situations where it can be clearly demonstrated that the expenditures have resulted in an increase in the future economic benefits expected to be obtained from the use of an item of property, plant and equipment beyond its originally assessed standard of performance, and the costs of these items can be measured reliably, the expenditures are capitalized as an additional cost of the property, plant and equipment. The present value of the expected cost for the decommissioning of the asset after its use is included in the cost of the respective asset if the recognition criteria for a provision are met.

Equipment in transit and construction in progress, included in property, plant and equipment, are stated at cost. Construction in progress includes the cost of the construction of property, plant and equipment and, for qualifying assets, borrowing cost. Equipment in transit includes the acquisition cost of mining equipment and other direct costs.

Mine properties consist of stripping activity asset and expenditures transferred from 'Exploration and evaluation asset' once the work completed supports the future development of the property.

Mine properties are depreciated or amortized on a units-of-production basis over the economically mineable reserves of the mine concerned. Mine properties are included as part of 'Mine properties, mining tools and other equipment' under 'Property, plant and equipment' in the consolidated statement of financial position.

Each part of an item of property, plant and equipment with a cost that is significant in relation to the total cost of the item is depreciated separately.

Depreciation of property, plant and equipment commences once the assets are put into operational use.

Depreciation of property, plant and equipment are computed on a straight-line basis over the estimated useful lives (EUL) of the respective assets or over the remaining life of the mine, whichever is shorter, as follows:

	Years
Mining tools and other equipment	2 to 3
Power plant and buildings	10 to 25
Roads and bridges	17

The EUL and depreciation method are reviewed periodically to ensure that the period and method of depreciation are consistent with the expected pattern of economic benefits from items of property, plant and equipment.

Land is stated at historical cost less any accumulated impairment losses. Historical cost includes the purchase price and directly attributable costs.



An item of property, plant and equipment is derecognized upon disposal or when no future economic benefits are expected to arise from the continued use of the asset. When assets are retired, or otherwise disposed of, the cost and the related accumulated depreciation are removed from the accounts. Any gain or loss arising from derecognition of the asset (calculated as the difference between the net disposal proceeds and the carrying amount of the item) is included in the consolidated statement of comprehensive income in the year the item is derecognized.

Intangible Assets

Intangible assets acquired separately are measured on initial recognition at cost. The cost of intangible assets acquired in a business combination is their fair value at the date of acquisition.

Following initial recognition, intangible assets are carried at cost less any accumulated amortization and accumulated impairment losses. Internally generated intangibles, excluding capitalized development costs, are not capitalized and the related expenditure is reflected in the consolidated statement of comprehensive income in the period in which the expenditure is incurred.

The useful lives of intangible assets are assessed as either finite or indefinite. Intangible assets with finite lives are amortized over the useful economic life and assessed for impairment whenever there is an indication that the intangible asset may be impaired. The amortization period and the amortization method for an intangible asset with a finite useful life are reviewed at least at the end of each reporting date. Changes in the life or the expected pattern of consumption of future economic benefits embodied in the asset are considered to modify the amortization period or method, as appropriate, and are treated as changes in accounting estimates. The amortization expense on intangible assets with finite lives is recognized in the consolidated statement of comprehensive income as the expense category that is consistent with the function of the intangible assets.

Intangible assets with indefinite useful lives are not amortized, but are tested for impairment annually, either individually or at the cash-generating unit level. The assessment of indefinite life is reviewed annually to determine whether the indefinite life continues to be supportable.

If not, the change in useful life from indefinite to finite is made on a prospective basis.

Gains or losses arising from derecognition of an intangible asset are measured as the difference between the net disposal proceeds and the carrying amount of the asset and are recognized in the consolidated statement of comprehensive income when the asset is derecognized.

Research and development costs

Research costs are expensed as incurred. Development expenditures on an individual project are recognized as an intangible asset when the Group can demonstrate:

- The technical feasibility of completing the intangible asset so that the asset will be available for use or sale
- Its intention to complete and its ability to use or sell the asset
- How the asset will generate future economic benefits
- The availability of resources to complete the asset
- The ability to measure reliably the expenditure during development
- The ability to use the intangible asset generated



Following initial recognition of the development expenditure as an asset, the asset is carried at cost less any accumulated amortization and accumulated impairment losses. Amortization of the asset begins when development is complete and the asset is available for use. It is amortized over the period of expected future benefit. Amortization is recorded in cost of sales of the consolidated statement of comprehensive income. During the period of development, the asset is tested for impairment annually.

Value-Added Taxes (VAT)

Revenues, expenses, and assets are recognized net of the amount of VAT, if applicable. Input VAT pertains to the 12% indirect tax paid by the Group in the course of the Group's trade or business on local purchase of goods or services. Deferred input VAT pertains to input VAT on accumulated purchases of property, plant and equipment for each month amounting to ₱1.00 million or more. This is amortized over five (5) years or the life of the property, plant and equipment, whichever is shorter, in accordance with the Bureau of Internal Revenue (BIR) regulation. Output VAT pertains to the 12% tax due on the local sale of goods and services by the Group.

For its VAT-registered activities, when VAT from sales of goods and/or services (output VAT) exceeds VAT passed on from purchases of goods or services (input VAT), the excess is recognized as payable in the consolidated statement of financial position. When VAT passed on from purchases of goods or services (input VAT) exceeds VAT from sales of goods and/or services (output VAT), the excess is recognized as an asset in the consolidated statement of financial position up to the extent of the recoverable amount.

For its non-VAT registered activities, the amount of VAT passed on from its purchases of goods or service is recognized as part of the cost of goods/asset acquired or as part of the expense item, as applicable.

Investment in a Joint Venture

A joint venture is a type of joint arrangement whereby the parties that have joint control of the arrangement have rights to the net assets of the joint venture. Joint control is the contractually agreed sharing of control of an arrangement, which exists only when decisions about the relevant activities require unanimous consent of the parties sharing control.

The considerations made in determining joint control are similar to those necessary to determine control over subsidiaries. The Group's investment in a joint venture is accounted for using the equity method.

Under the equity method, the investment in a joint venture is initially recognized at cost. The carrying amount of the investment is adjusted to recognize changes in the Group's share of net assets of joint venture since the acquisition date. Goodwill relating to the joint venture is included in the carrying amount of the investment and is neither amortized and is not tested for impairment individually.

The financial statements of the associate or joint venture are prepared for the same reporting period as the Group. When necessary, adjustments are made to bring the accounting policies in line with those of the Group.

Other Assets

Other assets pertain to all other resources controlled by the Group as a result of past events and from which future economic benefits are probable to flow to the Group.



Impairment of Nonfinancial Assets

The Group assesses at each reporting date whether there is an indication that its nonfinancial assets (investment in a joint venture, right-of-use assets, other current and noncurrent assets (except for financial asset at FVPL), and property, plant and equipment) may be impaired. If any such indication exists, or when an annual impairment testing for an asset is required, the Group makes an estimate of the asset's recoverable amount.

Investment in a joint venture

The Group determines at each reporting date whether there is any objective evidence that the investment in a joint venture is impaired. If this is the case, the Group calculates the amount of impairment as being the difference between the recoverable amount (i.e., higher between fair value less cost to sell and value in use) and the carrying value of the investee company and recognizes the difference in the consolidated statement of comprehensive income.

Property, plant and equipment, right-of-use assets and other current and noncurrent assets

An asset's recoverable amount is the higher of an asset's or cash generating unit's fair value less cost to sell and its value in use and is determined for an individual asset, unless the asset does not generate cash inflows that largely independent of those from other assets or group of assets. Where the carrying amount of an asset exceeds its recoverable amount, the asset is considered impaired and is written down to its recoverable amount. In assessing value in use, the estimated future cash flows are discounted to their present value using a pre-tax discount rate that reflects current market assessments of the time value of money and the risks specific to the asset. In determining fair value less costs to sell, an appropriate valuation model is used. These calculations are corroborated by valuation multiples or other available fair value indicators.

Impairment losses are recognized in the consolidated statement of comprehensive income in those expense categories consistent with the function of the impaired asset.

An assessment is made at each reporting date as to whether there is any indication that previously recognized impairment losses may no longer exist or may have decreased. If any such indication exists, the recoverable amount is estimated. A previously recognized impairment loss is reversed only if there has been a change in the estimates used to determine the asset's recoverable amount since the last impairment loss was recognized. If such is the case, the carrying amount of the asset is increased to its recoverable amount. That increased amount cannot exceed the carrying amount that would have been determined, net of depreciation or amortization, had no impairment loss been recognized for the asset in prior years.

For property, plant and equipment, right-of-use assets and other current and noncurrent assets, reversal is recognized in the consolidated statement of comprehensive income, unless the asset is carried at revalued amount, in which case, the reversal is treated as a revaluation increase. After such reversal, the depreciation charge is adjusted in future periods to allocate the asset's revised carrying amount, less any residual value, on a systematic basis over its remaining useful life.

Revenue and Income Recognition

Revenue from Contracts with Customers

The Group primarily derives its revenue from the sale of coal and power. Revenue from contracts with customers is recognized when control of the goods or services is transferred to the customer at an amount that reflects the consideration to which the Group expects to be entitled in exchange for those goods or services. The Group has generally concluded that it is acting as principal in all of its significant revenue arrangements since it is the primary obligor in these revenue arrangements.



The disclosures of significant accounting judgements, estimates and assumptions relating to revenue from contracts with customers are provided in Note 3.

Sale of coal

Revenue is recognized when control passes to the customer, which occurs at a point in time when the coal is physically transferred onto a vessel or other delivery mechanism. The revenue is measured at the amount to which the Group expects to be entitled, being the price expected to be received upon final billing, and a corresponding trade receivable is recognized.

Revenue from local and export coal sales are denominated in Philippine Peso and US Dollar (US\$), respectively.

Contract energy sales

Revenue from contract energy sales are derived from providing and selling electricity to customers of the generated and purchased electricity. The Group recognizes revenue from contract energy sales over time, using an output method measured principally on actual energy delivered each month.

Spot electricity sales

Revenue from spot electricity sales are derived from the sale to the spot market of excess generated electricity over the contracted energy using price determined by the spot market, also known as Wholesale Electricity Spot Market (WESM), the market where electricity is traded, as mandated by Republic Act (RA) No. 9136 of the Department of Energy (DOE). Revenue from spot electricity sales is recognized over time using an output method measured principally on actual excess generation delivered to WESM.

Under PFRS 15, the Group has concluded that revenue should be recognized over time since the customer simultaneously receives and consumes the benefits as the seller supplies power. In this case, any fixed capacity payments for the entire contract period is determined at contract inception and is recognized over time. The Group has concluded that revenue should be recognized over time and will continue to recognize revenue based on amounts billed.

Dividend Income

Dividend income is recognized when the Group's right to receive payment is established, which is generally when shareholders approve the dividend.

Finance income

Finance income is recognized as it accrues (using the EIR method that is the rate that exactly discounts estimated future cash receipts through the expected life of the financial instrument to the net carrying amount of the financial assets).

Other income

Other income is recognized when receipts of economic benefits are virtually certain and comes in the form of inflows or enhancements of assets or decreases of liabilities that results in increases in equity, other than from those relating to contributions from equity participants.

Cost of Sales

Cost of coal

Cost of coal includes directly related production costs such as materials and supplies, fuel and lubricants, outside services, depreciation and amortization, provision for decommissioning and site rehabilitation, direct labor and other related production overhead. These costs are recognized when incurred.



Cost of power

Cost of power includes costs directly related to the production and sale of electricity such as cost of coal, coal handling expenses, bunker, lube, diesel, depreciation and other related production overhead costs. Cost of power are recognized at the time the related coal, bunker, lube and diesel inventories are consumed for the production of electricity. Cost of power also includes electricity purchased from the spot market and its related market fees. These costs are recognized when the Group receives the electricity and simultaneously sells to its customers.

Operating Expenses

Operating expenses are expenses that arise in the course of the ordinary operations of the Group. These usually take the form of an outflow or decrease of assets or incurrence of liabilities that result in decrease in equity, other than those relating to distribution to equity participants. Expenses are recognized in the consolidated statement of comprehensive income as incurred.

Contract balances

Trade receivables

Trade receivables represent the Group's right to an amount of consideration that is unconditional (i.e., only the passage of time is required before payment of the consideration is due).

Contract fulfillment costs

The Group incurs shiploading costs for each coal delivery made under its contracts with customers. The Group has elected to apply the optional practical expedient for costs to fulfill a contract which allows the Group to immediately expense shiploading costs (presented as part of cost of sales under 'Hauling and shiploading costs') because the amortization period of the asset that the Group otherwise would have used is one (1) year or less.

Borrowing Costs

Borrowing costs directly relating to the acquisition, construction or production of a qualifying capital project under construction are capitalized and added to the project cost during construction until such time the assets are considered substantially ready for their intended use i.e., when they are capable of commercial production. Where funds are borrowed specifically to finance a project, the amount capitalized represents the actual borrowing costs incurred. Where surplus funds are available for a short term, out of money borrowed specifically to finance a project, the income generated from the temporary investment of such amounts is also capitalized and deducted from the total capitalized borrowing cost. Where the funds used to finance a project form part of general borrowings, the amount capitalized is calculated using a weighted average of rates applicable to relevant general borrowings of the Group during the period.

All other borrowing costs are recognized in the consolidated statement of comprehensive income in the period in which they are incurred.

Foreign Currency Translations and Transactions

The consolidated financial statements are presented in Philippine Peso. Each entity in the Group determines its own functional currency and items included in the consolidated financial statements of each entity are measured using that functional currency.

Transactions in foreign currencies are initially recorded in the functional currency rate at the date of the transaction. Monetary assets and liabilities denominated in foreign currencies are retranslated at the functional currency closing rate at the reporting date. All differences are taken to consolidated statement of income. Non-monetary items that are measured in terms of historical cost in foreign currency are translated using the exchange rates as at the dates of initial transactions. Non-monetary



items measured at fair value in a foreign currency are translated using the exchange rates at the date when the fair value was determined.

Pension Cost

The Group has a noncontributory defined benefit plan. The net defined benefit liability or asset is the aggregate of the present value of the defined benefit liability at the end of reporting date reduced by the fair value of plan assets (if any), adjusted for any effect of limiting a net defined benefit asset to the asset ceiling. The asset ceiling is the present value of any economic benefits available in the form of refunds from the plan or reductions in future contributions to the plan.

The cost of providing benefits under the defined benefit plan is actuarially determined using the projected unit credit method.

Defined benefit costs comprise the following:

- Service costs
- Net interest on the net defined benefit liability or asset
- Remeasurements of net defined benefit liability or asset

Service costs which include current service costs, past service costs and gains or losses on non-routine settlements are recognized as expense in profit or loss. Past service costs are recognized when plan amendment or curtailment occurs. These amounts are calculated periodically by independent qualified actuaries.

Net interest on the net defined benefit liability or asset is the change during the period in the net defined benefit liability or asset that arises from the passage of time which is determined by applying the discount rate based on government bonds to the net defined benefit liability or asset. Net interest on the net defined benefit liability or asset is recognized as expense or income in profit or loss.

Remeasurements comprising actuarial gains and losses, return on plan assets and any change in the effect of the asset ceiling (excluding net interest on defined benefit liability) are recognized immediately in other comprehensive income in the period in which they arise. Remeasurements are not reclassified to profit or loss in subsequent periods.

Plan assets are assets that are held by a long-term employee benefit fund or qualifying insurance policies. Plan assets are not available to the creditors of the Group, nor can they be paid directly to the Group. Fair value of plan assets is based on market price information. When no market price is available, the fair value of plan assets is estimated by discounting expected future cash flows using a discount rate that reflects both the risk associated with the plan assets and the maturity or expected disposal date of those assets (or, if they have no maturity, the expected period until the settlement of the related obligations). If the fair value of the plan assets is higher than the present value of the defined benefit obligation, the measurement of the resulting defined benefit asset is limited to the present value of economic benefits available in the form of refunds from the plan or reductions in future contributions to the plan.

The Group's right to be reimbursed of some or all of the expenditure required to settle a defined benefit obligation is recognized as a separate asset at fair value when and only when reimbursement is virtually certain.



Termination benefit

Termination benefits are employee benefits provided in exchange for the termination of an employee's employment as a result of either an entity's decision to terminate an employee's employment before the normal retirement date or an employee's decision to accept an offer of benefits in exchange for the termination of employment.

A liability and expense for a termination benefit is recognized at the earlier of when the entity can no longer withdraw the offer of those benefits and when the entity recognizes related restructuring costs. Initial recognition and subsequent changes to termination benefits are measured in accordance with the nature of the employee benefit, as either post-employment benefits, short-term employee benefits, or other long-term employee benefits.

Employee leave entitlement

Employee entitlements to annual leave are recognized as a liability when they are accrued to the employees. The undiscounted liability for leave expected to be settled wholly before twelve months after the end of the annual reporting period is recognized for services rendered by employees up to the end of the reporting period.

Leases

The determination of whether an arrangement is, or contains a lease is based on the substance of the arrangement and requires an assessment of whether the fulfillment of the arrangement is dependent on the use of a specific asset or assets and the arrangement conveys a right to use the asset.

A reassessment is made after inception of the lease only if one of the following applies:

- (a) There is a change in contractual terms, other than a renewal or extension of the arrangement;
- (b) A renewal option is exercised or extension is granted, unless the term of the renewal or extension was initially included in the lease term;
- (c) There is a change in the determination of whether fulfillment is dependent on a specified asset; or
- (d) There is substantial change to the asset.

Where a reassessment is made, lease accounting shall commence or cease from the date when the change in circumstances gave rise to the reassessment for scenarios (a), (c), or (d) and at the date of renewal or extension period for scenario (b).

The Group as a lessor

Leases where the Group retains substantially all the risks and benefits of ownership of the asset are classified as operating leases. Initial direct costs incurred in negotiating an operating lease are added to the carrying amount of the leased asset and recognized over the lease term on the same bases as rental income. Contingent rents are recognized as revenue in the period in which they are earned.

The Group as a lessee

The Group applies a single recognition and measurement approach for all leases, except for short-term leases. The Group recognizes lease liabilities to make lease payments and right-of-use assets representing the right to use the underlying assets.

Right-of-use assets

The Group recognizes right-of-use assets at the commencement date of the lease (i.e., the date the underlying asset is available for use). Right-of-use assets are measured at cost, less any accumulated depreciation and impairment losses, and adjusted for any remeasurement of lease liabilities. The cost of right-of-use assets includes the amount of lease liabilities recognized, initial direct costs incurred, and lease payments made at or before the commencement date. Right-of-use assets are depreciated on



a straight-line basis over the shorter of the lease term and the estimated useful lives of the underlying assets.

“Right-of-use assets” are presented under noncurrent assets in the consolidated statement of financial position and are subject to impairment.

Lease liabilities

At the commencement date of the lease, the Group recognizes lease liabilities measured at the present value of lease payments to be made over the lease term. The lease payments include fixed payments (including in-substance fixed payments) less any lease incentives receivable, variable lease payments that depend on an index or a rate, and amounts expected to be paid under residual value guarantees. The lease payments also include the exercise price of a purchase option reasonably certain to be exercised by the Group and payments of penalties for terminating the lease, if the lease term reflects the Group exercising the option to terminate. Variable lease payments that do not depend on an index or a rate are recognized as expenses (unless they are incurred to produce inventories) in the period in which the event or condition that triggers the payment occurs.

In calculating the present value of lease payments, the Group uses its incremental borrowing rate at the lease commencement date because the interest rate implicit in the lease is not readily determinable. After the commencement date, the amount of lease liabilities is increased to reflect the accretion of interest and reduced for the lease payments made. In addition, the carrying amount of lease liabilities is remeasured if there is a modification, a change in the lease term, a change in the lease payments (e.g., changes to future payments resulting from a change in an index or rate used to determine such lease payments) or a change in the assessment of an option to purchase the underlying asset.

Short-term leases

The Group applies the short-term lease recognition exemption to its leases of office spaces, storage and warehouse spaces that have lease term of 12 months or less from the commencement date and do not contain a purchase option. Lease payments on these short-term leases are recognized as expense on a straight-line basis over the lease term.

Income Tax

Current income tax

Current income tax assets and liabilities are measured at the amount expected to be recovered from or paid to the taxation authorities. The tax rates and tax laws used to compute the amount are those that are enacted or substantively enacted at the reporting date in the countries where the Group operates and generates taxable income.

Current income tax relating to items recognized directly in equity is recognized in equity and not in the consolidated statement of comprehensive income. Management periodically evaluates positions taken in the tax returns with respect to situations in which applicable tax regulations are subject to interpretation and establishes provisions where appropriate.

Deferred income tax

Deferred income tax is determined, using the liability method, on all temporary differences at the reporting date between the tax bases of assets and liabilities and their carrying amounts for financial reporting purposes.

Deferred income tax liabilities are recognized for all taxable temporary differences, with certain exceptions. Deferred income tax assets are recognized for all deductible temporary differences, carryforward of unused tax credits from the excess of minimum corporate income tax (MCIT) over



the regular corporate income tax (RCIT), and unused net operating loss carryover (NOLCO), to the extent that it is probable that sufficient taxable income will be available against which the deductible temporary differences and carryforward of unused tax credits from MCIT and unused NOLCO can be utilized. Deferred income tax, however, is not recognized on temporary differences that arise from the initial recognition of an asset or liability in a transaction that is not a business combination and, at the time of the transaction, affects neither the accounting income nor taxable income.

Deferred income tax liabilities are not provided on nontaxable temporary differences associated with investments in domestic subsidiaries and associates. With respect to investments in foreign subsidiaries and associates, deferred income tax liabilities are recognized, except where the timing of the reversal of the temporary difference can be controlled and it is probable that the temporary difference will not reverse in the foreseeable future.

The carrying amount of deferred tax assets is reviewed at each reporting date and reduced to the extent that it is no longer probable that sufficient taxable income will be available to allow all or part of the deferred tax assets to be utilized. Deferred income tax assets and liabilities are measured at the tax rates that are applicable to the period when the asset is realized or the liability is settled, based on tax rates (and tax laws) that have been enacted or substantively enacted at the reporting date.

Deferred tax relating to items recognized in OCI or directly in equity is recognized in the consolidated statement of comprehensive income and statement of changes in equity and not in profit or loss. Deferred tax assets and deferred tax liabilities are offset if a legally enforceable right exists to offset current tax assets against current tax liabilities and the deferred taxes relate to the same taxable entity and the same taxation authority.

For periods where the income tax holiday (ITH) is in effect, no deferred taxes are recognized in the consolidated financial statements as the ITH status of the subsidiary neither results in a deductible temporary difference or temporary taxable difference. However, for temporary differences that are expected to reverse beyond the ITH, deferred taxes are recognized.

Provisions

Provisions are recognized only when the Group has: (a) a present obligation (legal or constructive) as a result of a past event; (b) it is probable that an outflow of resources embodying economic benefits will be required to settle the obligation; and (c) a reliable estimate can be made of the amount of the obligation. If the effect of the time value of money is material, provisions are determined by discounting the expected future cash flows at a pre-tax rate that reflects current market assessments of the time value of money and, where appropriate, the risks specific to the liability. Where discounting is used, the increase in the provision due to the passage of time is recognized as an interest expense. Provisions are reviewed at each reporting date and adjusted to reflect the current best estimate.

Provision for decommissioning and site rehabilitation

The Group records the present value of estimated costs of legal and constructive obligations required to restore operating locations in the period in which the obligation is incurred. The nature of these restoration activities includes closure of plants, dismantling and removing of structures, backfilling, reforestation, rehabilitation activities on marine and rainwater conservation and maintenance of rehabilitated area.

The obligation generally arises when the asset is installed, or the ground environment is disturbed at the production location. When the liability is initially recognized, the present value of the estimated cost is capitalized by increasing the carrying amount of the related mining assets and restoration of power plant sites. Over time, the discounted liability is increased for the change in present value



based on the discount rates that reflect current market assessments and the risks specific to the liability. The periodic unwinding of the discount is recognized in the consolidated statement of comprehensive income as a finance cost. Additional disturbances or changes in rehabilitation costs will be recognized as additions or charges to the corresponding assets and rehabilitation liability when they occur. For closed sites, changes to estimated costs are recognized immediately in the consolidated statement of comprehensive income.

Equity

The Group records common stocks at par value and amount of contribution in excess of par value is accounted for as an additional paid-in capital. Incremental costs incurred directly attributable to the issuance of new shares are deducted from proceeds.

Retained earnings represent accumulated earnings of the Group less dividends declared, if any. Dividends on common stocks are recognized as a liability and deducted from equity when they are declared. Dividends for the year that are approved after reporting date are dealt with as an event after reporting date. Retained earnings may also include effect of changes in accounting policy as may be required by the standard's transitional provisions.

Earnings per Share (EPS)

Basic EPS is computed by dividing the consolidated net income for the year attributable to common shareholders (net income less dividends on convertible redeemable preferred shares) by the weighted average number of common shares issued and outstanding during the year and adjusted to give retroactive effect to any stock dividends declared during the period.

Diluted EPS is computed by dividing the net income for the year attributable to common shareholders by the weighted average number of common shares outstanding during the year adjusted for the effects of dilutive convertible redeemable preferred shares. Diluted EPS assumes the conversion of the outstanding preferred shares. When the effect of the conversion of such preferred shares is anti-dilutive, no diluted EPS is presented.

Treasury Shares

Treasury shares pertains to own equity instruments which are reacquired and are carried at cost and are deducted from equity. No gain or loss is recognized in profit or loss on the purchase, sale, issue or cancellation of the Parent Company's own equity instruments. Any difference between the carrying amount and the consideration, if reissued, is recognized in additional paid-in capital. Voting rights related to treasury shares are nullified for the Group and no dividends are allocated to them. When the shares are retired, the capital stock account is reduced by its par value and the excess of cost over par value upon retirement is debited to additional paid-in capital when the shares were issued, and to retained earnings for the remaining balance.

Operating Segments

The Group's operating businesses are organized and managed separately according to the nature of the products and services provided, with each segment representing a strategic business unit that offers different products and serves different markets. The BOD is the chief operating decision maker. Segment assets and liabilities reported are those assets and liabilities included in measures that are used by the BOD. The Group generally accounts for intersegment revenues and expenses at agreed transfer prices. Income and expenses from discontinued operations are reported separate from normal income and expenses down to the level of income after taxes. Financial information on operating segments is presented in Note 33 to the consolidated financial statements.



Contingencies

Contingent liabilities are not recognized in the consolidated financial statements. These are disclosed in the notes to consolidated financial statements unless the possibility of an outflow of resources embodying economic benefits is remote. Contingent assets are not recognized in the consolidated financial statements but disclosed when an inflow of economic benefits is probable. Contingent assets are assessed continually to ensure that developments are appropriately reflected in the consolidated financial statements. If it has become virtually certain that an inflow of economic benefits will arise, the asset and the related income are recognized in the consolidated financial statements on the period in which the change occurs.

Events after Reporting Date

Post year-end events up to the date of the auditors' report that provides additional information about the Group's position at reporting date (adjusting events) are reflected in the consolidated financial statements. Any post year-end event that is not an adjusting event is disclosed when material to the consolidated financial statements.

3. Significant Accounting Judgments, Estimates and Assumptions

The preparation of the consolidated financial statements in conformity with PFRS requires management to make judgments, estimates and assumptions that affect the amounts reported in the financial statements and accompanying notes. The judgments, estimates and assumptions used in the consolidated financial statements are based upon management's evaluation of relevant facts and circumstances as of the date of the consolidated financial statements. Actual results could differ from such estimates.

Judgments and estimates are continually evaluated and are based on historical experience and other factors, including expectations of future events that are believed to be reasonable under the circumstances. Actual results could differ for such estimates.

Judgment

In the process of applying the Group's accounting policies, management has made the following judgments, apart from those involving estimations which have the most significant effect on the amounts recognized in the consolidated financial statements:

a. Revenue recognition - method and measure of progress

The Group applied the following judgements that significantly affect the determination of the amount and timing of revenue from contracts with customers:

The Group concluded that revenue from coal sales is to be recognized at a point in time as the control transfers to customers at the date of shipment.

On the other hand, the Group's revenue from power sales (both contract energy and spot electricity sales) is to be recognized over time because the customer simultaneously receives and consumes the benefits provided by the Group. The fact that another entity would not need to re-perform the delivery of power that the Group has provided to date demonstrates that the customer simultaneously receives and consumes the benefits as the Group performs its obligation.



The Group has determined that output method used in measuring the progress of the performance obligation faithfully depicts the Group's performance of its obligation to its customers, since the customer obtains the benefit from the Group's performance based on actual energy delivered each month.

- b. Determination of components of ore bodies and allocation measures for stripping cost allocation*
The Group has identified that each of its two active mine pits, Narra and Molave, is a whole separate ore component and cannot be further subdivided into smaller components due to the nature of the coal seam orientation and mine plan.

Judgment is also required to identify a suitable production measure to be used to allocate production stripping costs between inventory and any stripping activity asset(s) for each component. The Group considers that the ratio of the expected volume of waste to be stripped for an expected volume of ore to be mined for a specific component of the coal body (i.e., stripping ratio) is the most suitable production measure. The Group recognizes stripping activity asset by comparing the actual stripping ratio during the year for each component and the component's mine life stripping ratio.

- c. Contingencies*

The Group is currently involved in various legal proceedings and other claims. The estimate of the probable costs for the resolution of these claims has been developed in consultation with internal and outside counsels handling the Group's defense in these matters and is based upon an analysis of potential results. The Group currently believes that these claims will not have a material adverse effect on its current financial position and results of operations. It is possible, however, that future results of operations and financial position could be materially affected by changes in the assessment or in the effectiveness of the strategies relating to these proceedings (see Note 29).

- d. Determination of lease term of contracts with renewal and termination options - Group as a lessee*

The Group determines the lease term as the non-cancellable term of the lease, together with any periods covered by an option to extend the lease if it is reasonably certain to be exercised, or any periods covered by an option to terminate the lease, if it is reasonably certain not to be exercised.

The Group applies judgement in evaluating whether it is reasonably certain whether or not to exercise the option to renew or terminate the lease. That is, it considers all relevant factors that create an economic incentive for it to exercise either the renewal or termination. After the commencement date, the Group reassesses the lease term if there is a significant event or change in circumstances that is within its control and affects its ability to exercise or not to exercise the option to renew or to terminate (e.g., construction of significant leasehold improvements or significant customization to the leased asset).

The Group did not include the renewal and termination period of several lease contracts since the renewal and termination options is based on mutual agreement, thus not enforceable (see Note 11)

- e. Evaluation whether acquisitions constitute a business combination*

The Parent Company acquired additional 50% ownership interest in SRPGC through a Deed of Assignment, with a joint venture partner. SRPGC is in the process of developing power plants in Calaca, Batangas. Prior to acquisition, SMPC already owned 50% ownership interest in SRPGC.



In determining whether a transaction or an event is a business combination, the Group assessed whether the assets acquired and liabilities assumed constitute a business. A business is defined as an integrated set of activities and assets that is capable of being conducted and managed for the purpose of providing a return in the form of dividends, lower costs or other economic benefits directly to investors or other owners, members or participants. Further, a business consists of inputs and processes applied to those inputs that have the ability to create outputs.

The Group determines that it has acquired a business when the acquired set of activities and assets include an input and a substantive process that together significantly contribute to the ability to create outputs. The acquired process is considered substantive if it is critical to the ability to continue producing outputs, and the inputs acquired include an organized workforce with the necessary skills, knowledge, or experience to perform that process or it significantly contributes to the ability to continue producing outputs and is considered unique or scarce or cannot be replaced without significant cost, effort, or delay in the ability to continue producing outputs.

The Group assessed that the acquisition of SRPGC does not constitute a business. In making the judgment, the Group considered the status of SRPGC and assessed that there was no substantive process acquired as of acquisition date. As such, the transaction was accounted for as an acquisition of assets.

Management's Use of Estimates and Assumptions

The key assumptions concerning the future and other sources of estimation uncertainty at reporting date that have a significant risk of causing a material adjustment to the carrying amounts of assets and liabilities within the next financial year are discussed below.

a. Estimating mineable ore reserves

The Group uses the mineable ore reserve in the determination of the amount of amortization of mine properties using units-of-production method. The Group estimates its mineable ore reserves based on the assessment performed by the external and internal specialist engaged by the Group, who are professionally qualified mining engineers and geologists (specialists). These estimates on the mineable ore resource and reserves are determined based on the information obtained from activities such as drilling, core logging or geophysical logging, coal sampling, sample database encoding, coal seam correlation and geological modelling.

The carrying values of mine properties included as part of 'Mine properties, mining tools and other equipment' under 'Property, plant and equipment' amounted to ₱5,160.28 million and ₱4,338.74 million as of December 31, 2020 and 2019, respectively (see Note 10).

b. Estimating provision for expected credit losses of trade and other receivables

The Group uses a provision matrix to calculate ECLs for trade receivables. The provision rates are based on days past due for groupings of various customer segments that have similar loss patterns (i.e., by customer type).

The provision matrix is initially based on the Group's historical observed default rates. The Group will calibrate the matrix to adjust the historical credit loss experience with forward-looking information such as inflation and foreign exchange rates. At every reporting date, the historical observed default rates are updated and changes in the forward-looking estimates are analyzed.



The assessment of the correlation between historical observed default rates, forecast economic conditions, and ECL is a significant estimate. The amount of ECLs is sensitive to changes in circumstances and of forecast economic conditions. The Group's historical credit loss experience and forecast of economic conditions may also not be representative of customer's actual default in the future. The information about the ECLs on the Group's trade receivables is disclosed in Note 5.

The Group has considered impact of COVID-19 pandemic and revised its assumptions in determining the macroeconomic variables and loss rates in the computation of ECL. The changes in the gross carrying amounts of receivables during the year and impact of COVID-19 pandemic did not materially affect the allowance for ECLs.

c. Estimating stockpile inventory quantities

The Group estimates the stockpile inventory of clean and unwashed coal by conducting a topographic survey which is performed by in-house and third-party surveyors. The survey is conducted by in-house surveyors on a monthly basis with a confirmatory survey by third party surveyors at year end. The process of estimation involves a predefined formula which considers an acceptable margin of error of plus or minus five percent (5%). Thus, an increase or decrease in the estimation threshold for any period would differ if the Group utilized different estimates and this would either increase or decrease the profit for the year.

The coal inventory as of December 31, 2020 and 2019 amounted to ₱2,016.65 million and ₱2,223.58 million, respectively (see Note 7).

d. Estimating allowance for obsolescence in spare parts and supplies

The Group provides 100% allowance for obsolescence on items that are specifically identified as obsolete. The amount of recorded inventory obsolescence for any period would differ if the Group made different judgments or utilized different estimates. An increase in the allowance for inventory obsolescence would increase the Group's recorded operating expenses and decrease its current assets.

The carrying amount of spare parts and supplies is disclosed in Note 7.

e. Estimating recoverability of capitalized development costs

Initial capitalization of costs is based on management's judgment that technological and economic feasibility is confirmed. In determining the amounts to be capitalized, management makes assumptions regarding the expected future cash generation of the project, discount rates to be applied and the expected period of benefits.

The information about the estimation of recoverability of capitalized development costs is discussed in Note 12.

f. Estimating provision for decommissioning and site rehabilitation costs

The Group is legally required to fulfill certain obligations under its Department of Environment and Natural Resources (DENR) issued Environmental Compliance Certificate when its activities have ended in the depleted mine pits. The Group assesses its mine rehabilitation provision annually. Significant estimates and assumptions are made in determining the provision for decommissioning and mine site rehabilitation costs as there are numerous factors that will affect the ultimate liability. These factors include estimates of the extent and costs of rehabilitation activities given the approved decommissioning and mine site rehabilitation plan, (e.g., cost of backfilling, reforestation, rehabilitation activities on marine and rainwater conservation and maintenance of the rehabilitated area), technological changes, regulatory changes, cost increases,



and changes in inflation rates and discount rates. These uncertainties may result in future actual expenditure differing from the amounts currently provided.

An increase in decommissioning and site rehabilitation costs would increase the carrying amount of the related assets and increase noncurrent liabilities. The provision at reporting date represents management's best estimate of the present value of the future rehabilitation costs required. Assumptions used to compute the decommissioning and site rehabilitation costs are reviewed and updated annually.

Information with respect to the estimated provision for decommissioning and site rehabilitation cost are disclosed in Note 16.

g. *Impairment assessment of nonfinancial assets*

The Group reviews its nonfinancial assets for impairment. This includes considering certain indicators of impairment such as the following:

- Significant or prolonged decline in the fair value of the asset;
- Increase in market interest rates or other market rates of return on investments have increased during the period, and those increases are likely to affect the discount rate used in calculating the asset's value-in-use and decrease the asset's recoverable amount materially;
- Significant underperformance relative to expected historical or projected future operating results;
- Significant changes in the manner of use of the acquired assets or the strategy for overall business;
- Significant negative industry or economic trends; or
- Significant changes with an adverse effect that have taken place in the technological, market, economic or legal environment where the Group operates.

When indicators exist, an impairment loss is recognized whenever the carrying amount of an asset exceeds its recoverable amount. Assets that are subject to impairment testing when impairment indicators are present are as follows:

	2020	2019
Investments in a joint venture (Note 8)	P-	P45,217,497
Property, plant and equipment (Note 10)	45,792,738,168	47,630,629,428
Right-of-use assets (Note 11)	156,848,975	175,979,686
Other current assets (Note 9)*	805,492,732	1,284,979,604
Other noncurrent assets (Note 12)*	1,041,682,098	1,865,980,855

*Excluding current and noncurrent financial assets.

The Group assessed that an indicator of impairment exists for the ancillary gas turbine plant of SLPGC due to its withdrawal from the ancillary contract with NGCP in 2019 (see Note 34). As of December 31, 2020, the gas turbine plant has yet to secure a supply agreement. Considering this, the Group reperformed impairment assessment on its gas turbine plant and recognized an impairment loss amounting to P157.20 million in 2020 to reduce the carrying value to its recoverable amount (nil in 2019 and 2018). The recoverable amount was computed using discounted cash flows approach and considered certain assumptions, such as future electricity demand and supply, historical and future dependable capacity, electricity prices, growth rate, diesel costs, inflation rate and discount rate, taking into consideration the impact of COVID-19 pandemic. As of December 31, 2020 and 2019, the carrying value of ancillary gas turbine, net of related allowance for impairment loss, amounted to P1,073.94 million and P1,286.70 million, respectively (see Note 10).



The Group also assessed for impairment the pre-construction costs of the 2x350 power plants of SRPGC amounting to ₱282.71 million, due to termination of the related joint venture agreement in 2020 (see Notes 8 and 10). The recoverable amount was determined using assumptions about future electricity demand and supply, as well as external inputs such as electricity and coal prices, diesel costs, inflation rate and discount rate. Discount rate used to compute for the recoverable amount was 10.78%. No impairment loss was recognized in 2020 as a result of the test.

In addition, management also recognized provision for impairment loss on “Other current assets” amounting to ₱82.94 million in 2019 (nil in 2020 and 2018), since management assessed that the carrying amount of these assets are not recoverable (see Notes 9 and 12). Related allowance for impairment losses as of December 31, 2020 and 2019 amounted to ₱98.23 million.

Management believes that no impairment indicator exists for the Group’s other nonfinancial assets.

h. Estimating useful lives of depreciable property, plant and equipment

The Group estimated the useful lives of its property, plant and equipment (except land, equipment in transit and construction in progress) based on the period over which the assets are expected to be available for use. The estimated useful lives of property, plant and equipment are reviewed at least annually and are updated if expectations differ from previous estimates due to physical wear and tear and technical or commercial obsolescence on the use of these assets.

It is possible that future results of operations could be materially affected by changes in these estimates brought about by changes in factors mentioned above. A reduction in the estimated useful lives of property, plant and equipment would increase depreciation expense and decrease noncurrent assets.

In 2019, the Group incurred a loss from dismantling of a mining equipment amounting to ₱83.54 million (nil in 2020 and 2018; see Notes 10 and 22).

In 2017, the BOD approved the rehabilitation of the Group’s Units 1 and 2 coal-fired thermal power plant. This resulted to the recording of accelerated depreciation amounting to ₱101.23 million, ₱549.95 million and ₱1,210.10 million in 2020, 2019 and 2018, respectively. The rehabilitation of the Units 1 and 2 were completed in 2019 and 2020, respectively, and there are no salvage values for the parts replaced.

In estimating the useful life of depreciable assets that are constructed in a leased property, the Group considers the enforceability of and the intent of management to exercise the option to purchase the leased property. For these assets, the depreciation period is over the economic useful life of the asset which may be longer than the remaining lease period.

The carrying values and movements in property, plant and equipment are disclosed in Note 10.

i. Deferred tax assets

The Group reviews the carrying amounts of the deferred income tax assets at each end of the reporting period and reduces deferred income tax assets to the extent that it is no longer probable that sufficient future taxable profit will be available to allow all or part of the deferred income tax assets to be utilized. Significant management judgment is required to determine the amount of deferred income tax assets that can be recognized, based upon the likely timing and level of future taxable profits together with future tax planning strategies. However, there is no assurance that the Group will utilize all or part of the deferred income tax assets.



The deductible temporary differences and NOLCO for which deferred tax assets are not recognized are disclosed in Note 26.

j. Estimating pension and other employee benefits

The cost of defined benefit pension plan and the present value of the pension liabilities are determined using actuarial valuations. The actuarial valuation involves making various assumptions. These assumptions are described in Note 20 and include among others, the determination of the discount rates and future salary increases. Due to the complexity of the valuation, the underlying assumptions and its long-term nature, defined benefit liabilities are highly sensitive to changes in these assumptions. All assumptions are reviewed at each reporting date.

In determining the appropriate discount rate, management considers the interest rates of government bonds that are denominated in the currency in which the benefits will be paid, with extrapolated maturities corresponding to the expected duration of the defined benefit liability.

The mortality rate is based on publicly available mortality tables for the specific country and is modified accordingly with estimates of mortality improvements. Future salary and pension increases are based on management's assumption aligned with the future inflation rates.

k. Estimating the incremental borrowing rate

The Group cannot readily determine the interest rate implicit in the lease, therefore, it uses its incremental borrowing rate (IBR) to measure lease liabilities. The IBR is the rate of interest that the Group would have to pay to borrow over a similar term, and with a similar security, the funds necessary to obtain an asset of a similar value to the right-of-use asset in a similar economic environment. The IBR therefore reflects what the Group 'would have to pay', which requires estimation when no observable rates are available (such as for subsidiaries that do not enter into financing transactions) or when they need to be adjusted to reflect the terms and conditions of the lease. The Group estimates the IBR using observable inputs (such as market interest rates) when available and is required to make certain entity-specific estimates (such as the subsidiary's stand-alone credit rating). This rate reflects the amount that the entity would need to borrow over the term of the lease.

The Group's lease liabilities discounted using the IBR amounted to ₱103.02 million and ₱107.54 million as of December 31, 2020 and 2019, respectively (see Note 11).

l. Fair value measurement of financial instruments

When the fair values of financial assets and financial liabilities recorded in the consolidated statement of financial position cannot be measured based on quoted prices in active markets, fair value is measured using valuation techniques using the market data approach (i.e., Monte Carlo simulation). The inputs to these models are taken from observable markets where possible, but where this is not feasible, a degree of judgement is required in establishing fair values. Judgements include considerations of inputs such as liquidity risk, credit risk and volatility. Changes in assumptions relating to these factors could affect the reported fair value of financial instruments. The carrying amount and assumptions for the fair valuation of derivatives are disclosed in Note 6.



4. Cash and Cash Equivalents

This account consists of:

	2020	2019
Cash on hand and in banks	₱3,897,601,336	₱1,949,681,971
Cash equivalents	4,186,988,160	4,507,402,738
	₱8,084,589,496	₱6,457,084,709

Cash and cash equivalents comprise of cash on hand and in banks and short-term deposits but excludes any restricted cash that is not available for use by the Group and therefore is not considered highly liquid.

Cash in banks earn interest at the respective bank deposit rates. Cash equivalents include short-term placements made for varying periods of up to three (3) months, depending on the immediate cash requirements of the Group, and earn interest at the respective prevailing short-term placement rates ranging from 0.50% to 4%, 0.13% to 4.45%, and 1.10% to 7.50% in 2020, 2019 and 2018, respectively.

In 2020, 2019 and 2018, total interest income earned from cash and cash equivalents amounted to ₱45.63 million, ₱81.24 million and ₱128.65 million, respectively (see Note 24).

5. Receivables

This account consists of:

	2020	2019
Trade receivables - outside parties	₱4,709,006,489	₱4,951,021,542
Trade receivables - related parties (Note 19)	307,412,820	150,552,051
Others (Note 25)	223,069,351	110,181,932
	5,239,488,660	5,211,755,525
Less allowance for impairment losses	1,570,254,441	1,570,254,441
	₱3,669,234,219	₱3,641,501,084

Trade receivables - outside parties

These are receivables from electricity sales and coal sales.

Receivables from electricity sales are claims from power distribution utilities, spot market operator and other customers for the sale of contracted energy and spot sales transactions. This also includes advances to Philippine Electricity Market Corporation (PEMC) for the adjustment of bills amounting to ₱888.22 million as of December 31, 2019 (nil in 2020, see Note 29). These are generally on a 30-day credit term and are carried at original invoice amounts less discounts and rebates.

Receivables from coal sales are noninterest-bearing and generally have 30 to 45 days credit terms. These receivables arise from export sales for coal sold to international market which are priced in US\$ and local sales for coal sold to domestic market which are priced in Philippine Peso.

On November 26, 2018, SCPC entered into a Receivable Purchase Agreement with a local bank for the sale of receivables with recourse amounting to ₱1,272.23 million. Accordingly, a Master Deed of Assignment was executed by both parties on December 11, 2018 to transfer the rights over these



receivables from SCPC to the local bank; however, in the event of default by SCPC's customer, the local bank has the right to collect from SCPC. Proceeds from the financing amounted to ₱1,268.03 million. Discount arising from this agreement was recognized as 'Finance cost' in the consolidated statements of comprehensive income (see Note 23).

Trade receivables - related parties

Receivables from related parties are noninterest-bearing and due and demandable. These are generally settled in cash.

Others

Others include advances to officers, employees and receivables from sale of fly ashes. These are generally noninterest-bearing. Advances to officers and employees are recovered through salary deduction and receivables from sale of fly ash are generally settled within the 30 to 45 days credit terms.

Allowance for impairment losses

As of December 31, 2020 and 2019, this account pertains to the following:

Trade receivables - outside parties	₱1,564,439,082
Others	5,815,359
	<u>₱1,570,254,441</u>

Provision for impairment losses for receivables recognized in 2018 based on lifetime ECL amounted to ₱25.33 million (nil in 2020 and 2019, see Note 22)

6. Financial Asset at FVPL

The Group's financial asset at FVPL pertains to a five-year option agreement (until December 2021) with a retail electricity supplier (RES) entered in February 2017 with respect to its exposure to the WESM which does not constitute the supply of power by the Group to the RES. This qualified as a derivative but was not designated as a hedging instrument against the Group's exposure in the WESM.

On March 25, 2020, the parties agreed to pre-terminate the contract and the Group recognized gain on pre-termination amounting to ₱37.24 million which is lodged under "Other income - net" in the consolidated statements of comprehensive income (see Note 25). The pre-termination did not constitute any default of either party or give rise to any termination fee.

Prior to termination, the fair value of the derivative was determined using the market data approach, Monte Carlo simulation (MCS) valuation, which is categorized within Level 3 of the fair value hierarchy. Because of the complexities in the option agreement such as the optionality of the payoff and variability of strike price, the MCS methodology is deemed appropriate for the valuation. Management uses published BVAL reference rates by the Bankers Association of the Philippines (BAP) in interpolation of discount rate.



Related gains (losses) recognized in profit or loss in 2019 and 2018 (nil in 2020) are as follows:

	2019	2018
Realized (Note 25)	(₱398,032,248)	₱65,817,775
Unrealized (Note 25)	(245,443,777)	25,775,773

Significant inputs to the valuation are as follows:

	2019	2018
WESM prices per kilowatt hour (kWh)	₱3.27 to ₱3.93	₱2.63 to ₱3.63
Philippine Peso to US\$ exchange rate	₱49.77 to ₱54.34	₱45.92 to ₱54.35
Consumer price index	67.77	101.81
Coal price index	121.10	119.60
Basis of risk-free rate as of December 31*	3.74%	6.94%

*Based on Bloomberg Valuation Service (BVAL)

7. Inventories

This account consists of:

	2020	2019
Spare parts and supplies - at NRV	₱8,723,491,132	₱7,995,986,192
Coal pile inventory - at cost	2,016,651,225	2,223,583,569
	₱10,740,142,357	₱10,219,569,761

Coal pile inventory are stated at cost, which is lower than NRV. The cost of coal inventories recognized as 'Cost of coal sales' in the consolidated statements of comprehensive income amounted to ₱11,840.35 million, ₱17,574.81 million and ₱12,238.21 million in 2020, 2019 and 2018, respectively (see Note 21).

Coal pile inventory at cost includes capitalized depreciation of ₱360.55 million, ₱443.04 million and ₱891.67 million in 2020, 2019 and 2018, respectively (see Note 10).

Spare parts and supplies, with previously recognized allowance for obsolescence, amounted to ₱5.88 million were written off in 2020 (nil in 2019 and 2018). Allowance for obsolescence amounted to ₱61.51 million and ₱67.39 million as of December 31, 2020 and 2019, respectively.

8. Investment in a Joint Venture

On September 10, 2013, St. Raphael Power Generation Corporation (SRPGC) was incorporated to acquire, construct, erect, assemble, rehabilitate, expand, commission, operate and maintain power-generating plants and related facilities for the generation of electricity. SRPGC is in the process of developing and constructing a proposed 2x350 MW, coal-fired power plant in Calaca, Batangas.

SRPGC is accounted for as a joint venture by Parent Company and Meralco PowerGen Corporation (MGen), a wholly owned subsidiary of Manila Electric Company (MERALCO), as each holds a 50% ownership interest in SRPGC which clearly demonstrates joint control over SRPGC and the equal representation of the Parent Company and MGen in SRPGC's BOD further signifies that there should be a unanimous consent between the two parties in order for significant activities to be



undertaken by SRPGC. The arrangement between the Parent Company and MGen over the operations of SRPGC is based on the joint venture agreement executed on April 27, 2016.

The Parent Company's equity in net earnings (losses) of SRPGC in 2020, 2019 and 2018 amounted to ₱0.31 million, ₱0.69 million and ₱0.38 million, respectively, included under "Operating expenses (see Note 22).

On September 30, 2020, SRPGC made an equity call and the Parent Company and MGen paid additional ₱56.50 million each.

On November 9, 2020, the joint venture agreement between the Parent Company and MGen was terminated. Subsequently after termination, SRPGC became a wholly-owned subsidiary of the Parent Company upon acquisition by the latter of the 50% equity shareholdings from MGen for ₱115.0 million, which remained unpaid as of December 31, 2020. As of the same date, SRPGC has started the pre-construction work and the related capitalized costs amounting to ₱282.71 million are included as part of "Property, Plant and Equipment" in the consolidated statements of financial position (see Note 10). The acquisition of the 50% interest in SRPGC was accounted for as an asset acquisition (see Note 3).

9. Other Current Assets

This account consists of:

	2020	2019
Creditable withholding tax	₱650,544,168	₱518,887,403
Advances to suppliers and contractors (Note 12)	161,753,032	555,780,413
Input VAT - net (Note 12)	-	206,301,898
Prepaid insurance	38,869,056	28,778,738
Prepaid rent	3,030,748	3,030,748
Others	34,234,807	55,139,483
	888,431,811	1,367,918,683
Less allowance for impairment losses (Note 22)	82,939,079	82,939,079
	₱805,492,732	₱1,284,979,604

Creditable withholding tax

Creditable withholding tax pertains to the amount withheld by the Group's customers from their income payment. This will be claimed as tax credit and will be used against future income tax payable.

Advances to suppliers and contractors

Advances to suppliers and contractors represent prepayments for the acquisition of materials and supplies and is expected to be realized within one (1) year. In 2019, the Group recognized provision for impairment loss on this account amounting to ₱82.94 million (nil 2020 and 2018, see Note 22).

Creditable withholding tax

Creditable withholding tax pertains to the amount withheld by the Group's customers from their income payment. This will be claimed as tax credit and will be used against future income tax payable.



Input VAT- net

Input VAT represents VAT imposed on the Group by its suppliers and contractors for the acquisition of goods and services required under Philippine taxation laws and regulations. Input VAT is applied against output VAT. The balance, net of the related allowance, is recoverable in future periods.

Others

Others include environmental guarantee fund and guarantee deposit to government and other prepaid charges.

10. Property, Plant and Equipment

The rollforward of this account follows:

	2020					
	Land	Mine Properties, Mining Tools and Other Equipment	Power Plant and Buildings	Roads and Bridges	Equipment in Transit and Construction in Progress	Total
Cost						
At January 1	₱386,884,790	₱34,797,430,978	₱49,430,748,239	₱846,946,929	₱4,259,979,442	₱89,721,990,378
Additions	–	2,864,208,129	253,439,892	–	2,582,907,647	5,700,555,668
Reclassifications	–	–	4,345,744,560	–	(4,345,744,560)	–
Write-down (Note 22)	–	–	(424,618,118)	–	–	(424,618,118)
Disposals (Note 25)	–	(64,610,303)	–	–	(564,278,112)	(628,888,415)
Adjustment (Note 16)	–	(267,884,424)	–	–	–	(267,884,424)
At December 31	386,884,790	37,329,144,380	53,605,314,573	846,946,929	1,932,864,417	94,101,155,089
Accumulated Depreciation and Impairment						
At January 1	–	26,462,473,351	14,991,714,222	637,173,377	–	42,091,360,950
Depreciation and amortization (Notes 3, 7, 21 and 22)	–	3,315,395,686	3,176,710,151	56,981,801	–	6,549,087,638
Write-down (Note 22)	–	–	(267,421,364)	–	–	(267,421,364)
Disposals (Note 25)	–	(64,610,303)	–	–	–	(64,610,303)
At December 31	–	29,713,258,734	17,901,003,009	694,155,178	–	48,308,416,921
Net Book Value	₱386,884,790	₱7,615,885,646	₱35,704,311,564	₱152,791,751	₱1,932,864,417	₱45,792,738,168

	2019					
	Land	Mine Properties, Mining Tools and Other Equipment	Power Plant and Buildings	Roads and Bridges	Equipment in Transit and Construction in Progress	Total
Cost						
At January 1	₱386,884,790	₱31,538,323,156	₱43,166,791,765	₱846,946,929	₱2,888,555,009	₱78,827,501,649
Additions	–	3,274,162,829	106,557,966	–	8,310,338,533	11,691,059,328
Reclassifications (Notes 7 and 11)	–	43,453,932	6,707,345,516	–	(6,938,914,100)	(188,114,652)
Write-down (Note 22)	–	(118,405,879)	–	–	–	(118,405,879)
Disposals (Note 25)	–	(23,824,727)	(549,947,008)	–	–	(573,771,735)
Adjustment (Note 16)	–	83,721,667	–	–	–	83,721,667
At December 31	386,884,790	34,797,430,978	49,430,748,239	846,946,929	4,259,979,442	89,721,990,378
Accumulated Depreciation and Impairment						
At January 1	–	22,430,340,913	12,297,245,128	580,191,575	₱–	35,307,777,616
Depreciation and amortization (Notes 3, 7, 21 and 22)	–	4,090,827,458	3,244,416,102	56,981,802	–	7,392,225,362
Write-down (Note 22)	–	(34,870,293)	–	–	–	(34,870,293)
Disposals (Note 25)	–	(23,824,727)	(549,947,008)	–	–	(573,771,735)
At December 31	–	26,462,473,351	14,991,714,222	637,173,377	–	42,091,360,950
Net Book Value	₱386,884,790	₱8,334,957,627	₱34,439,034,017	₱209,773,552	₱4,259,979,442	₱47,630,629,428

Mine properties, mining tools and other equipment

- Mine properties, mining tools and other equipment includes the mining properties and stripping activity assets amounting to ₱5,160.28 million and ₱4,388.74 million as of December 31, 2020 and 2019, respectively.



- These also include the expected cost of decommissioning and site rehabilitation of mine sites and future clean-up of its power plants. The impact of annual re-estimation is shown in the rollforward as an adjustment (see Notes 3 and 16).
- In 2019, the Group incurred a loss on write-down of property, plant and equipment amounting to ₱83.54 million due to the dismantling of the coal washing plant (nil in 2020, see Note 22). In relation to the dismantling, the recovered parts and construction supplies in the amount of ₱182.72 million that are still usable were transferred to “Inventories” in the consolidated statements of financial position (see Note 7).

Power Plant and Buildings

- Power Plant and Buildings includes the ancillary gas turbine plant covered by the Ancillary Services and Procurement Agreement with the NGCP which was withdrawn in 2019 (see Note 29). Up to 2020, the Group has yet to secure a supply agreement for this plant. Accordingly, in 2020, the Group revisited the recoverable amount of the plant and recognized impairment loss amounting to ₱157.20 million (see Notes 3 and 22). The carrying value of this plant amounted to ₱1,073.94 million and ₱1,286.70 million as of December 31, 2020 and 2019, respectively.
- The replacement of the significant components of SCPC’s Units I and II coal-fired thermal power plants as part of the life extension rehabilitation program, resulted to the accelerated recognition of depreciation expense (see Notes 3 and 22). The Group did not expect any salvage values for the parts to be replaced.
- Costs of dismantling and removing certain assets under lease was reclassified and included in the right-of-use assets recognized upon adoption of PFRS 16 in 2019 (see Note 11).

Equipment in transit and construction in progress accounts

- Equipment in transit and construction in progress accounts mostly pertain to purchased mining equipment that are in transit and various buildings and structures that are under construction as of December 31, 2020 and 2019. In 2020 and 2019, there were reclassifications from “Equipment in Transit and Construction in progress” to “Power Plant and Building” for the regular rehabilitation and completion of additional coal-fired thermal power plants and bunker-fired genset totaling to ₱7,534.33 million and ₱6,712.53 million, respectively.
- This also includes capitalized pre-construction costs for the thermal power plant of SRPGC amounting to ₱282.71 million as of December 31, 2020 (nil as of December 31, 2019; see Notes 12 and 35). Reclassifications from “Construction in progress” amounting to ₱8,415.60 million and ₱6,938.71 million pertain to the regular rehabilitation and completion of additional coal-fired thermal power plants and bunker-fired genset and other completed improvements on existing facilities.
- In 2020, the Group sold its marine vessels included under “Equipment in Transit and Construction in Progress” and “Mine Properties, Mining Tools and Other Equipment” to DMC-CERI for ₱620.58 million, of which ₱84.69 million remained uncollected as of December 31, 2020. Gain recognized from the sale amounted ₱56.30 million (see Notes 19 and 25).



The Group also sold various equipment to third parties at a gain amounting to ₱10.70 million, ₱12.00 million and ₱22.68 million, in 2020, 2019 and 2018, respectively (see Note 25).

As security for timely payment, discharge, observance and performance of the loan provisions, the Group created, established, and constituted a first ranking real estate and chattel mortgage on present and future real estate assets and chattels owned by SLPGC in favor of the Security Trustee, for the benefit of all secured parties. In 2019, the Group was released on the real estate and chattel mortgage due to the prepayment of the loan.

Depreciation and amortization follow:

	2020	2019	2018
Included under:			
Inventories (Note 7)	₱360,550,636	₱443,040,632	₱891,667,535
Mine properties, mining tools and other equipment	-	56,712,527	-
Cost of coal sales (Note 21):			
Depreciation and amortization	2,633,643,589	3,461,657,292	3,276,055,748
Hauling and shiploading costs	-	35,861,154	22,831,289
Cost of power sales (Note 21):			
Depreciation and amortization	2,870,538,267	2,483,914,467	2,444,928,202
Cost of coal:			
Depreciation and amortization	519,986,937	298,030,756	752,611,208
Operating expenses (Note 22)	194,970,647	643,580,370	1,288,048,897
	₱6,579,690,076	₱7,422,797,198	₱8,676,142,879
Depreciation and amortization of:			
Property, plant and equipment	₱6,549,087,638	₱7,392,225,362	₱8,668,669,331
Right-of-use assets (Note 11)	19,857,722	18,994,967	-
Computer software (Note 12)	10,744,716	11,576,869	7,473,548
	₱6,579,690,076	₱7,422,797,198	₱8,676,142,879

Depreciation and amortization of 'Property, plant and equipment' includes amortization of stripping activity asset amounting to ₱3.32 million, ₱0.30 million and ₱7.27 million in 2020, 2019 and 2018, respectively.

11. Leases

The Group as a Lessee

The Group has lease contracts for various items of land, office spaces and foreshore leases used in its operations. Leases of land and foreshore generally have lease terms between five (5) and 15 years, while office spaces generally have lease terms of two (2) to seven (7) years. The Group also has certain leases of warehouse, and office spaces with lease terms of 12 months or less. The Group applies the 'short-term lease' recognition exemption for these leases.



Set out below the movement in the Group's right-of-use assets and lease liabilities during the year:

	Right-of-use Assets	
	2020	2019
At Cost		
Beginning balance	₱194,974,653	₱190,624,079
Additions	727,011	4,350,574
Ending balance	195,701,664	194,974,653
Accumulated Amortization		
Beginning balance	18,994,967	–
Amortization (Note 21 and 22)	19,857,722	18,994,967
Ending balance	38,852,689	18,994,967
	₱156,848,975	₱175,979,686
Lease Liabilities		
	2020	2019
Beginning balance	₱107,537,618	₱114,055,187
Additions	727,011	4,350,574
Accretion of interest	8,774,991	6,620,167
Lease payments	(14,020,905)	(17,488,310)
Ending balance	103,018,715	107,537,618
Less current portion of lease liabilities	13,923,691	14,171,369
Noncurrent lease liabilities	₱89,095,024	₱93,366,249

Prepaid rent (under current and noncurrent assets) amounting to ₱71.18 million was adjusted against the amount of right-of-use assets recognized upon adoption of PFRS 16 on January 1, 2019. This prepaid rent pertains to the advance rent payment of SCPC to PSALM which covers the 25-year land lease (see Note 29). At the same time, related costs of dismantling and removing the underlying assets under lease, amounting to ₱5.39 million, was included in the right-of-use assets recognized.

The Group applied the requirements of PFRS 16 for this long-term lease and did not change the amount initially recognized as right-of-use asset at the date of initial application. No corresponding lease liability was recognized given the prepayment.

The lease liabilities were measured at the present value of the remaining lease payments discounted at the Group's weighted average incremental borrowing rate of 6.32% and 7.77% in 2020 and 2019, respectively.

In 2020 and 2019, the Group recognized rent expense amounting to ₱3.62 million and ₱13.27 million, respectively, included under "Cost of Sales" and "Operating Expenses" in the consolidated statements of comprehensive income in relation with the short-term leases where recognition exemption were availed upon adoption of PFRS 16 (nil in 2018, see Notes 21 and 22).

The lease liabilities were measured at the present value of the remaining lease payments discounted at the Group's weighted average incremental borrowing rate of 6.32 % and 7.77% in 2020 and 2019, respectively.



In 2020 and 2019, total rent expense recognized by the Group for all operating lease agreements under “Cost of Sales’ and ‘Operating Expenses’ in the consolidated statements of comprehensive income amounted to ₱109.73 million and ₱109.73 million, respectively (see Notes 21 and 22).

As of December 31, 2020 and 2019, future minimum lease payments under operating leases are as follows:

	2020	2019
Within one year	₱21,173,304	₱19,780,636
After one year but not more than five years	68,473,093	76,336,673
More than five years	48,469,118	49,988,453
	₱138,115,515	₱146,105,762

12. Other Noncurrent Assets

This account consists of:

	2020	2019
Advances to suppliers and contractors (Note 9)	₱464,303,562	₱1,581,931,705
Deferred input VAT	678,797,795	724,638,389
Input VAT - net (Note 9)	27,698,588	211,441,834
Claims for refunds and tax credits	-	77,841,478
Computer software	9,620,423	15,802,660
Others (Notes 30 and 31)	23,014,762	16,407,100
	1,203,435,130	2,628,063,166
Less current portion of (Note 9):		
Advances to suppliers	161,753,032	555,780,413
Input VAT – net	-	206,301,898
	161,753,032	762,082,311
	₱1,041,682,098	₱1,865,980,855

Advances to suppliers and contractors

Advances to suppliers and contractors under noncurrent assets represent prepayment for the acquisition and construction of property, plant and equipment.

Deferred input VAT

Deferred input VAT pertains to the unamortized portion of input VAT on purchase of capital goods spread evenly between the life of the capital goods or five years, whichever is shorter. The balance is recoverable in future periods

Input VAT - net

Noncurrent portion of input VAT includes deferred input VAT, which is the unamortized portion of input VAT on purchase of capital goods spread evenly between the life of the capital goods or five years, whichever is shorter. The balance, net of the related allowance, is recoverable in future periods.

Claims for refunds and tax credits

This amount pertains to claims for refund and issuance of tax credit certificates from BIR on erroneously withheld VAT on VAT-exempt coal sales which were ruled by the Supreme Court in favor of the Group. In 2020 and 2019, the Group received the refund from BIR amounting to



₱77.25 million and ₱97.96 million, respectively, related to these claims. The balance as of December 31, 2020 and 2019 is presented net of previously recognized allowance for impairment losses amounting to ₱15.29 million.

Computer software

Movements in computer software account follow:

	2020	2019
At Cost		
At January 1	₱74,042,085	₱63,716,032
Additions	4,562,479	10,326,053
At December 31	78,604,564	74,042,085
Accumulated Amortization		
At January 1	58,239,425	46,662,556
Amortization (Note 10)	10,744,716	11,576,869
At December 31	68,984,141	58,239,425
Net Book Value	₱9,620,423	₱15,802,660

13. Short-term Loans

Rollforward analyses of this account are as follows:

	2020	2019
Balance at beginning of year	₱2,070,000,000	₱5,872,231,984
Additional borrowings	3,580,000,000	2,070,000,000
Payments	(225,000,000)	(5,872,231,984)
Balance at end of year	₱5,425,000,000	₱2,070,000,000

The Group's bank loans consist of unsecured Peso-denominated short-term borrowings from local banks which bear annual interest ranging from 4.25% to 4.50% and 4.95% in 2020 and 2019, respectively, and are payable on lump-sum basis on various maturity dates within the next 12 months after the reporting date.

During 2020 and 2019, the Group obtained various short-term loans from local banks primarily to finance its capital expenditures and working capital requirements.

Interest expense on these short-term loans recognized under 'Finance costs' amounted to ₱318.75 million, ₱582.21 million and ₱52.17 million in 2020, 2019 and 2018, respectively (see Note 23).



14. Long-term Debt

This account consists of:

	2020	2019
Principal	₱14,522,485,714	₱16,600,000,000
Less unamortized deferred financing cost	73,413,900	72,964,996
	14,449,071,814	16,527,035,004
Less current portion of long-term debt	2,775,355,754	3,459,433,544
	₱11,673,716,060	₱13,067,601,460

The Group's outstanding long-term debt from local banks pertain to the following:

	2020	2019
SMPC	₱3,853,255,055	₱4,900,000,000
SCPC	7,273,956,008	7,656,259,870
SLPGC	3,321,860,751	3,970,775,134
	14,449,071,814	16,527,035,004
Less current portion	2,775,355,754	3,459,433,544
	₱11,673,716,060	₱13,067,601,460

a. Details of the Parent Company's bank loans are as follows:

Loan Type	Year of Availment	Outstanding Balance		Maturity	Interest Rate	Payment Terms	Covenants
		2020	2019				
Peso loan 2	2020	₱2,475,000,000	₱2,750,000,000	Various quarterly maturities starting 2020 until 2027	Floating rate to be repriced every 3 years	Interest payable every 3 months, principal to be paid every 3 months	None
Peso loan 1	2020	1,400,000,000	-	Various maturities from 2020 to 2027	Floating rate to be repriced every 3 months based on 3-months "PDST-R2" plus a spread of one half of one percent (0.5%)	Interest payable every 3 months, principal to be paid on maturity date	Current Ratio not less than 1:1 and Debt-to-Equity Ratio not to exceed 2:1
Peso loan 3	2017	-	1,400,000,000	2020	Floating rate to be repriced every 3 months based on 3-months "PDST-R2" plus a spread of one half of one percent (0.5%)	Interest payable every 3 months, principal to be paid on maturity date	Current Ratio not less than 1:1 and Debt-to-Equity Ratio not to exceed 2:1
Peso loan 4	2017	₱-	₱750,000,000	2020	Floating rate to be repriced every 3 months	Interest payable every 3 months, principal to be paid on maturity date	None
		₱3,875,000,000	₱4,900,000,000				

b. On November 28, 2019, November 29, 2019 and December 20, 2019, SLPGC availed of interest-bearing promissory notes with local banks amounting to ₱1,000 million, ₱2,000 million and ₱1,000 million, respectively. Interest is payable every three months at a fixed annual interest rate of 5.133%, 5.125% and 5.00% per annum, respectively. The principal amounts shall be payable from 17 to 20 equal consecutive quarterly installments with commencement ranging from the third month to one year from the initial borrowing date. Final repayment date is five (5) years after initial borrowing. All outstanding bank loans are clean and are compliant with loan covenants.



c. Details of SCPC's loans are as follows:

- *Promissory Note of ₱3,000.00 million*
On December 22, 2017, SCPC entered into a ₱3,000.00 million interest-bearing promissory note from a local bank. Interest is payable every three (3) months at a fixed annual interest rate of 4.9% per annum. The principal amount shall be payable in 16 equal consecutive quarterly installments commencing on the 39th month from the initial borrowing date. Final repayment date is seven (7) years after initial borrowing. This loan requires SCPC to maintain debt to equity ratio of 2.0x and minimum historical debt service coverage ratio of 1.2x, among others.
- *Promissory Note of ₱2,000.00 million*
On November 18, 2019, SCPC obtained a ₱2,000.00 million interest-bearing promissory note from a local bank. Interest is payable every three (3) months at 4.876% fixed annual interest rate for five (5) years to be repriced at the two (2)-year BVAL benchmark rate, plus 60 basis points for the remainder of its tenor. The principal amount shall be payable in 28 equal consecutive quarterly installments commencing on the third month from the initial borrowing date. Final repayment date is seven (7) years after initial borrowing.
- *Promissory Note of ₱2,700.00 million*
On November 28, 2019, SCPC obtained a ₱2,700.00 million interest-bearing promissory note from Bank of the Philippine Islands. Interest is payable every three months at 4.877% fixed annual interest rate for five (5) years to be repriced at the two (2)-year BVAL benchmark rate plus 60 basis points for the remainder of its tenor. The principal amount shall be payable in 25 equal consecutive quarterly installments commencing on the 12th month from the initial borrowing date. Final repayment date is seven (7) years after initial borrowing.

All bank loans are clean and are compliant with loan covenants. As of December 31, 2020 and 2019, the Group has not been cited by bank as in default.

The movements in unamortized debt issue cost follow:

	2020	2019
Balance at beginning of year	₱72,964,996	₱22,552,758
Additions	31,125,000	65,250,000
Amortization (Note 23)	(30,676,096)	(14,837,762)
Balance at end of year	₱73,413,900	₱72,964,996

Interest expense on long-term debt recognized under 'Finance cost' amounted to ₱668.08 million, ₱538.20 million and ₱717.64 million in 2020, 2019 and 2018, respectively (see Note 23).

The Group's remaining borrowing facility that can be drawn as of December 31, 2020 and 2019 amounted to ₱14,332.52 million and ₱39,616.27 million, respectively.

Future payments of long-term debt of the Group as of December 31, 2020 and 2019 follow:

	2020	2019
Within one year	₱2,775,355,754	₱3,459,433,544
After one year but not more than five years	10,402,837,534	11,222,748,537
More than five years	1,270,878,526	1,844,852,923
	₱14,449,071,814	₱16,527,035,004



15. Trade and Other Payables

This account consists of:

	2020	2019
Trade:		
Payable to suppliers and contractors	₱5,487,316,397	₱5,747,420,342
Related parties (Note 19)	510,862,019	551,694,807
Payable to DOE and local government units (LGU) (Note 28)	1,034,079,245	855,901,861
Accrued expenses and other payables	503,403,757	669,752,488
Output VAT - net	530,496,765	79,032,001
Deferred output tax	240,717,100	547,291,546
	₱8,306,875,283	₱8,451,093,045

Trade payable to suppliers and contractors

Trade payable to suppliers and contractors arise from progress billings of completed work as of year-end. The amount includes liabilities amounting to ₱2,243.37 million (US\$46.71 million) and ₱2,280.32 million (US\$45.03 million) as of December 31, 2020 and 2019, respectively, payable to various foreign suppliers for open account purchases of equipment, and equipment parts and supplies (see Note 30).

Trade payables are noninterest-bearing and are normally settled on 30-day to 60-day credit terms.

Payable to DOE and LGU

Payable to DOE and LGU represent the share of DOE and LGU in the gross income of the Parent Company's coal production computed in accordance with the Coal Operating Contract (COC) between the Parent Company, DOE and LGU dated July 11, 1977 (see Note 28).

Output VAT - net

Output VAT pertains to the VAT due on the sale of electricity, net of input VAT.

Deferred output tax

Deferred output tax pertains to VAT due on uncollected sale of electricity.

Accrued expenses and other payables

Accrued expenses and other payables are noninterest-bearing and are normally settled on a 30-day to 60-day credit terms from date of invoice (except, dividends payable). Details of this account follow:

	2020	2019
Taxes, permits and licenses	₱243,230,122	₱407,490,743
Financial benefit payable	87,509,694	32,474,788
Interest	83,734,468	56,435,200
Customer deposit	32,192,515	32,124,013
Salaries and wages	6,021,525	28,410,263
Professional fees	1,195,040	8,355,648
Rental	—	2,240,000
Power spot purchases	677,292	677,292
Others	48,843,101	101,544,541
	₱503,403,757	₱669,752,488



Others include accruals on contracted services, utilities, supplies and other administrative expenses. This account also includes dividends payable amounting to ₱1.20 million and ₱1.22 million as of December 31, 2020 and 2019, respectively (see Note 32).

16. Provision for Decommissioning and Site Rehabilitation Costs

The rollforward of this account follows:

	2020	2019
At January 1	₱522,804,859	₱423,397,560
Effect of change in estimates (Note 10)	(267,884,423)	83,721,667
Actual usage	-	(14,543,926)
Accretion of interest (Note 23)	24,282,185	30,229,558
At December 31	₱279,202,621	₱522,804,859

The Group's provision for decommissioning and site rehabilitation costs relates to rehabilitation activities for the coal pits for its mining segment and dismantling and restoration activities for its power segment. Segment breakdown of provision for decommissioning and site rehabilitation costs follows:

	2020	2019
Mining	₱254,525,083	₱500,085,766
Power	24,677,538	22,719,093
	₱279,202,621	₱522,804,859

These provisions have been created based on the Group's internal estimates. Assumptions based on the current regulatory requirements and economic environment have been made, which management believes are reasonable bases upon which to estimate the future liability. These estimates are reviewed annually to take into account any material changes to the assumptions (see Note 3).

However, actual rehabilitation costs will ultimately depend upon future market prices for the necessary decommissioning works required which will reflect market conditions at the relevant time. Furthermore, the timing of rehabilitation is likely to depend on when the mines cease to produce at economically viable rates. This, in return, will depend upon future ore and coal prices, which are inherently uncertain.

Discount rates used by the Group to compute for the present value of liability for decommissioning and mine site rehabilitation costs are from 2.99% to 4.48% in 2020, 4.46% to 8.58% in 2019 and 7.07% to 7.27% in 2018.

The Group revised its mine work program based on the current conditions of the mining operations. Management revisited certain procedures, practices and assumptions on its existing rehabilitation plan (e.g., timing of mining operations, reforestation requirements, movement of the overburden) which resulted to adjustment in the previously estimated provision for decommissioning and mine site rehabilitation costs.

Resulting changes in estimate pertaining to mine sites amounted to (₱267.88 million) and ₱83.72 million (recognized as adjustment to 'Mine properties, mining tools and other equipment' under property, plant and equipment account) in 2020 and 2019, respectively (see Note 10).



17. Capital Stock

The details of the Parent Company's capital stock as of December 31, 2020 and 2019 are as follows:

	Shares	Amount
Authorized - ₱1 par value		
Balance at beginning and end of year	10,000,000,000	₱10,000,000,000
Issued and outstanding		
Capital stock		
Balance at beginning and end of year	4,264,609,290	₱4,264,609,290
Treasury shares		
Balance at beginning and end of year	(14,061,670)	(739,526,678)
	4,250,547,620	₱3,525,082,612

On November 28, 1983, the SEC approved the issuance and public offering of 55,000.00 million common shares of the Parent Company at an offer price of ₱0.01 per share. Additional public offering was also approved by SEC on February 4, 2005 for 46.87 million common shares at an offer price of ₱36.00 per share.

On August 18, 2014, the SEC approved the increase in authorized capital stock of the Parent Company from ₱1,000.00 million to ₱3,000.00 million divided into 3,000.00 million common shares with a par value of ₱1 per share.

On August 18, 2017, the SEC approved the increase in authorized capital stock of the Parent Company from ₱3,000.00 million to ₱10,000.00 million divided into 10,000.00 million common shares with a par value of ₱1 per share.

Treasury shares

On December 7, 2017, the BOD approved the share buy-back program wherein the Parent Company will buy-back shares at prevailing market price not exceeding 2,000 million shares (or equivalent amount of ₱2,000.00 million) beginning December 8, 2017.

As of December 31, 2020 and 2019, the Parent Company has bought-back a total of 7,863,000 shares for a total consideration of ₱739.53 million. This is presented as treasury shares in the consolidated statements of financial position.

The unappropriated retained earnings amounting to ₱5,947.22 million and ₱7,899.81 million as of December 31, 2020 and 2019, respectively, are restricted for the payment of dividends to the extent of the cost of the shares held in treasury, the undistributed earnings of the subsidiaries and joint venture (see Note 18).



The Parent Company's track record of capital stock is as follows:

	Number of shares registered	Issue/offer price	Date of approval	Number of holders as of yearend
At January 1, 2001	1,630,970,000	₱1/share		
Add (deduct):				
Additional issuance	19,657,388	₱1/share	July 2, 2004	
Conversion of preferred shares to common shares	225,532	₱1/share	July 2, 2004	
Decrease in issued and outstanding common share from capital restructuring	(1,625,852,920)			
Share dividends	225,000,000	₱1/share	July 2, 2004	
Public offering additional issuance	46,875,000	₱36/share	February 4, 2005	
December 31, 2010	296,875,000			632
Add: Share rights offering	59,375,000	₱74/share	January 12, 2010	7
December 31, 2011	356,250,000			639
Add: Movement	-			24
December 31, 2012	356,250,000			663
Add: Movement	-			-
December 31, 2013	356,250,000			663
Add: Stock dividends	712,500,000		May 5, 2014	5
December 31, 2014	1,068,750,000			668
Add: Movement	-			9
December 31, 2015	1,068,750,000			677
Add: Movement	(3,463,570)		August 15, 2017	16
December 31, 2016	1,065,286,430			693
Add: Stock dividends	3,195,859,290		May 2, 2017	-
Add: Movement	(2,735,100)		December 7, 2018	1
December 31, 2017	4,258,410,620			694
Add: Movement	(7,863,000)		December 7, 2018	15
December 31, 2018	4,250,547,620			709
Add: Movement	-			22
December 31, 2019	4,250,547,620			731
Add: Movement	-			-
December 31, 2020	4,250,547,620			731

18. Retained Earnings

As of December 31, 2020, and 2019, retained earnings amounted to ₱32,107.24 million and ₱34,133.68 million, respectively. The amounts include the accumulated equity in undistributed net earnings of subsidiaries which are not available for dividends until declared by the BOD of the respective subsidiaries. The retained earnings is also restricted to the extent of the cost of the treasury shares (see Note 17).

In accordance with SEC Memorandum Circular No. 11 issued in December 2008, the Parent Company's retained earnings available for dividend declaration as of December 31, 2020 and 2019 amounted to ₱14,328.93 million and ₱14,288.07, respectively.

Cash Dividends

On February 28, 2020, the Parent Company's BOD authorized the Parent Company to declare and distribute special cash dividends of ₱1.25 per share or ₱5,313.18 million to stockholders of record as of March 13, 2020 and payable on March 27, 2020.

On March 18, 2019, the Parent Company's BOD authorized the Parent Company to declare and distribute special cash dividends of ₱1.25 per share or ₱5,313.18 million to stockholders of record as of April 2, 2019. The said cash dividends were paid on April 26, 2019.



On November 7, 2018, the Parent Company's BOD authorized the Parent Company to declare and distribute special cash dividends of ₱1.00 per share or ₱4,250.55 million to stockholders of record as of November 21, 2018. The said cash dividends were paid on December 14, 2018.

On February 22, 2018, the Parent Company's BOD authorized the Parent Company to declare and distribute regular cash dividends of ₱1.25 per share or ₱5,320.16 million to stockholders of record as of March 8, 2018. The said cash dividends were paid on March 22, 2018.

Appropriations

The remaining appropriations as of December 31, 2020 and 2019 amounting to ₱5,300.00 million were retained for the continuing capital expenditures for the coal mining operations and ongoing power plant expansion projects which are expected to be completed by 2023. This is after the reversal of ₱4,000.00 million, representing the costs of equipment procured for mine site operations in 2019. This also includes, the 2013 appropriations of ₱1,600.00 million and ₱700.00 million for the power generation and coal mining operations, respectively, retained for the continuing capital expenditure for the power and coal mining segment.

On February 23, 2017, the BOD approved the appropriation of ₱4,500.00 million from the unappropriated retained earnings as of December 31, 2016 for other investments of the Group. This appropriation is intended for the ongoing power capacity expansion project which are expected to be completed by 2023.

On November 8, 2016, the BOD approved the appropriation of ₱2,500.00 million from the unappropriated retained earnings as of December 31, 2015 as additional capital expenditure for the Phase 2 Power Plant expansion project of SRPGC which was initially expected to be completed in 2021 but has been moved to 2023.

On August 8, 2013, the BOD approved the appropriation of ₱1,600.00 million from the unappropriated retained earnings as of December 31, 2012, as additional capital expenditure and investment in power expansion projects of the Group which are expected to be completed by 2021.

On March 12, 2013, the BOD of the Parent Company ratified the remaining ₱700.00 million appropriations to partially cover new capital expenditures for the Group's mine operations.

19. Related Party Transactions

The Group in its regular conduct of business has entered into transactions with related parties. Parties are considered to be related if, among others, one party has the ability, directly or indirectly, to control the other party or exercise significant influence over the other party in making the financial and operating decisions, the parties are subject to common control or the party is an associate or a joint venture. The Group has affiliates enumerated below which are under common control of DMCI-HI and Consunji family.



The significant transactions with related parties follow:

2020					
	Reference	Amount/ Volume	Receivable (Payable)	Terms	Conditions
Trade receivables (Note 5)					
<i>Entities under common control</i>					
Sale of coal	(a)	₱8,716,440	₱38,709,058	Noninterest-bearing, due and demandable	Unsecured, no impairment
Sale of materials, services and reimbursement of shared expenses	(b)	24,278,037	268,703,762	Noninterest-bearing, due and demandable	Unsecured, no impairment
			₱307,412,820		
Trade payables (Note 15)					
<i>Entities under common control</i>					
Operation and maintenance fees	(c)	(₱23,055,378)	(₱3,747,060)	30 days, noninterest-bearing	
Coal handling services	(d)	91,459,312	(53,574,790)	30 days, noninterest-bearing	Unsecured
Mine exploration and hauling services	(e)	(128,030,141)	(128,030,141)	30 days, noninterest-bearing	Unsecured
Construction and other outside services	(f)	42,922,472	(297,028,036)	30 days for monthly billings and portion after expiration of, retention period, noninterest-bearing	Unsecured
Retention payable		14,822,091	(51,835)	30 days, noninterest-bearing	Unsecured
Purchases of office supplies and refreshments	(g)	611,855	-	30 days, noninterest-bearing	Unsecured
Land and warehouse rental expenses	(h)	(425,657)	(832,859)	30 days, noninterest-bearing	Unsecured
Aviation services	(i)	(4,794,885)	(27,239,435)	30 days, noninterest-bearing	Unsecured
Arrastre and cargo services	(j)	-	-	30 days, noninterest-bearing	Unsecured
Others	(b)	(356,363)	(357,863)	30 days, noninterest-bearing	Unsecured
			(₱510,862,019)		
2019					
	Reference	Amount/ Volume	Receivable (Payable)	Terms	Conditions
Trade receivables (Note 5)					
<i>Entities under common control</i>					
Sale of coal	(a)	₱29,992,618	₱29,992,618	Noninterest-bearing, due and demandable	Unsecured, no impairment
Sale of materials, services and reimbursement of shared expenses	(b)	170,077,389	120,559,433	Noninterest-bearing, due and demandable	Unsecured, no impairment
			₱150,552,051		
Trade payables (Note 15)					
<i>Entities under common control</i>					
Operation and maintenance fees	(c)	(₱12,113,882)	(₱26,802,437)	30 days, noninterest-bearing	
Coal handling services	(d)	35,118,853	(145,034,102)	30 days, noninterest-bearing	Unsecured
Mine exploration and hauling services	(e)	(311,041,399)	-	30 days, noninterest-bearing	Unsecured

(Forward)



2019					
Reference	Amount/ Volume	Receivable (Payable)	Terms	Conditions	
Construction and other outside services	(f) (₱201,208,133)	(₱339,950,509)	30 days for monthly billings and portion after expiration of, retention period, noninterest-bearing	Unsecured	
Retention payable	(52,894,815)	(14,822,091)	30 days, noninterest-bearing	Unsecured	
Purchases of office supplies and refreshments	(g) (734,678)	(611,855)	30 days, noninterest-bearing	Unsecured	
Land and warehouse rental expenses	(h) (13,646,093)	(407,202)	30 days, noninterest-bearing	Unsecured	
Aviation services	(i) (130,426,947)	(22,444,550)	30 days, noninterest-bearing	Unsecured	
Arrastre and cargo services	(j) -	(1,620,561)	30 days, noninterest-bearing	Unsecured	
Others	(b) -	(1,500)	30 days, noninterest-bearing	Unsecured	
		(₱551,694,807)			

- a. The Group has coal sales to DMCI Masbate Power Corporation (DMPC), an entity under common control of DMCI-HI.
- b. The Group has receivables for services rendered, deliveries of goods and reimbursement of expenses advanced by the Group to its affiliates. This includes contracted services, share in rental expenses, office materials and supplies, and maintenance and renewal expenses of information systems.
- c. SCPC engaged DMCI Power Corporation (DPC) for the management, operation and maintenance of the power plant.
- d. SCPC and SLPGC entered into a voyage charter agreement with DMC Construction Equipment and Resources, Inc. (DMC CERI). SLPGC and SCPC hired St. John Bulk Handlers, Inc. (SJBHI) for its coal handling services. The agreement with SJBHI was terminated in 2020. Cost of coal handling services for SCPC and SLPGC are included in the 'Cost of power sales' (nil in 2020, see Note 21).
- e. In 2019, DMC-CERI had transactions with the Parent Company for services rendered relating to the Parent Company's coal operations. These include services for the confirmatory drilling for coal reserve and evaluation of identified potential areas, exploratory drilling of other minerals within Semirara Island, dewatering well drilling along cut-off wall of Panian mine and fresh water well drilling for industrial and domestic supply under an agreement. Expenses incurred for said services are included in cost of sales under 'Outside services' in the consolidated statement of comprehensive income (nil in 2020, see Note 21).

DMC-CERI operate, maintain and manage Parent Company's marine vessel for use in shiploading and delivery of coal to its various costumer. The coal freight billing is on a per metric ton basis plus demurrage charges for delays in loading and unloading of coal cargoes. Expenses incurred for these services are included in cost of sales under 'Hauling and shiploading costs' in the consolidated statement of comprehensive income (see Note 21).

In 2020, marine vessels were sold to DMC-CERI with a total cost of ₱564.28 million. Gain recognized from this transaction amounted to ₱56.30 million (see Notes 10 and 25).



Effective 2018, the Parent Company amended its Operations and Maintenance agreement with DMC-CERI wherein, DMC-CERI will be credited for all the despatch for the early loading and unloading of coal cargos in the Semirara Port. In addition, demurrage charges shall be charged to the account of DMC-CERI or the customer on the basis of who is at fault to cause the laytime delay.

Furthermore, DMC-CERI provides the Parent Company labor services relating to coal operations including those services rendered by consultants. Expenses incurred for said services are included in cost of sales under 'Direct labor' in the consolidated statement of comprehensive income (see Note 21).

Labor costs related to manpower services rendered by DMC-CERI represent actual salaries and wages covered by the period when the services were rendered to Parent Company in its coal operations. Under existing arrangements, payments of said salaries and wages are given directly to personnel concerned.

- f. The Group contracted DMCI for the construction of its 1x 5 MW Power Plant located at Semirara Island and the construction of SLPGC's 2x150 MW coal-fired thermal power plants in Batangas. Other services include ongoing rehabilitation of existing power plant, and other constructions in compliance with its Corporate Social Responsibility (CSR) such as construction of covered tennis courts, track and field, perimeter fence and others.

In addition, the Group have retention payable to DMCI which represents amounts withheld from payments to contractors as guaranty for any claims against them. These are noninterest-bearing and will be remitted to contractors at the end of the contracted work.

- g. The Group engaged Sirawai Plywood & Lumber Corp. and South Davao Development Corporation to supply various raw materials, office supplies and refreshments.
- h. DMC Urban Property Developers, Inc. (DMC-UPDI) had transactions with the Group representing long-term lease on land, warehouse space and other transactions rendered to the Parent Company necessary for the coal operations. Warehouse rental expenses are included in cost of sales under 'Outside services' while rental expenses related to land are included in cost of sales under 'Depreciation and amortization' in the consolidated statement of comprehensive income (see Note 21).
- i. Royal Star Aviation Inc. provide maintenance services and hangarage for the Parent Company's aircraft use to transport supplies, employees and visitors in and out the minesite. The related expenses are included in cost of sales under 'Production overhead' in the consolidated statement of comprehensive income (see Note 21).
- j. In 2019, Vincent Arrastre and Cargo Services, Inc. had transactions with the Parent Company for shipsiding services.

All outstanding balances from affiliates are included in receivables under 'Trade receivables - related parties' and 'Trade payables - related parties' in the consolidated statements of financial position (see Notes 5 and 15).



Terms and conditions of transactions with related parties

Except as indicated otherwise, the outstanding accounts with other related parties shall be settled in cash. The transactions are made at terms and prices agreed upon by the parties. The Group has approval process and established limits when entering into material related party transactions.

There have been no guarantees and collaterals provided or received for any related party receivables or payables. These accounts are noninterest-bearing and are generally unsecured. Impairment assessment is undertaken each financial year through a review of the financial position of the related party and the market in which the related party operates. As of December 31, 2020 and 2019, there were no impairment losses recognized on related party balances.

Compensation of key management personnel of the Group amounted to ₱66.96 million, ₱122.13 million and ₱255.96 million in 2020, 2019 and 2018, respectively.

There are no other agreements between the Group and any of its directors and key officers providing for benefits upon termination of employment, except for such benefits to which they may be entitled under the Group's pension plan.

20. Pension Plan

The Group has a funded, noncontributory defined benefit plan covering substantially all of its regular employees. The latest actuarial valuation is for the year ended December 31, 2020.

The Group accrues retirement costs (included in 'Pension liabilities' in the consolidated statements of financial position) based on an actuarially determined amount using the projected unit credit method.

The funds are administered by a trustee bank under the supervision of the BOD of the plan. The BOD is responsible for the investment of the assets. It defines the investment strategy as often as necessary, at least annually, especially in the case of the significant market developments or changes to the structure of the plan participants. When defining the investment strategy, it takes account of the plan's objectives, benefit obligation and risk capacity. The investment strategy is defined in the form of a long-term target structure (investment policy). The BOD delegates the implementation of the investment policy in accordance with the investment strategy as well as various principles and objectives to an Investment Committee, which also consists of members of the BOD, Vice-President for Treasury and Chief Finance Officer. The Vice-President for Treasury and Chief Finance Officer oversee the entire investment process.

Under the existing regulatory framework, Republic Act No. 7641 requires a provision for retirement pay to qualified private sector employees in the absence of any retirement plan in the entity, provided however that the employee's retirement benefits under any collective bargaining and other agreements shall not be less than those provided under the law. The law does not require minimum funding of the plan.

Provisions for pension liabilities are established for benefits payable in the form of retirement pensions. Benefits are dependent on years of service and the respective employee's final compensation. The Group updates the actuarial valuation every year by hiring the services of a third party professionally qualified actuary.



There are no plan amendments, curtailments or settlements in 2020, 2019 and 2018.

The cost of defined benefit pension plans and the present value of the pension liabilities are determined using actuarial valuations.

The actuarial valuation involves making various assumptions. The principal assumptions used in determining pension liabilities for the defined benefit plan are shown below:

	2020	2019	2018
Discount rate	3.72% - 4.07%	5.42% - 5.54%	7.53% - 7.70%
Salary increase rate	3.00% - 6.00%	3.00% - 6.00%	3.00% - 6.00%

The weighted average duration of significant defined benefit obligation per segment are as follows (average number of years) for 2020 and 2019:

	2020	2019
Mining	5.7 years	4.6 years
Power	8.6-15.1 years	7.2-12.7 years

The following table summarizes the components of pension expense in the consolidated statements of comprehensive income:

	2020	2019	2018
Current service cost	₱54,382,566	₱38,099,335	₱47,298,034
Interest expense related to the defined benefit liability	23,339,604	21,948,856	17,650,257
Interest income related to plan assets	(6,833,040)	(5,355,656)	(3,967,603)
	₱70,889,130	₱54,692,535	₱60,980,688

The above pension expense is included as 'Direct labor' under cost of sales and 'Personnel costs' under operating expenses in the consolidated statement of comprehensive income (see Notes 21 and 22).

The following tables provide analyses of the movement in the defined benefit liability, fair value plan assets and net pension liabilities recognized on consolidated statements of financial position:

	2020	2019
Defined benefit liability at beginning of year	₱421,791,341	₱285,553,528
Current service cost	54,382,566	38,099,335
Interest expense	23,339,604	21,948,856
Remeasurement losses arising from:		
Changes in financial assumptions	59,066,951	45,295,373
Experience adjustments	(15,702,291)	45,709,352
Benefits directly paid by the Group	(20,137,740)	(11,071,731)
Defined benefit liability at end of year	₱522,740,431	₱425,534,713



	2020	2019
Fair value of plan assets at beginning of year	₱127,037,944	₱69,553,974
Interest income	6,833,040	5,355,656
Contributions	(6,789,263)	54,000,000
Remeasurement losses arising from return on plan assets	(1,886,525)	(1,871,686)
Fair value of plan assets at end of year	₱125,195,196	₱127,037,944

	2020	2019
Net pension liability at beginning of year	₱ 294,753,397	₱215,999,554
Net pension expense	70,889,130	54,692,535
Actuarial losses recognized in OCI	45,251,186	89,133,039
Contributions	-	(54,000,000)
Benefit directly paid by the Group	(13,348,477)	(11,071,731)
Net pension liability at end of year	₱397,545,236	₱294,753,397

The Group does not expect any contribution into the pension fund for the next 12 months.

The composition and fair value of plan assets as at the end of reporting date are as follows:

	2020	2019
Cash and cash equivalents	₱-	₱56,690,623
Equity instruments		
Financial institutions	54,309,015	1,650,991
Real estate	-	-
Debt instruments		
Government securities	58,935,219	59,147,376
Unquoted debt securities	10,789,072	8,896,349
Receivables	1,161,890	652,605
	₱125,195,196	₱127,037,944

Trust fee in 2020 and 2019 amounted to ₱33,464 and ₱35,887 respectively.

The composition of the fair value of the plan assets includes:

- *Cash and cash equivalents* - include savings and time deposit with banks and special deposit account with Bangko Sentral ng Pilipinas.
- *Investment in equity securities* - includes investment in common and preferred shares of financial institutions traded in the Philippine Stock Exchange.
- *Investment in debt securities - government securities* - include investment in Philippine Retail Treasury Bonds and Fixed Rate Treasury Notes.
- *Investments in unquoted debt securities* - include investment in long-term debt notes and retail bonds.
- *Receivables* - pertain to interest and dividends receivable on the investments in the fund.



The management performs a study of how to match its existing assets versus the pension liabilities to be settled. The overall investment policy and strategy of the Group's defined benefit plan is guided by the objective of achieving an investment return which, together with contributions, ensures that there will be sufficient assets to pay pension benefits as they fall due while also mitigating the various risks of the plan. The Group's current guiding strategic investment strategy consists of 56% and 47% of debt instruments, 0% and 45% of cash and cash equivalents, 43% and 1% of equity instruments and 1% and 7% of others for 2020 and 2019, respectively.

Each sensitivity analysis on the significant actuarial assumptions was prepared by remeasuring the Defined Benefit Obligation (DBO) at the reporting date after first adjusting one of the current assumptions according to the applicable sensitivity increment or decrement (based on changes in the relevant assumption that were reasonably possible at the valuation date) while all other assumptions remained unchanged. The sensitivities were expressed as the corresponding change in the DBO.

It should be noted that the changes assumed to be reasonably possible at the valuation date are open to subjectivity, and do not consider more complex scenarios in which changes other than those assumed may be deemed to be more reasonable.

	Increase (Decrease)	Effect on Defined Benefit Liability	
		2020	2019
Discount rates	+1%	(P36,128,233)	(P22,611,988)
	-1%	42,488,899	25,979,165
Future salary increases	+1%	41,861,319	26,100,560
	-1%	(36,343,135)	(23,132,699)

Shown below is the maturity analysis of the undiscounted benefit payment up to 10 years:

	2020	2019
Less than 1 year	P198,723,961	P177,397,851
More than 1 year to 5 years	127,965,726	138,197,252
More than 5 years to 10 years	203,005,983	202,158,634
	P529,695,670	P517,753,737

The Group has no other transactions with the fund.

21. Cost of Sales

Cost of coal sales consists of:

	2020	2019	2018
Cost of coal (Note 7)			
Materials and supplies (Note 19)	P3,763,516,229	P5,112,461,962	P2,754,257,594
Fuel and lubricants	3,204,687,126	4,831,590,762	3,341,535,352
Depreciation and Amortization (Notes 10, 11 and 12)	2,642,045,362	3,461,657,292	3,276,055,748
Direct labor (Notes 19 and 20)	1,107,658,868	1,364,754,071	856,743,901

(Forward)



	2020	2019	2018
Production overhead (Note 19)	₱580,140,429	₱1,593,169,230	₱1,046,686,558
Outside services (Note 19)	542,297,370	1,211,178,162	526,404,379
Provision for decommissioning and site rehabilitation costs (Note 16)	-	-	436,522,946
	11,840,345,384	17,574,811,479	12,238,206,478
Hauling and shiploading costs (Notes 10 and 19)	439,966,574	208,974,190	23,877,634
	₱12,280,311,958	₱17,783,785,669	₱12,262,084,112

Cost of power sales consists of:

	2020	2019	2018
Coal	₱3,936,553,761	₱2,947,448,354	₱4,321,480,004
Depreciation and amortization (Note 10)	2,871,506,678	2,483,914,467	2,444,928,202
Energy spot purchases	411,055,081	2,790,441,203	1,203,199,309
Diesel	46,426,387	190,885,580	164,674,176
Bunker	39,740,981	97,391,081	58,678,806
Market fees	31,054,721	31,233,740	55,504,243
Lube	24,509,295	29,791,624	37,695,635
Coal handling expense (Note 19)	-	217,012,723	278,321,004
Others	58,258,633	75,254,559	17,604,798
	₱7,419,105,537	₱8,863,373,331	₱8,582,086,177

The cost of coal on power sales consists of:

	2020	2019	2018
Materials and supplies (Note 19)	₱1,244,697,656	₱946,901,917	₱1,131,940,919
Fuel and lubricants	1,059,877,602	894,880,508	1,373,299,507
Depreciation and amortization (Notes 10 and 12)	688,222,921	298,030,756	752,611,208
Direct labor (Notes 19 and 20)	366,333,055	252,772,198	352,103,405
Hauling and shiploading costs (Note 19)	203,422,980	34,791,561	7,571,574
Production overhead	191,868,292	295,077,990	430,165,773
Outside services (Note 19)	182,131,255	224,993,424	273,787,618
	₱ 3,936,553,761	₱2,947,448,354	₱4,321,480,004



22. Operating Expenses

	2020	2019	2018
Government share (Note 28)	₱1,813,594,427	₱3,927,055,360	₱3,569,015,013
Taxes and licenses	552,966,795	627,723,116	609,610,558
Personnel costs (Notes 19 and 20)	508,983,157	522,233,324	476,886,202
Operation and maintenance (Note 19)	415,104,047	455,298,286	418,287,094
Repairs and maintenance	283,240,150	249,052,444	402,427,446
Insurance and bonds	257,761,191	349,514,794	161,958,470
Depreciation and amortization (Notes 3, 10 and 11)	194,970,647	643,580,370	1,288,048,897
Write-down of property, plant and equipment (Notes 3 and 10)	157,196,754	83,535,586	–
Office expenses (Note 19)	110,296,868	140,504,952	252,947,300
Professional fees	71,194,050	82,956,495	91,302,820
Entertainment, amusement and recreation	36,940,602	37,704,730	73,506,431
Transportation and travel	14,226,265	25,533,655	25,685,337
Marketing	2,591,716	6,821,665	5,424,720
Provision for impairment losses (Notes 5 and 9)	–	82,939,079	25,330,965
Others (Notes 7, 8 and 10)	134,995,047	130,467,320	375,364,074
	₱4,554,061,716	₱7,364,921,176	₱7,775,795,327

In 2020, 2019 and 2018, the Group recorded accelerated depreciation for its power generation units amounting to ₱101.23 million, ₱549.95 million and ₱1,210.10 million, respectively, due to planned rehabilitation of the Group's coal-fired power plants in Calaca, Batangas.

Others pertain to various expenses such as advertising, utilities, Parent Company's equity in net earnings (losses) of SRPGC, information and communications technology (ICT) charges and other contracted services.

23. Finance Costs

	2020	2019	2018
Interest on:			
Long-term debt (Note 14)	₱668,081,709	₱538,199,923	₱717,642,152
Short-term loans (Note 13)	318,752,682	582,205,604	52,168,582
Accretion of provision for decommissioning and site rehabilitation costs (Note 16)	24,282,185	30,229,558	97,693,062
Lease liabilities (Note 11)	7,850,348	6,620,167	–
Amortization of debt issuance cost (Note 14)	30,676,096	14,837,763	11,095,035
Bank charges	45,177,531	144,774,497	64,336,144
	₱1,094,820,551	₱1,316,867,512	₱1,018,966,924



24. Finance Income

	2020	2019	2018
Interest on:			
Cash in banks (Note 4)	₱6,078,596	₱5,057,250	₱27,277,723
Cash equivalents (Note 4)	39,548,131	76,183,958	101,375,339
Others	246,212	201,741,824	515,305
	₱45,872,939	₱282,983,032	₱129,168,367

Others in 2019 includes interest income collected by SCPC in relation to the claims from Power Sector Assets and Liabilities Management (PSALM) and National Power Corporation (NPC) for the recovery of amounts charged and withheld by PSALM for spot purchases of SCPC in connection with NPC's over nomination of bilateral contracted capacity to a distribution utility company for the period January to June 2010.

25. Other Income (Charges)

	2020	2019	2018
Sale of fly ash (Note 29)	₱180,213,166	₱166,120,069	₱189,761,785
Gain (loss) on sale of equipment - net (Note 10)	67,002,889	(10,632,904)	22,683,458
Gain (loss) on financial asset at FVPL (Note 6)	–	(643,476,025)	91,593,548
Gain on pre-termination of option contract (Note 6)	37,238,898	–	–
Recoveries from insurance claims and claims from third party settlement (Notes 5 and 29)	–	668,393,238	287,765,808
Miscellaneous	32,264,656	5,794,226	16,607,255
	₱316,719,609	₱186,198,604	₱608,411,854

Recoveries from insurance claims and claims from third party settlement

Recoveries from insurance claims pertain to the amount reimbursed by the insurer on insured equipment that were damaged. In 2019 and 2018 (nil in 2020), the Group received insurance claims amounting to ₱699.69 million (inclusive of ₱7.62 million accrued as of December 31, 2018) and ₱476.14 million, respectively, to cover the cost of repair for the unplanned shutdown of Unit 3 of SLPGC's 2x150 MW coal-fired power plant. The amount of other income recognized from the insurance claims is net of related cost of repairs amounting to ₱23.69 million and ₱250.77 million in 2019 and 2018, respectively.

Gain (loss) on financial asset at FVPL

Net gain on financial asset at FVPL related to the fair value gain on the option contract with a retail electricity supplier. This includes realized loss of ₱398.03 million in 2019 and realized gain of ₱65.82 million and ₱36.60 million in 2018 (see Note 6).

Miscellaneous

Miscellaneous pertains to the one-time payment received from AC Energy Inc. related to the new Power Supply Agreement entered on March 26, 2020 and sale of sample products for its claystone business.



26. Income Tax

The provision for (benefit from) income tax consists of:

	2020	2019	2018
Current	₱78,606,899	₱137,373,974	₱704,272,857
Final	7,460,349	16,228,957	24,815,699
Deferred	46,530,509	(448,728,617)	412,402
	₱132,597,757	(₱295,125,686)	₱729,500,958

The reconciliation of the effective statutory income tax rate to the effective income tax rate shown in the consolidated statements of comprehensive income follows:

	2020	2019	2018
Statutory income tax rate	30.00%	30.00%	30.00%
Adjustments for:			
Nondeductible expense	1.83	0.56	0.29
Nondeductible interest expense	0.17	0.10	0.02
Movement in unrecognized deferred tax assets	(1.31)	(0.16)	0.24
Interest income already subject to final tax at a lower rate	(0.17)	(0.09)	(0.11)
Tax-exempt income	(26.66)	(33.56)	(24.72)
Effective income tax rate	3.86%	(3.15%)	5.72

The components of net deferred tax assets as of December 31, 2020 and 2019 follow:

	2020	2019
Deferred tax assets (liabilities) on:		
Allowance for expected credit losses and impairment losses	₱510,416,398	₱510,416,398
NOLCO	192,787,790	194,128,332
Accrual of pension obligation	99,169,806	104,636,520
Allowance for inventory obsolescence	20,218,166	20,218,166
Provision for decommissioning and site rehabilitation	5,394,890	4,791,123
Unrealized foreign exchange loss – net	10,621,301	41,767,971
Others	16,388,187	12,222,552
	₱854,996,538	₱888,181,062

Deferred tax assets are recognized only to the extent that taxable income will be available against which the deferred tax assets can be used.

The Group has the following deductible temporary differences that are available for offset against future taxable income or tax payable for which deferred taxes have not been recognized:

	2020	2019
NOLCO	₱–	₱418,554
Allowance for impairment losses	157,196,754	156,068,023
	₱157,196,754	₱156,486,577



Rollforward analysis of the Group's NOLCO follows:

	2020	2019
Balance at beginning of year	₱647,512,994	₱1,809,786,446
Addition	-	647,094,440
Expiration	(4,887,027)	(1,809,367,892)
Balance at the end of year	₱642,625,967	₱647,512,994

The Group did not recognize deferred tax assets on NOLCO incurred in 2017 amounting to ₱0.42 million which will expire by 2020.

Board of Investments (BOI) Incentives

Parent Company

On August 31, 2012 and February 24, 2016, BOI has granted the Parent Company Certificates of Registration as New Producer of Coal in accordance with the provisions of the Omnibus Investments Code of 1987 in relation to the operation in Narra Minesite (formerly Bobog) (Certificate of Registration No. 2012-183) and Molave Minesite (Certificate of Registration No. 2016-042). Pursuant thereto, the Parent Company shall be entitled to the following incentives for the two Certificates of Registration, among others:

- a. ITH for four (4) years from January 2015 and January 2017 for Narra minesite and Molave minesite, respectively, or actual start of commercial operations, whichever is earlier, but in no case earlier than the date of registration.
- b. Income qualified for ITH availment shall not exceed by more than 10% of the projected income represented by the Parent Company in its application provided the project's actual investments and employment match the Parent Company's representation in the application.

On October 24, 2019, the BOI approved the request for suspension of Narra Mine until the slope stability of the Narra mine to resume production is ensured, as follows:

- a. the suspension of mining operation of Narra Mine under its Certificate of Registration No. 2012-183 dated August 31, 2012, subject to the capping of ITH incentive of Molave mine to 9,697,165 MT under BOI Certificate of Registration No. 2016-042 dated February 24, 2016, which is the highest attained production volume for the last three (3) years of operation; and,
- b. the suspension of the corresponding ITH under its Certificate of Registration No. 2012-183 dated August 31, 2012.

On November 28, 2019, the BOI approved the Parent Company's application for extension for one (1) year for ITH incentive. The approved bonus year under Certificate of Registration No. 2016-042 is for the period October 15, 2020 to October 14, 2021 using the Indigenous Raw Material Criterion pursuant to Executive Order No. 226.

The Parent Company received a letter from the BOI dated February 28, 2020, stating that the BOI per Board Resolution No. 04-14, Series of 2020, approved the motion for reconsideration of the Parent Company and that the portion of BOI Board Resolution No. 31-07, Series of 2019, capping the incentive of Molave mine to 9,697,165 MT be amended. The annual coal production rate of 16 million metric tons as specified in the Amended Environmental Compliance Certificate issued by the Department of Environment and Natural Resources-Environmental Management Bureau (DENR-



EMB) shall be imposed upon the Parent Company's two (2) projects under BOI Certificate of Registration No. 2012-183 dated August 31, 2012 and BOI Certificate of Registration No. 2016-042 dated February 24, 2016 as New Producer of Coal, pursuant to the provisions under the Executive Order No. 226. Any revenue arising from the coal production in excess of 16 million metric tons annual production rate shall not be entitled to ITH incentive.

The Parent Company availed of incentive in the form of ITH on its income under registered activities amounting to ₱967.11 million, ₱2,323.04 million and ₱3,060.71 million in 2020, 2019 and 2018, respectively.

SLPGC

On June 21, 2012, the application for registration of SLPGC as new operator of 300 MW (Phase 1) Batangas Coal Fired Power Plant on a Non-Pioneer Status under the Omnibus Investments Code of 1987 (Executive Order No. 226) was approved. Pursuant thereto, SLPGC shall be entitled to the following incentives, among others:

- a. ITH for four (4) years from January 2015 or actual start of commercial operations, whichever is earlier, but in no case earlier than the date of registration.
- b. For the first five (5) years from date of registration, the enterprise shall be allowed an additional deduction from taxable income of 50% of the wages corresponding to the increment in number of direct labor for skilled and unskilled workers in the year of availments as against the previous year if the project meets the prescribed ratio of capital equipment to the number of workers set by the Board and provided that this incentive shall not be availed of simultaneously with the ITH.
- c. Importation of consigned equipment for a period of 10 years from date of registration, subject to posting of re-export bond.
- d. Employment of foreign nationals. This may be allowed in supervisory, technical or advisory positions for five (5) years from date of registration; and,
- e. Simplification of customs procedures for the importation of equipment, spare parts, raw materials and supplies.

On June 19, 2015, SLPGC wrote the BOI informing the latter of the delay in the start of commercial operations of Units 1 & 2 of the 2x150 MW coal-fired power plant citing as reason the delay in the substation interconnection of the plant due to legal and commercial issues between and among the National Power Corporation, National Transmission Corporation, First Gas Power Corporation, MERALCO, PSALM and National Grid Corporation.

On July 2, 2015, the BOI replied that the BOI may grant a request for deferment of start of commercial operations with justifiable cause for a maximum of one (1) year. The BOI may also grant a second request for deferment for six (6) months provided that the reason for the second request is different from the first. However, failure to start commercial operations as committed in a second request shall be a ground for automatic cancellation of registration without prejudice to filing a new application for registration.



On February 16, 2016, SLPGC informed the BOI that testing and commission commenced shortly after the interconnection issue was resolved on July 16, 2015. In said letter, SLPGC formally requested the BOI for extension of the reckoning period of ITH for the six (6) months or up to June 2016.

On June 29, 2016, the BOI granted the request for the movement of the reckoning period for the ITH incentive from January 1, 2015 to January 1, 2016 due to the delay arising from interconnection issue which is considered as an operational force majeure. On February 5, 2020, the BOI approved SLPGC's application for extension of ITH incentives for one (1) year for the period of January 1, 2020 to December 31, 2020, using the Indigenous Raw Material criterion pursuant to Executive Order No. 226.

In 2020, 2019 and 2018, SLPGC availed of tax incentive in the form of ITH on its income under registered activities amounting to ₱834.33 million, ₱826.65 million, and ₱229.95 million, respectively.

Corporate Recovery and Tax Incentive for Enterprise (CREATE) Act

In February 2021, the Bicameral Conference Committee of both the Senate and the Congress have ratified the Bicameral Committee's version of the proposed "Corporate Recovery and Tax Incentives for Enterprises (CREATE) Act", which seeks to reduce the corporate income tax rate and rationalize the current fiscal incentives by making them time-bound, targeted and performance-based. Once the approved bill is submitted to the Office of the President for approval, the President can either approve or veto the fully enrolled bill; or approve or veto only certain provisions of the bill. If the bill is approved or the 30-day time period for the Office of the President to veto the bill has lapsed, the bill will then be enacted as a law.

The key changes of the submitted CREATE bill for approval are as follows:

- Effective July 1, 2020, RCIT rate is decreased from 30% to 20% for corporations with total assets of ₱100.0 million or below and taxable income of ₱5.0 million and below. All other corporations not meeting the criteria will be subject to lowered RCIT rate of 25% from 30%;
- Effective July 1, 2020 and for a period of 3 years, MCIT rate will lowered from 2% to 1% of gross income; and,
- Improperly accumulated earnings tax of 10% will be repealed.

The RCIT and MCIT applied in the preparation of the consolidated financial statements as at and for the year December 31, 2020 are based on the substantially enacted tax rates existing as of the balance sheet date which are 30% RCIT and 2% MCIT. Should the CREATE bill be subsequently enacted as a law prior to the filing deadline of the 2020 annual income tax return on April 15, 2021 and the retrospective effectivity beginning July 1, 2020 for both RCIT and MCIT are carried in the enacted bill, the excess accrued RCIT and MCIT as of the balance sheet date will be considered as reversal of accrual in 2021.



27. Basic/Diluted Earnings Per Share

The following table presents information necessary to calculate earnings per share:

	2020	2019	2018
Net income	₱3,286,749,412	₱9,678,790,811	₱12,025,381,058
Divided by the weighted average number of common shares outstanding	4,250,547,620	4,250,547,620	4,250,547,620
Basic/diluted earnings per share	₱0.77	₱2.28	₱2.83

There have been no other transactions involving common shares or potential common shares between the reporting date and the date of authorization of these consolidated financial statements.

28. Coal Operating Contract with DOE

On July 11, 1977, the Government, through its former Energy Development Board, awarded a 35-year COC to a consortium led by Vulcan Industrial & Mineral Exploration Corporation and Sulu Sea Oil Development Corporation that subsequently assigned said COC to then Semirara Coal Corporation, now the Parent Company, on April 7, 1980. On July 27, 1977, Presidential Decree (PD) 972 was amended by PD 1174: (a) increasing coal operators' maximum cost recovery from an amount not exceeding 70% to 90% of the gross proceeds from production, and (b) increasing the amount of a special allowance for Philippine corporations from an amount not exceeding 20% to 30% of the balance of the gross income, after deducting all operating expenses. As a result, the Parent Company's COC was subsequently amended on January 16, 1981 reflecting said changes.

On May 13, 2008, the DOE granted the Parent Company's request for an extension of its COC for another 15-year or until July 14, 2027.

On November 12, 2009, the COC was amended further, expanding its contract area to include Caluya and Sibay Islands, Antique, covering an additional area of 3,000 hectares and 4,200 hectares, respectively.

On August 6, 2018, the COC was amended relinquishing the contract areas in Caluya and Sibay Islands, Antique. The contract areas under the COC was re-configured with an area of 13,000 hectares.

On April 29, 2013, the DOE issued a new COC to the Parent Company granting the Parent Company the exclusive right to conduct exploration, development and coal mining operations in the municipality of Bulalacao, province of Oriental Mindoro, up to a maximum of 36 years from its effective date. The COC covers two coal-bearing parcels of land covering areas of 2,000 and 5,000 hectares, respectively.

On June 7, 2013, the DOE issued a new COC to the Parent Company granting the Parent Company the exclusive right to conduct exploration, development and coal mining operations in the municipalities of Maitum and Kiamba, province of Sarangani, up to a maximum of 36 years from its effective date. The COC covers a coal-bearing parcel of land covering area of 5,000 hectares. On January 18, 2019, the old COC was voluntarily relinquished by the Parent Company.



In return for the mining rights granted to the Parent Company, the Government is entitled to receive annual royalty payments consisting of the balance of the gross income after deducting operating expenses, operator's fee and special allowance. The DOE, through the Energy Resources Development Bureau, approved the exclusion of coal produced and used solely by the Parent Company to feed its power plant used for mining operations in determining the amount due to DOE.

Royalty dues for DOE's share under this contract and to the different LGU in the province of Antique, under the provisions of the Local Government Code of 1991, amounted to ₱1,813.59 million, ₱3,927.06 million and ₱3,569.02 million in 2020, 2019 and 2018, respectively, included under 'Operating expenses' in the consolidated statements of comprehensive income (see Note 22). Payable to DOE and LGU, amounting to ₱1,034.08 million and ₱855.90 million as of December 31, 2020 and 2019, respectively, are included under the 'Trade and other payables' account in the consolidated statements of financial position (see Note 15).

29. Contingencies and Commitments

SCPC

a. Provision for billing disputes

On October 20, 2010, SCPC filed a Petition for dispute resolution ("Petition") before the ERC against NPC and PSALM involving over-nominations made by NPC during the billing periods January to June 2010 beyond the 169,000 kW MERALCO allocation of SCPC, as provided under the Schedule W of the APA.

In its Petition, SCPC sought to recover the cost of energy (a) sourced by SCPC from WESM in order to meet NPC's nominations beyond the 169,000 kW MERALCO contracted demand, or (b) procured by NPC from the WESM representing energy nominated by NPC in excess of the 169,000 kW limit set in Schedule W, cost of which was charged by PSALM against SCPC. In relation to this, NPC withheld the payments of MERALCO and remitted to SCPC the collections, net of the cost of the outsourced energy.

SCPC has likewise sought to recover interest on the withheld MERALCO payments collected by PSALM that is unpaid to SCPC as of due date, to be charged at the rate of 6% computed from the date of SCPC's extrajudicial demand until full payment by PSALM.

During the preliminary conference scheduled on November 25, 2010, the ERC's hearing officer directed the parties to explore the possibility of settling the dispute amicably. As the parties failed to arrive at a compromise during the prescribed period, hearings resumed with the conduct of preliminary conference on February 23, 2011, without prejudice to the result of any further discussions between the parties for amicable settlement. The ERC set the next hearing for the presentation of witnesses on March 22 and 23, 2011.

In 2010, SCPC wrote-off the total amount withheld by NPC, which amounted to ₱383.29 million. Though a provision has already been made, SCPC has not waived its right to collect the said amount in case the outcome of the dispute resolution would be a favorable settlement for SCPC. The provision will be reversed and an income would be recognized in the 'Other income - net' account upon collection of the said receivable.



On July 6, 2011, the ERC rendered its Decision in favor of SCPC and directed the parties, among others to submit the reconciled computation of the over-nominations and other MERALCO payments withheld by PSALM during the periods January 2010 to June 2010, and for PSALM to return to SCPC the amount computed and reconciled, including the interests thereon a rate of 6% per annum. PSALM filed a Motion for Reconsideration on the Decision which was denied by ERC in an order dated February 13, 2012 for lack of merit.

On April 24, 2012, SCPC and PSALM each filed their Compliance submitting the reconciled computations of the over-nominations and other MERALCO payments withheld by PSALM, as agreed upon by the parties, in the principal amount of ₱476.00 million.

On December 4, 2013, SCPC filed a Motion for Issuance of Writ of Execution praying to direct PSALM to remit the Principal Amount, including interest of 6% per annum computed from August 4, 2010 until the date of actual payment, as well as the value added tax collected by PSALM from MERALCO, pursuant to the ERC's Decision dated July 6, 2011 and Order dated February 13, 2012.

On June 23, 2014, the ERC issued an Order granting the Writ of Execution in favor of SCPC and called a clarificatory conference on September 3, 2014 for the parties to discuss the details of the execution. PSALM filed a Motion for Reconsideration of the ERC's Order dated June 23, 2014.

On September 3, 2014 clarificatory conference, the ERC directed the parties to discuss how they could mutually carry out the execution granted by the ERC in favor of SCPC and likewise (1) granted SCPC 10 days to file its Comment/Opposition to PSALM's motion for reconsideration; and (2) ordered PSALM to file its Compliance and submit a copy of the 3rd Indorsement dated May 29, 2014 issued by the General Counsel of the Commission on Audit (COA) to PSALM.

On September 11, 2014, PSALM filed its Compliance and duly submitted the 3rd Indorsement. On September 15, 2014, SCPC filed its Opposition to PSALM's Motion for Reconsideration.

On July 18, 2017, the ERC issued an Order granting PSALM's Motion for Reconsideration (MR) and setting aside its Order dated June 23, 2014. In the said Order, the ERC stated that the grant of PSALM's motion is without prejudice to the filing of SCPC of the appropriate money claims with COA.

PSALM's Petition for Review before the Court of Appeals and Supreme Court of the Philippines

Meanwhile, PSALM filed a Petition for Review with Prayer for Temporary Restraining Order (TRO) and/or Preliminary Injunction with the Court of Appeals on March 30, 2012, questioning the ERC's decision dated July 6, 2011 and Order dated February 13, 2012. On September 4, 2012, the Court of Appeals rendered a Decision, denying PSALM's petition and affirming the related Decision and Order previously issued.

PSALM subsequently filed a Motion for Reconsideration dated September 26, 2012 and seeking the reconsideration of the Decision dated September 4, 2012. SCPC filed its Opposition to PSALM's Motion for Reconsideration on November 5, 2012.

Subsequently, the Court of Appeals issued a Resolution denying the Motion for Reconsideration filed by PSALM on November 27, 2012.



On December 27, 2012, PSALM filed a Petition for Review on Certiorari with Prayer for Issuance of Temporary Restraining Order and/or Preliminary Injunction with the Supreme Court (Court).

Subsequently the Court issued a Resolution dated January 21, 2013 requiring SCPC to file a Comment to PSALM's Petition. Thus, on March 25, 2013, SCPC filed its Comment.

PSALM filed a Motion for Extension to file reply on July 25, 2013, requesting for an additional period of 10 days from July 25, 2013, or until August 4, 2013, within which to file its Reply. PSALM subsequently filed its Reply on August 2, 2013.

In a Resolution dated September 30, 2013, the Court granted PSALM's Motion for Extension to File Reply and noted the filing of PSALM's Reply.

On December 16, 2016, the Court issued a Notice of Decision and Decision dated December 5, 2016. In said Decision, the Court denied PSALM's Petition for Review on Certiorari with Prayer for issuance of Temporary Restraining Order and/or Preliminary injunction and affirmed the ruling of the Court of Appeals.

PSALM filed its Motion for Reconsideration dated January 19, 2017. On February 13, 2017, the Supreme Court rendered Decision denying with finality PSALM's Motion for Reconsideration.

On February 22, 2017, due to the denial with finality of PSALM's Motion for Reconsideration by the Supreme Court, the Company filed with the ERC an Urgent Motion for Resolution of PSALM's Motion for Reconsideration pending with the ERC. The Company prayed that that the MR be denied and a writ of execution be issued in favor of the Company.

Petition for Money Claim versus PSALM before the Commission on Audit (COA)

On November 27, 2017, SCPC filed before the COA a Petition for Money Claim against PSALM for the enforcement of the Decision dated July 6, 2011 and Order dated February 13, 2012 issued by the ERC in ERC Case No. 2010-058MC, as affirmed by the Court of Appeals in its Decision dated September 4, 2012 in CA-C.R. No. 123997, and by the Supreme Court in its Decision dated December 5, 2017 in G.R. No. 204719.

On December 11, 2017, SCPC received a copy of the Order dated November 29, 2017 issued by COA directing PSALM to submit its answer to SCPC's Petition dated November 27, 2017 within 15 days from receipt thereof. Upon confirmation from the Philippine Post Office - Quezon City, PSALM received a copy of the foregoing Order on December 14, 2017. Hence, PSALM has until December 29, 2017 within which to file its answer.

As of December 31, 2017, since this case involves issues which have been settled by no less than the Supreme Court in a final and executory judgment, i.e., PSALM's liability in the principal amount of ₱476.70 million inclusive of VAT, the recovery of SCPC's money claim is certain. The filing of Petition with COA is for the purpose of executing the money judgment since the ERC refused to execute the same based on the rule that all money claims against the government must first be filed with the COA.

On February 7, 2018, SCPC filed with COA a Motion to Declare Respondent PSALM Corporation in Default in view of PSALM's failure to file Answer within the period provided by COA in the Order dated November 29, 2017. However, on February 15, 2018, SCPC received a copy of PSALM's Motion to Admit Attached Answer with Answer both dated February 12,



2018. In its Answer, PSALM confirmed that it had not made any payments in connection with the ERC Decision dated July 6, 2011 but contended that SCPC's prayer for payment of interest should be denied because allegedly, SCPC's Petition dated November 27, 2017 and the ERC decision failed to state as to when the interest should be counted from. On March 1, 2018, SCPC filed its Reply to PSALM's Answer and refuted PSALM's claim regarding imposition of interest.

On November 29, 2018, SCPC filed an Urgent Motion for Resolution with the COA praying for immediate resolution of the case. On December 14, 2018, PSALM filed its Comment to SCPC Urgent Motion for Resolution raising the same arguments raised in its Answer. On January 4, 2018, SCPC filed its Reply to PSALM's Comment to the Urgent Motion for Resolution.

On April 22, 2019, the COA issued its decision granting SCPC's money claim in the amount of ₱476.70 million, plus 6% interest. On June 28, 2019, PSALM paid the said amount in favor of SCPC (see Note 24).

b. Power Supply Agreement with MERALCO

On December 20, 2011, SCPC entered into a new power supply agreement with MERALCO which took effect on December 26, 2011 and shall have a term of seven (7) years, extendable upon mutual agreement by the parties for another three (3) years. Based on this agreement, SCPC shall provide MERALCO with an initial contracted capacity of 210MW and shall be increased to 420MW upon commercial operation of the plant's Unit 1. Commercial operation of plant's Unit 1 started in June 2013.

On March 12, 2012, MERALCO filed an application for the Approval of the PSA between MERALCO and SCPC, with a Prayer for Provisional Authority, docketed as ERC Case No. 2011-037 RC.

In the said application, MERALCO alleged and presented on the following: a.) the salient provisions of the PSA; b.) payment structure under the PSA; c.) the impact of the approval of the proposed generation rates on MERALCO's customers; and d.) the relevance and urgent need for the implementation of the PSA.

On December 17, 2012, the ERC issued a Decision approving the application with modification. On January 7, 2013, applicant MERALCO filed a Motion for Partial Reconsideration of the ERC Decision dated December 17, 2012 to introduce additional material evidence not available at the time of the filing of the application, in support of the reconsideration of the approved Fixed O&M (FOM) fee of ₱4,785.12/kW per year. On February 8, 2013, MERALCO filed its Supplemental Motion for Partial Reconsideration with Motion for Clarification (Supplemental Motion) to include the recovery of cost of diesel not as part of the variable O&M Fee.

On May 2, 2018, the ERC issued an Order of even date, requiring submission of documentary requirements to support its Motion for Partial Reconsideration and the Supplemental Motion. On May 23, 2018, SCPC submitted its Compliance with Motion for Early Resolution to the ERC. On May 29, 2018, SCPC received an Order from the ERC allowing recovery of the cost of diesel during Power Plant's Startup and Shutdown under Reimbursable Cost but deferred MERALCO's prayer to adjust the approved FOM fee of ₱4,785.12/kW-Year to ₱4,977.45/kW-Year.

On July 17, 2018, further to ERC Order dated May 29, 2018, SCPC issued a Debit Memo to MERALCO and MERALCO RES in the amounts of ₱1,170.44 million and ₱407.46 million, respectively.



On August 20, 2018, SCPC received a copy of MERALCO's Motion for Clarification with Manifestation seeking to clarify the details of the approved components of the FOM fee, including the amounts pertaining to diesel and bunker oil. MERALCO also sought to clarify that the ERC grant of the Power Plant's Startup and Shutdown under Reimbursable Cost refers to Component E of the Payment Structure discussed in Appendix E of the PSA to avert any erroneous/invalid billing from SCPC regarding Reimbursable Costs. On August 30, 2019 MERALCO filed with the ERC its Urgent Motion for Resolution of its earlier Motion for Clarification with Manifestation.

As of March 3, 2021, ERC has yet to resolve the pending motions filed by MERALCO.

c. Power Supply Agreement with MERALCO RES

On May 5, 2017, SCPC entered into a new power supply agreement with MPower, MERALCO's local retail electricity supply business segment which will take effect on June 26, 2019 with a term of 10 years, extendable upon mutual agreement for another four (4) years. On February 24, 2020, SCPC and MPower amended the agreement, shortening the term until October 25, 2021 and reducing the contract capacity of 170MW until the end of the term.

d. Dispute Resolution Proceedings with MERALCO (Line Loss Rental)

On August 29, 2013, MERALCO filed a Petition for Dispute Resolution before the ERC against SCPC and other generating companies praying for refund of the amount of line loss allegedly collected by the said generating companies.

On September 20, 2013, the generating companies filed a Joint Motion to Dismiss arguing that MERALCO's Petition failed to state a cause of action and the ERC has no jurisdiction over the subject matter of the case.

On September 25, 2013, the ERC directed MERALCO to file its comments on the Joint Motion to Dismiss. The ERC likewise set the hearing on the Joint Motion to Dismiss on October 14, 2013.

On October 14, 2013 during the hearing on the Joint Motion to Dismiss, ERC directed MERALCO to furnish the generating companies of its Comment and Pre-Trial Brief; granted MERALCO a period of three (3) days from receipt of the generating companies Reply within which to file a Rejoinder; granted the generating companies a period of five (5) days from receipt of MERALCO's Rejoinder to file a Sur-Rejoinder.

The ERC denied the generating companies prayer to hold in abeyance the conduct of the initial hearing on October 17, 2013 and shall proceed on said date only insofar as the jurisdictional hearing is concerned without prejudice to the ERC's resolution of the Joint Motion to Dismiss.

The generating companies' Joint Motion to Dismiss has been submitted for resolution. As of March 3, 2021, the Joint Motion to Dismiss has yet to be resolved.



e. Temporary Restraining Order on MERALCO

On December 23, 2013, the Supreme Court (SC) issued a temporary restraining order (TRO) to MERALCO enjoining it from increasing the generation rates it charges to its consumers arising from the increased generation costs from its suppliers for the supply month of November 2013. The said TRO also enjoined the ERC from implementing its December 9, 2013 Order authorizing MERALCO to stagger the collection of its increased generation costs for the supply month of November 2013. The TRO was for a period of 60 days from December 23, 2013 to February 21, 2014.

On January 10, 2014, the SC impleaded MERALCO's suppliers of generation costs, including Philippine Electricity Market Corporation (PEMC), the operator of the WESM, as parties-respondents in the cases.

On February 18, 2014, the SC extended the TRO for another 60 days up to April 22, 2014.

On April 24, 2014, the SC issued a resolution and corresponding TRO, extending indefinitely the TRO issued on December 23, 2013 and February 18, 2014.

As a result of the TRO, MERALCO has not been able to fully bill its consumers for the generation costs for the supply month of November 2013; and in turn, it has not been able to fully pay its suppliers of generation costs, including PEMC.

On March 11, 2014, the ERC released its ERC Order (Case No 2014-021MC, dated March 3, 2014) voiding the Luzon WESM prices during the November and December 2013 supply months and declaring the imposition of regulated prices in lieu thereof. PEMC was hereby directed within 7 days from receipt of the Order to calculate these regulated prices and implement the same in the revised WESM bills of the concerned Distribution Utilities (DUs) in Luzon for the November and December 2013 supply months for their immediate settlement, except for MERALCO whose November 2013 WESM bill shall be maintained in compliance with the TRO issued by the SC.

Several generation companies and distribution companies filed their respective Motions for Reconsideration of the March 3, 2014 ERC Order. SCPC filed its Motion for Reconsideration with Motion for Deferment of implementation of the Order dated March 3, 2014 on March 31, 2014. The said Motions were set for hearing on April 28, 2014.

In the meantime, PEMC issued the adjusted WESM bills to the market participants, including SCPC. In an Order dated March 27, 2014, the ERC directed PEMC to provide the market participants an additional period of 45 days from receipt of the Order within which to comply with the settlement of the adjusted WESM bills in view of the pendency of the various submissions before the ERC.

During the hearing held on April 28, 2014, the ERC directed the parties to submit their respective memoranda by May 2, 2014. In compliance with the directive, SCPC filed a Manifestation on May 2, 2014 that it is adopting its Motion for Reconsideration in lieu of filing a Memorandum. In an Order dated October 15, 2014, the ERC denied SCPC's Motion for Reconsideration.

On December 11, 2014, SCPC filed a Petition for Review with Prayer for Issuance of Temporary Restraining Order and/or Writ of Injunction with the Court of Appeals seeking reversal of the ERC Orders dated March 3, 2014 and October 15, 2014. In a resolution dated April 30, 2015, the SCPC's Petition was consolidated with other related cases filed by other generation



companies before the Court of Appeals. PEMC and ERC filed their respective Consolidated Comments on the consolidated Petitions to which the SCPC filed its Reply.

MERALCO filed its Consolidated Motion for Leave to Intervene with Opposition to Prayers for issuance of Temporary Restraining Order and/or Writ of Injunction. SCPC filed its Comment to MERALCO's Consolidated Motion on November 2, 2015.

Pending the finality of the ERC Order dated March 3, 2014 on recalculation of the WESM prices for the November and December 2013 supply months and its effect on each generation company that trade in the WESM, SCPC estimated its exposure to the said ERC order. In relation to the ERC Order, SCPC entered into a special payment arrangement with PEMC for the payment of the customer's reimbursement, through PEMC, in excess of the regulated price for the purchases through spot market in November and December 2013. The payments are over 24 months from June 2014 to May 2016. Total payments amounted to ₱674.00 million.

On December 14, 2017, SCPC received Meralco's and ERC's Motion for Reconsideration of the Court Appeal's Decision dated December 8 and 12, 2017, respectively. Likewise, SCPC received Motions for Leave to Intervene with Motion to Admit Attach Motion for Reconsideration filed by several third parties such as Mercury Drug Corporation, Riverbanks Development Corporation, Philippine Steelmakers Association and Ateneo de Manila University, seeking intervention in the instant case and reconsideration of the Court of Appeal's Decision.

On July 30, 2018, SCPC filed its Consolidated Comment on MERALCO's and ERC's Motion for Reconsideration. On November 29, 2018, the CA directed SCPC to comment on the Motion for Leave to Intervene and to Admit Motion for Reconsideration in Intervention of the CA's decision filed by movant-intervenors PRHC Property Managers Inc. and the Philippine Stock Exchange Centre Condominium Corporation. On December 2018, SCPC instead submitted a Manifestation in lieu of a comment since the grounds relied upon by the movants are similar to the grounds to the other movants already addressed by SCPC in its Consolidated Comment and duly passed upon by the CA in its Resolution dated March 22, 2018.

As of March 3, 2021, the CA has yet to resolve ERC and MERALCO'S Motion for Reconsideration.

f. Land Lease Agreement with PSALM

SCPC entered into an LLA with PSALM for the lease of land in which its plant is situated, for a period of 25 years, renewable for another 25 years, with the mutual agreement of both parties.

Provisions of the LLA include that SCPC has the option to buy the Option Assets upon issuance of an Option Existence Notice (OEN) by the lessor. Optioned assets are parcels of land that form part of the leased premises which the lessor offers for the sale to the lease.

In the event that the lessor issues an OEN and SCPC buys the option assets, the land purchase price should be equivalent to the highest of the following and/or amounts: (i) assessment of the Provincial Assessors of Batangas Province; (ii) the assessment of the Municipal or City Assessor having jurisdiction over the particular portion of the leased premises; (iii) the zonal valuation of Bureau of Internal Revenue or, (iv) 21.00 per square meter (dollar). Valuation basis for (i) to (iii) shall be based on the receipt of PSALM of the option to exercise notice.



On July 12, 2010, PSALM issued an OEN and granted SCPC the “Option” to purchase parcels of land (Optioned Assets) that form part of the leased premises. SCPC availed of the “Option” and paid the Option Price amounting to US\$0.32 million (or ₱14.72 million), exercisable within one year from the issuance of the OEN.

On April 28, 2011, SCPC sent a letter to PSALM requesting for the assignment of the option to purchase a lot with an area of 82,740 sqm in favor of its Parent Company (SMPC). On May 5, 2011, PSALM approved the assignment. On June 1, 2011, SCPC exercised the land lease option at a purchase price of ₱292.62 million and is included as part of ‘Property, plant and equipment. The 82,740 sqm lot was later assigned to and purchased by SLPGC.

On October 12, 2011, SCPC reiterated its proposal to purchase the remainder of the Leased Premises not identified as Optioned Assets. One of the salient features of the proposal included the execution of CTS between SCPC and PSALM. This included the proposal of SCPC to assign its option to purchase and sublease in favor of SLPGC.

On February 13, 2012, PSALM held off the approval of the proposal to purchase the portion of Calaca Leased Premises not identified as Optioned Assets, subject to further studies. On the same date, PSALM’s Board approved SCPC’s request to sub-lease a portion of the Calaca Leased Premises to SLPGC for the purpose of constructing and operating a power plant.

On February 14, 2014, SCPC reiterated its proposal to purchase the Calaca Leased Premises not identified as Optioned Assets. On February 1, 2017, SCPC again reiterated to PSALM its proposal to purchase the Calaca Leased Premises.

On September 24, 2019, PSALM informed SCPC regarding lots ready for OEN issuance. On February 11, 2020, SCPC wrote PSALM seeking clarifications on the status of lots available for OEN. On December 3, 2020, PSALM replied addressing SCPC’s clarifications.

As of March 3, 2021, SCPC is still evaluating its position on whether to proceed with the purchase taking into considerations the status of the lots and its current zonal valuations.

Foreshore lease

On April 2009, NPC and the Department of Environment and Natural Resources – Community Environment and Natural Resources Office (DENR-CENRO) entered to a 25-year foreshore lease agreement. On July 29, 2009, DMCI Holdings, Inc. (DHI) won the open and competitive bidding of the 600MW Batangas Coal-Fired Thermal Power Plant. PSALM and SCPC executed the Deed of Sale on the power plant. On December 29, 2011, NPC transferred its rights over the foreshore lease with DENR-CENRO thru an execution of Deed of Assignment in which SCPC unconditionally agrees to assume all rights and obligations under the Foreshore Lease Contract. Lease payments is subject to reappraisal every 10 years of the contract. On the first 10 years of the lease, the rate is ₱2.65 million. The rate was reappraised in May 3, 2019. Starting April 2019, the rate will be ₱3.88 million until reappraised in 2029.

g. Contract for the Fly Ash of the Power Plant

After the expiration of the old Pozzolanic contract with NPC, which was inherited by SCPC, as new owner, sealed a new contract on April 30, 2012 with Pozzolanic, effective for a period of 15 years beginning February 1, 2012. Pozzolanic, as agreed, shall purchase 100% percent of fly ashes produced or generated by the Power Plant.



On February 24, 2015, SLPGC, owner of the 2x150 MW CFB Power Plant and Transpacific Resource Recovery Inc. executed a Contract for CFB fly ash valid until January 31, 2027.

SLPGC

a. Application for Approval of the Ancillary Services Procurement Agreement (ASPA) between the NGCP and SLPGC, with Prayer for the Issuance of Provisional Authority

On July 12, 2018, SLPGC and NGCP filed an Application for approval of the Ancillary Services Procurement Agreement, with a Prayer for the Issuance of Provisional Authority, docketed as ERC Case No. 2018-074-RC, where NGCP agreed to procure and SLPGC agreed to supply Ancillary Services in the form of Regulating Reserve under a firm and non-firm arrangement and Contingency Reserve and Dispatchable Reserve under a non-firm arrangement.

Both SLPGC and NGCP filed their Joint Pre-trial brief and filed their Compliance with the Jurisdictional Requirements before the ERC. On October 11, 2018, the case was set for jurisdictional hearing, expository presentation, pre-trial conference and evidentiary hearing. ERC directed SLPGC and NGCP to submit additional documents to file its Formal Offer of Evidence.

On November 9, 2018, SLPGC and NGCP filed their Formal Offer of Evidence and Compliance.

On May 21, 2019, SLPGC received the ERC Order dated May 20, 2019 granting interim relief in favor of SLPGC and NGCP to implement the ASPA. The ERC Order, however, disallowed the recovery of the cost of minimum stable load (Pmin) Capacity of the ancillary gas turbine.

On June 6, 2019, SLPGC filed a Motion for Partial Reconsideration with Manifestation of the Order dated May 20, 2019, praying for the recovery of the cost of Pmin capacity of ancillary gas turbine. On September 5, 2019, the ERC resolved to deny SLPGC's Motion for Partial Reconsideration with Manifestation for lack of merit.

On November 19, 2019, SLPGC and NGCP filed their Joint Manifestation with Motion to Withdraw in view of the decision to terminate the ASPA. As of March 3, 2021, ERC has yet to rule on the Joint Manifestation with Motion to Withdraw filed by SLPGC and NGCP. While no supply agreement has been secured yet, the plant is being used by SLPGC for electricity generation and sale through WESM (see Note 10).

SMPC

a. Effectivity of Revenue Regulations (RR) 1-2018

On January 5, 2018, RR 1-2018 took effect pursuant to the effectivity of the Tax Reform for Acceleration and Inclusion (TRAIN) law beginning January 1, 2018. Among others, the new tax law raised the excise tax rates on domestic and imported coal from ₱10.0 per metric ton (MT) to ₱50.0 per MT in the first year of implementation, ₱100.0/MT in the second year, and ₱150.0/MT in the third and succeeding years. Based also on the RR, coal produced under coal operating contracts entered into by the government pursuant to PD No. 972, as well as those exempted from excise tax on mineral products under other laws, shall now be subject to the applicable rates beginning January 1, 2018.



On February 21, 2018, SMPC requested for a clarification on this with the tax bureau and submitted a supplemental letter explaining why the excise tax provisions on coal under the TRAIN law will not apply to SMPC under the terms and conditions of its Coal Operating Contract (COC) with the Department of Energy. In response, on December 17, 2018, Revenue Memorandum Circular (RMC) No. 105-2018 was issued, clarifying the payment of excise tax on domestic coal sales and specifically identifying SMPC as merely a collecting agent (SMPC collected from customers and remitted to the tax bureau). The RMC did not provide for the excise tax treatment of coal export sales (per RMC, this will be tackled in a separate revenue memorandum issuance), but management believes that SMPC is similarly not liable for this under the terms of its existing COC. Given this, management believes that both the timing and the amount of excise tax on exported coal that will be due from SMPC, if any, are uncertain as of December 31, 2020 and 2019 and will only be confirmed when the said issuance will be issued by the tax bureau.

b. DOE Resolution on Violation of Accreditation of Coal Traders

On May 23, 2019, the trial shipment of 4,768.737 MT of SMPC was shipped and delivered to Gold Anchorage Stevedoring and Arrastre Services, Inc. (GASAI). On June 6, 2019, SMPC received an Order dated June 4, 2019 from the DOE directing SMPC to: (a) File a verified Answer within 30 days from receipt; and (b) cease and desist from doing coal trading activities and operations. Order also states that the coal trader accreditation of SMPC is suspended until further notice.

On July 5, 2019, SMPC filed its Verified Answer arguing that: (a) sale and delivery of coal to GASAI was done in good faith; (b) the cease and desist order (CDO) and suspension is disproportionately severe under the circumstances as it should only be directed to trading done with GASAI; and c) imposition of fines is only applicable to those entities who are not accredited.

On July 10, 2019, SMPC wrote the DOE requesting deferment of the that implementation of the CDO and/or suspension pending resolution of the DOE.

On July 12, 2019, the DOE held in abeyance the imposition of the implementation of the CDO subject to the following conditions:

- a. Order of abeyance is effective only for 30 days or until resolution of the Answer, whichever comes earlier;
- b. SMPC to continue with its existing coal contracts, but shall not enter as party to any new coal supply agreement; and,
- c. SMPC should faithfully comply with its commitments and obligations as an accredited coal trader.

On November 19, 2019, SMPC received the DOE Resolution dated 15 October 2019 imposing the following penalties:

- Suspension of coal trading activities for 1 month, except to SMPC owned and other powerplants with existing coal supply agreements; and,
- Monetary penalty of ₱1.74 million.



On November 20, 2019, a motion for reconsideration to the Resolution dated October 15, 2019 was filed with the following prayer:

- The Resolution is null and void as it was issued in violation of the DOE Rules of Procedure; and,
- The CDO and Resolution are onerous and overbroad in scope as it was applied to unrelated transactions (not GASAI's) and inconsistent with the objectives of the Accreditation Guidelines.

On November 25, 2019, an amended motion for reconsideration was filed by SMPC.

On January 3, 2020, SMPC received letter from the DOE dated December 26, 2019 directing the former to file its position paper relative to the CDO. SMPC filed the said paper on January 10, 2020.

As of March 3, 2021, the case is presently pending for decision with the DOE.

d. DOE Suspension of Mining Activities

On October 2, 2019, a mudflow incident in the Molave Pit South Wall transpired. On October 11, 2019, SMPC submitted to the DOE its Final Report on said incident.

Thereafter, on November 19, 2019, the DOE issued an Order dated November 14, 2019 suspending all mining activities at the site until compliance with certain conditions (hereafter "DOE Order").

In a series of submissions on November 25, 29 and December 6, 2019, SMPC submitted to the DOE a request to lift the suspension of mining operations and a list of compliances to the conditionalities required by the latter.

On December 26, 2019, the DOE, in a letter dated December 23, 2019, lifted the suspension order as SMPC substantially complied with the conditions for the lifting. As of December 31, 2019, all liquefiable materials in the concerned area have been removed and a Safety Consultant has been hired. Consequently, all mining operations at the mine site has resumed.

The Group is contingently liable with respect to certain assessments, lawsuits and other claims which are being contested by management, the outcome of which are not presently determinable. Management believes that the final resolution of these claims will not have a material effect on the consolidated financial statements. The information usually required by PAS 37 is not disclosed as it will prejudice the outcome of the assessments, lawsuits and claims.

30. Financial Risk Management Objectives and Policies

The Group has various financial assets such as cash and cash equivalents, receivables, and environmental guarantee fund, which arise directly from operations.

The Group's financial liabilities comprise trade and other payables, short-term loans, lease liabilities, and long-term debt. The main purpose of these financial liabilities is to raise finance for the Group's operations. The main risks arising from the Group's financial instruments are price risk, interest rate risk, liquidity risk, foreign currency risk and credit risk.



The BOD reviews and approves policies for managing each of these risks which are summarized below.

The sensitivity analyses have been prepared on the following basis:

- Price risk - movement in one-year historical coal prices
- WESM price risk - movement of WESM price for energy
- Interest rate risk - market interest rate on loans
- Foreign currency risk - yearly movement in the foreign exchange rates

The assumption used in calculating the sensitivity analyses of the relevant income statement item is the effect of the assumed changes in respective market risks. This is based on the financial assets and financial liabilities held at December 31, 2020 and 2019.

WESM Price risk

Price risk is the risk that the fair value or future cash flows of a financial instrument will fluctuate because of changes in market prices (other than those arising from interest rate risk or currency risk), whether those changes are caused by factors specific to the individual financial instrument or its issuer, or factors affecting all similar financial instruments traded in the market.

The price that the Group can charge for its coal is directly and indirectly related to the price of coal in the world coal market. In addition, as the Group is not subject to domestic competition in the Philippines, the pricing of all of its coal sales is linked to the price of imported coal. World thermal coal prices are affected by numerous factors outside the Group's control, including the demand from customers which is influenced by their overall performance and demand for electricity. Prices are also affected by changes in the world supply of coal and may be affected by the price of alternative fuel supplies, availability of shipping vessels as well as shipping costs.

As the coal price is reset on a periodic basis under coal supply agreements, this may increase its exposure to short-term coal price volatility.

There can be no assurance that world coal prices will be sustained or that domestic and international competitors will not seek to replace the Group in its relationship with its key customers by offering higher quality, better prices or larger guaranteed supply volumes, any of which would have a materially adverse effect on the Group's profits.

To mitigate this risk, the Group continues to improve the quality of its coal and diversify its market from power industry, cement industry, other local industries and export market. This will allow flexibility in the distribution of coal to its target customers in such manner that minimum target average price of its coal sales across all its customers will still be achieved (i.e., domestic versus export). Also, in order to mitigate any negative impact resulting from price changes, it is the Group's policy to set minimum contracted volume for customers with long-term supply contracts for each given period (within the duration of the contract) and pricing is negotiated on a monthly basis to even out the impact of any fluctuation in coal prices, thus, protecting its target margin.

The excess volumes are allocated to spot sales which may command different price than those contracted already since the latter shall follow pricing formula per contract.

Nevertheless, on certain cases temporary adjustments on coal prices with reference to customers following a certain pricing formula are requested in order to recover at least the cost of coal if the resulting price is abnormally low vis-à-vis cost of production (i.e., abnormal rise in cost of fuel, foreign exchange).



Below are the details of the Group's coal sales to the domestic market and to the export market (as a percentage of total coal sales volume):

	2020	2019
Domestic market	24.96%	21.46%
Export market	75.04%	78.54%

The following table shows the effect on income before income tax should the change in the prices of coal occur based on the inventory of the Group as of December 31, 2020 and 2019 with all other variables held constant.

The change in coal prices used in the simulation assumes fluctuation from the lowest and highest price based on one (1)-year historical price movements in 2020 and 2019.

Change in coal price	Effect on income before income tax	
	Increase (decrease)	
	2020	2019
<i>Based on ending coal inventory</i>		
Increase by 22% in 2020 and 27% in 2019	₱501,215,811	₱302,989,128
Decrease by 22% in 2020 and 27% in 2019	(501,215,811)	(302,989,128)
<i>Based on coal sales volume</i>		
Increase by 22% in 2020 and 27% in 2019	₱4,745,718,121	₱3,422,916,272
Decrease by 22% in 2020 and 27% in 2019	(4,745,718,121)	(3,422,916,272)

Price Risk

This is the risk relating to the movement of WESM and its impact to the derivatives arising from the Contract for Differences discussed in Note 6.

The following table demonstrates the sensitivity to a reasonably possible change in WESM prices compared to the strike price of ₱3.75 in 2019 (nil in 2020), with all variables held constant of the Group's income before taxes (amounts in thousands).

	Movement in average WESM price	Increase (decrease) in financial assets at FVPL
2020	+2%	(₱14,069,563)
	-2%	219,000
2019	+2%	(₱1,069,563)
	-2%	219,000

Interest rate risk

The Group's exposure to the risk of changes in market interest rates relates primarily to the Group's long-term debt with floating interest rates. The Group's policy is to manage its interest cost using a mix of fixed and variable rate debts. The Group's policy is to maintain a balance of Philippine Peso-denominated and US\$-denominated debts.



The following table shows the information about the Group's financial instruments that are exposed to cash flow (floating rate instrument) and fair value (fixed rate instrument) interest rate risks and presented by maturity profile:

		2020						Carrying Value
		Within 1 year	More than 1 year to 2 years	More than 2 years to 3 years	More than 3 years to 4 years	More than 4 years		
Interest								
Cash in banks and cash equivalents		0.50% to 4.00%	₱8,080,535,922	₱-	₱-	₱-	₱-	₱8,080,535,922
Peso (PHP) long-term debt								
a. ₱3,000.00 million loan	Fixed annual interest rate of 4.9% per annum		747,253,960	748,007,198	748,700,005	749,486,037	-	2,993,447,200
b. ₱4,000.00 million loan	Fixed annual interest rate of 5.00% - 5.13% per annum		827,050,882	829,203,986	831,460,819	834,145,064	-	3,321,860,751
c. ₱2,750.00 million loan	Floating rate to be repriced every 3 years		269,257,491	1,508,997,973	136,016,464	136,317,024	410,941,943	2,461,530,895
d. ₱1,400.00 million loan	Floating rate to be repriced every 3 months		221,653,357	222,014,512	222,395,026	222,792,205	502,869,060	1,391,724,160
e. ₱2,700.00 million loan	Fixed annual interest rate of 4.88% per annum		427,601,404	428,308,325	429,051,906	429,833,514	862,178,909	2,576,974,058
f. ₱2,000.00 million loan	Fixed annual interest rate of 4.88% per annum		282,538,660	283,054,936	283,598,096	284,169,044	570,174,014	1,703,534,750
			₱2,775,355,754	₱4,019,586,930	₱2,651,222,316	₱2,656,742,888	₱2,346,163,926	₱14,449,071,814



		2019						
		Interest	Within 1 year	More than 1 year to 2 years	More than 2 years to 3 years	More than 3 years to 4 years	More than 4 years	Carrying Value
Cash in banks and cash equivalents		0.13% to 4.45%	₱6,452,904,714	₱-	₱-	₱-	₱-	₱6,452,904,714
Peso (PHP) long-term debt								
a. ₱1,400.00 million loan	Floating rate to be repriced every 3 months		1,400,000,000	-	-	-	-	1,400,000,000
b. ₱750.00 million loan	Floating rate to be repriced every 3 months		750,000,000	-	-	-	-	750,000,000
c. ₱2,750.00 million loan	Floating rate to be repriced every 3 years		275,000,000	275,000,000	1,512,500,000	137,500,000	550,000,000	2,750,000,000
d. ₱3,000.00 million loan	Fixed annual interest rate of 4.9% per annum		-	744,312,226	747,968,040	748,719,092	749,506,109	2,990,505,467
e. ₱4,000.00 million loan	Fixed annual interest rate of 5.00% - 5.13% per annum		649,187,947	826,834,712	829,160,884	939,971,993	725,619,596	3,970,775,132
f. ₱2,700.00 million loan	Fixed annual interest rate of 4.88% per annum		104,330,139	428,824,374	429,340,650	429,883,811	1,293,200,201	2,685,579,175
g. ₱2,000.00 million loan	Fixed annual interest rate of 4.88% per annum		280,915,458	281,315,690	282,022,611	282,766,191	853,155,280	1,980,175,230
			₱3,459,433,544	₱2,556,287,002	₱3,800,992,185	₱2,538,841,087	₱4,171,481,186	₱16,527,035,004



The following table demonstrates the sensitivity of the Group's income before income tax to a reasonably possible change in interest rates on December 31, 2020 and 2019, with all variables held constant, through the impact on floating rate borrowings:

Basis points	Effect on income before income tax	
	Increase (decrease)	
	2020	2019
+100	(₹248,900)	(₹276,400)
-100	248,900	276,400

The assumed movement in basis points for interest rate sensitivity analysis is based on the Group's historical changes in market interest rates on bank loans.

There was no effect on the equity other than those affecting the income before tax.

Liquidity risk

Liquidity risk is the risk that an entity will encounter difficulty in meeting obligations associated with financial liabilities. The Group's objective is to maintain a balance between continuity of funding and flexibility through the use of bank loans. The Group's policy is to maintain a level of cash that is sufficient to fund its monthly cash requirements, at least for the next four to six months. Capital expenditures are funded through a mix of suppliers' credit, letters of credit, trust receipts and long-term debt, while operating expenses and working capital requirements are funded through cash collections. A significant part of the Group's financial assets that are held to meet the cash outflows include cash equivalents and trade receivables. Although trade receivables are contractually collectible on a short-term basis, the Group expects continuous cash inflows through continuous production and sale of coal and power generation. In addition, although the Group's short-term deposits are collectible at a short notice, the deposit base is stable over the long term as deposit rollovers and new deposits can offset cash outflows.

Moreover, the Group considers the following as mitigating factors for liquidity risk:

- It has available lines of credit that it can access to answer anticipated shortfall in sales and collection of receivables resulting from timing differences in programmed inflows and outflows.
- It has very diverse funding sources.
- It has internal control processes and contingency plans for managing liquidity risk. Cash flow reports and forecasts are reviewed on a weekly basis in order to quickly address liquidity concerns. Outstanding trade receivables are closely monitored.

As part of its liquidity risk management, the Group regularly evaluates its projected and actual cash flows. It also continuously assesses conditions in the financial markets for opportunities to pursue fund raising activities. Fund-raising activities may include obtaining bank loans.



The tables below summarize the maturity profile of the Group's financial assets and financial liabilities as of December 31, 2020 and 2019 based on contractual payments:

	2020					Total
	Less than 6 months	More than 6 months to 12 months	More than 1 year to 2 years	More than 2 years to 3 years	More than 3 years	
Financial Assets						
Cash in banks and cash equivalents	₱8,080,535,922	₱-	₱-	₱-	₱-	₱8,080,535,922
Receivables						
Trade:						
Outside parties	1,541,419,267	-	-	-	1,564,439,082	3,105,858,349
Related parties	307,412,820	-	-	-	-	307,412,820
Others*	196,655,363	-	-	-	5,815,359	202,470,722
Environmental guarantee fund	-	-	-	-	3,520,000	3,520,000
	10,126,023,372	-	-	-	1,573,774,441	11,699,797,813
Financial Liabilities						
Trade and other payables						
Trade:						
Payable to suppliers and contractors	5,487,316,399	-	-	-	-	5,487,316,399
Related parties	510,862,019	-	-	-	-	510,862,019
Accrued expenses and other payables**	431,576,478	-	-	-	-	431,576,478
Short term loans***	5,450,955,679	-	-	-	-	5,450,955,679
Lease liabilities	6,961,846	6,961,845	14,703,241	15,365,724	59,026,059	103,018,715
Peso long-term debt with interest payable in arrears***						
₱3,000.00 million loan	446,152,083	437,959,896	846,851,563	809,591,146	772,458,333	3,313,013,021
₱4,000.00 million loan	498,165,160	488,750,876	944,172,673	901,415,268	859,178,799	3,691,682,776
₱2,750.00 million loan	192,696,904	190,399,581	1,577,772,806	166,041,839	600,466,864	2,727,377,994
₱1,400.00 million loan	145,487,179	143,196,928	277,387,600	266,091,093	786,881,107	1,619,043,907
₱2,700.00 million loan	276,449,680	272,134,938	527,515,978	506,447,338	1,392,942,634	2,975,490,568
₱2,000.00 million loan	182,428,125	179,575,045	348,071,742	334,140,313	918,842,796	1,963,058,021
	₱13,629,051,552	₱1,718,979,109	₱4,536,475,603	₱2,999,092,721	₱5,389,796,592	₱28,273,395,577

*excludes nonfinancial assets

**excludes statutory liabilities

***includes future interest



	2019					Total
	Less than 6 months	More than 6 months to 12 months	More than 1 year to 2 years	More than 2 years to 3 years	More than 3 years	
Financial Assets						
Cash in banks and cash equivalents	₱6,452,904,714	₱-	₱-	₱-	₱-	₱6,452,904,714
Receivables						
Trade:						
Outside parties	1,852,135,996	-	-	-	1,564,439,082	3,416,575,078
Related parties	120,559,433	-	-	-	-	120,559,433
Others*	74,159,551	-	-	-	5,815,359	79,974,910
Environmental guarantee fund	-	-	-	-	3,520,000	3,520,000
	8,499,759,694	-	-	-	1,573,774,441	10,073,534,135
Financial Liabilities						
Trade and other payables						
Trade:						
Payable to suppliers and contractors	5,747,420,342	-	-	-	-	5,747,420,342
Related parties	551,694,807	-	-	-	-	551,694,807
Accrued expenses and other payables**	584,907,025	-	-	-	-	584,907,025
Short term loans	2,070,000,000	-	-	-	-	2,070,000,000
Lease liabilities	7,085,685	7,085,684	13,218,031	14,366,768	65,781,450	107,537,618
Peso long-term debt with interest payable in arrears						
₱2,750.00 million loan	137,500,000	137,500,000	275,000,000	1,512,500,000	687,500,000	2,750,000,000
₱1,400.00 million loan	1,400,000,000	-	-	-	-	1,400,000,000
₱750.00 million loan	-	750,000,000	-	-	-	750,000,000
₱4,000.00 million loan	324,593,974	324,593,974	826,834,711	829,160,884	1,665,591,589	3,970,775,132
₱3,000.00 million loan	-	-	744,312,226	747,968,040	1,498,225,201	2,990,505,467
₱2,700.00 million loan	52,165,070	52,165,070	428,824,374	429,340,650	1,723,084,012	2,685,579,176
₱2,000.00 million loan	140,457,729	140,457,729	281,315,690	282,022,610	1,135,921,471	1,980,175,229
	₱11,015,824,632	₱1,411,802,457	₱2,569,505,032	₱3,815,358,952	₱6,776,103,723	₱25,588,594,796

*excludes nonfinancial assets

**excludes statutory liabilities



Foreign currency risk

Majority of the Group's revenue are generated in Philippine Peso, however, there are also significant export coal sales as well as capital expenditures which are in US\$.

The Group manages this risk by matching receipts and payments in the same currency and monitoring. Approximately, 57.76% and 66.48% of the Group's sales in 2020 and 2019, respectively, were denominated in US\$ whereas approximately 7.75% and 4.57% of debts as of December 31, 2020 and 2019, respectively, were denominated in US\$.

Information on the Group's foreign currency-denominated monetary assets and liabilities and their Philippine Peso equivalents follow:

	December 31, 2020		December 31, 2019	
	US Dollar	Peso Equivalent	US Dollar	Peso Equivalent
Assets				
Cash and cash equivalents	\$18,465,858	₱886,785,883	\$44,695,558	₱2,263,383,058
Trade receivables	12,607,855	605,467,024	3,935,590	199,298,266
Liabilities				
Trade payables	(46,714,548)	(2,243,372,743)	(45,030,082)	(2,280,323,347)
Net exposure	(\$15,640,835)	(₱751,119,836)	\$3,601,066	₱182,357,977

The exchange rates used were ₱48.02 to \$1 and ₱50.64 to \$1 in 2020 and 2019, respectively.

The following table demonstrates the sensitivity to a reasonably possible change in foreign exchange rates, with all variables held constant, of the Group's income before income tax (due to changes in the fair value of monetary assets and liabilities) as of December 31, 2020 and 2019.

Reasonably possible change in the Philippine Peso-US\$ exchange rate	Increase (decrease) in income before income tax	
	2020	2019
₱3	(₱46,922,505)	(₱7,202,132)
(3)	46,922,505	7,202,132

There is no impact on the Group's equity other than those already affecting profit or loss. The movement in sensitivity analysis is derived from current observations on movement in dollar average exchange rates.

The Group recognized net foreign exchange gains (losses) (realized and unrealized) amounting to ₱154.69 million, (₱8.67 million) and (₱388.31 million) in 2020, 2019 and 2018, respectively, arising from the translation of the Group's cash and cash equivalents, trade receivables, trade payables, short-term loans and long-term debt.

Credit risk

Credit risk is the risk that counterparty will not meet its obligations under a financial instrument or customer contract, leading to a financial loss.

The Group manages and controls credit risk by doing business with recognized, creditworthy third parties, thus, there is no requirement for collateral. It is the Group's policy that all customers who wish to trade on credit terms are subject to credit verification procedures. The Group evaluates the financial condition of the local customers before deliveries are made to them.



On the other hand, export sales are covered by sight letters of credit issued by foreign banks subject for the Group's approval, hence, mitigating the risk on collection. In addition, receivable balances are monitored on an ongoing basis with the result that the Group's exposure to doubtful accounts is not significant. The Group generally bills 80% of coal delivered payable within 30 days upon receipt of billing and the remaining 20% payable within 15 days after receipt of final billing based on final analysis of coal delivered. The Group's exposure to credit risk from trade receivables arise from the default of the counterparty with a maximum exposure equal to their carrying amounts.

With respect to the credit risk arising from the other financial assets of the Group, which comprise cash and cash equivalents, other receivables, environmental guarantee fund and investment in sinking fund, the exposure to credit risk arises from default of the counterparty with a maximum exposure to credit risk equal to the carrying amount of the financial assets as of reporting date. The Group does not hold any collateral or other credit enhancement that will mitigate credit risk exposure. The Group transacts only with institutions or banks and third parties that have proven track record in financial soundness. The management does not expect any of these institutions to fail in meeting their obligations, however, due to the regulated environment that the Group operates in, collectability of financial assets is impacted by government regulations or actions.

The credit risk is concentrated to the following markets:

	2020	2019
Trade receivables - outside parties	85.70%	93.00%
Trade receivables - related parties	8.38	4.13
Others	5.92	2.87
	100.00%	100.00%

As of December 31, 2020 and 2019, the credit quality per class of financial assets is as follows:

	2020				
	Neither Past Due nor Impaired		Substandard Grade	Past due and/or Individually Impaired	Total
	Grade A	Grade B			
Cash in banks and cash equivalents	P8,080,535,922	P-	P-	P-	P8,080,535,922
Receivables:					
Trade receivables - outside parties	2,426,468,243	-	-	2,282,538,247	4,709,006,489
Trade receivables - related parties	289,660,688	-	-	17,752,132	307,412,820
Others*	202,470,722	-	-	5,815,359	208,286,081
Environmental guarantee fund	3,520,000	-	-	-	3,520,000
	P11,002,655,575	P-	P-	P2,306,105,738	P13,308,761,312

*excludes nonfinancial assets

	2019				
	Neither Past Due nor Impaired		Substandard Grade	Past due and/or Individually Impaired	Total
	Grade A	Grade B			
Cash in banks and cash equivalents	P6,452,904,714	P-	P-	P-	P6,452,904,714
Receivables:					
Trade receivables - outside parties	3,094,160,150	-	-	1,856,861,392	4,951,021,542
Trade receivables - related parties	150,552,051	-	-	-	150,552,051
Others*	79,974,910	-	-	5,815,359	85,790,269
Environmental guarantee fund	3,520,000	-	-	-	3,520,000
	P9,781,111,825	P-	P-	P1,862,676,751	P11,643,788,576

*excludes nonfinancial assets



Cash in banks and cash equivalents are short-term placements and working cash fund placed, invested or deposited in foreign and local banks belonging to top ten banks in the Philippines in terms of resources and profitability. These financial assets are classified as Grade A due to the counterparties' low probability of insolvency. Trade receivables - related parties are apportioned between Grade A and Past due and/or individually impaired. Environmental guarantee fund is assessed as Grade A since this is deposited in a reputable bank, which has a low probability of insolvency.

Grade A are accounts considered to be of high credit rating and are covered with coal supply and power supply contracts. The counterparties have a very remote likelihood of default and have consistently exhibited good paying habits.

Grade B accounts are active accounts with minimal instances of payment default, due to collection issues. These accounts are typically not impaired as the counterparties generally respond to credit actions and update their payments accordingly. The Group determines financial assets as impaired when the probability of recoverability is remote evidenced by the counterparty's financial difficulty.

Substandard grade accounts are accounts which have probability of impairment based on historical trend. Accounts under this group show possible future loss to the Group as a result of default in payment of the counterparty despite of the regular follow-up actions and extended payment terms.

In the Group's assessment, there are no financial assets that will fall under the category substandard grade due to the following reasons:

- Receivables from electricity and local coal sales - transactions are entered with reputable and creditworthy companies.
- Receivables from export coal sales - covered by irrevocable letter of credit at sight from a reputable bank acceptable to the Group.

As of December 31, 2020 and 2019, the aging analyses of the Group's past due and/individually impaired receivables presented per class are as follows:

	2020			
	Past Due but not Impaired		Impaired Financial Assets	Total
	30 Days and Less	More than 30 Days		
<i>Receivables</i>				
Trade receivables - outside parties	₱445,612,772	₱272,486,392	₱1,564,439,082	₱2,282,538,247
Trade receivables - related parties	17,752,132	-	-	17,752,132
Others*	-	-	5,815,359	5,815,359
Total	₱463,364,904	₱272,486,392	₱1,570,254,441	₱2,306,105,738

	2019			
	Past Due but not Impaired		Impaired Financial Assets	Total
	30 Days and Less	More than 30 Days		
<i>Receivables</i>				
Trade receivables - outside parties	₱146,337,901	₱146,084,409	₱1,564,439,082	₱1,856,861,392
Others	-	-	5,815,359	5,815,359
Total	₱146,337,901	₱146,084,409	₱1,570,254,441	₱1,862,676,751



Capital management

The primary objective of the Group's capital management strategy is to ensure that it maintains a strong credit rating and healthy capital ratios in order to support its business and maximize shareholder value. The Group manages its capital structure and makes adjustments to it, in light of changes in economic conditions. To maintain or adjust the capital structure, the Group may adjust the dividend payment to shareholders or issue new shares.

No changes were made in the objectives, policies and processes from the previous years.

The Group manages its capital using debt-to-equity ratio, which is interest-bearing loans divided by equity, and EPS. The following table shows the Group's capital ratios as of December 31, 2020 and 2019.

	2020	2019
Interest-bearing loans	₱19,874,071,814	₱18,597,035,004
Total equity	42,185,010,914	44,235,899,763
Debt-equity ratio	0.47:1	0.42:1
EPS (Note 27)	₱0.77	₱2.28

The debt-to-equity ratio, expressed in percentage, is carefully matched with the strength of the Group's financial position, such that when a good opportunity presents itself, the Group can afford further leverage.

The Group considers short-term loans, lease liabilities and long-term debt as 'interest-bearing loans' in determining debt-to-equity ratio.

The following table shows the components of the Group's capital as of December 31, 2020 and 2019:

	2020	2019
Total paid-up capital	₱10,940,136,701	₱10,940,136,701
Acquisition of treasury shares	(739,526,678)	(739,526,678)
Net remeasurement losses on pension plan	(122,842,685)	(98,388,949)
Retained earnings - unappropriated	26,807,243,576	28,833,678,689
Retained earnings - appropriated	5,300,000,000	5,300,000,000
	₱42,185,010,914	₱44,235,899,763

The Group is not subject to any externally imposed capital requirements.

31. Fair Values

Fair Value Information

The fair values of cash and cash equivalents, receivables, environmental guarantee fund, trade payables, accrued expenses and other payables, and short-term loans approximate its carrying values since most of these financial instruments are relatively short-term in nature.

Financial asset at FVPL

The fair value of the derivative was determined using the market data approach, MCS valuation which is categorized within Level 3 of the fair value hierarchy.



Long-term debt and lease liabilities

The fair values approximated the carrying values because of recent and regular repricing of interest rates (e.g., monthly, quarterly, semi-annual or annual basis) based on current market conditions. In 2019 and 2018, interest rate ranges from 3.85% to 5.14% and 0.50% to 5.01%, respectively, for long-term debt, while 7.64% to 7.88% for lease liabilities (nil in 2018).

Fair Value Hierarchy

The Group uses the following hierarchy for determining and disclosing the fair value of financial instruments by valuation technique:

- Level 1: quoted (unadjusted) prices in active markets for identical assets or liabilities
- Level 2: other techniques for which all inputs which have a significant effect on the recorded fair value are observable, either directly or indirectly
- Level 3: techniques which use inputs which have a significant effect on the recorded fair value that are not based on observable market data

There has been no reclassification from Level 1 to Level 2 or 3 category in 2020 and 2019.

32. Notes to Consolidated Statements of Cash Flows

Supplemental disclosure of noncash investing activities follows:

	2020	2019	2018
Depreciation capitalized as coal inventory (Note 10)	₱360,550,636	₱443,040,632	₱891,667,535
Transfers from property, plant and equipment to inventories (Notes 7 and 10)	-	182,722,425	-
Write-down of property, plant and equipment (Notes 10 and 22)	157,196,754	83,535,586	-

Changes in liabilities arising from financing activities in 2020 and 2019 follows:

	For the Year Ended December 31, 2020				
	January 1, 2020	Net cash flows	Foreign exchange movement	Others	December 31, 2020
Short-term loans (Note 13)	₱2,070,000,000	3,355,000,000	₱-	₱-	₱5,425,000,000
Long-term debt (Note 14)	16,527,035,004	(2,077,514,285)	-	(448,905)	14,449,071,814
Dividend payable (Note 15)	1,220,121	(5,313,211,592)	-	5,313,184,525	1,193,054
Lease liabilities (Note 11)	107,537,618	(5,245,912)	-	727,009	103,018,715
	₱18,705,792,743	(₱4,040,971,789)	₱-	₱5,313,462,629	₱19,978,283,583

	For the Year Ended December 31, 2019				
	January 1, 2019	Net cash flows	Foreign exchange movement	Others	December 31, 2019
Short-term loans (Note 13)	₱5,872,231,984	(₱3,802,231,984)	₱-	₱-	₱2,070,000,000
Long-term debt (Note 14)	14,596,796,383	1,878,569,755	36,831,188	14,837,678	16,527,035,004
Dividend payable (Note 15)	1,329,303	(5,313,293,707)	-	5,313,184,525	1,220,121
Lease liabilities (Note 11)	114,055,187	(10,868,143)	-	4,350,574	107,537,618
	₱20,584,412,857	(₱7,247,824,079)	₱36,831,188	₱5,332,372,777	₱18,705,792,743

Others include noncash changes pertaining to amortization of deferred financing costs and cash dividend declaration by the Parent Company, additions to lease liabilities, accretion of interest, and payment of deferred costs. Others in 2019 include recognition of lease liabilities as a result of adoption of PFRS 16.



33. Operating Segments

Segment Information

For management purposes, the Group is organized into business units based on their products and activities. Segment revenues, cost and operating expenses, profit or loss, segment assets and segment liabilities assume measurement under PFRS.

Reportable operating segments are as follows:

- Mining - engaged in surface open cut mining of thermal coal; and,
- Power - involved in generation of energy available for sale thru bilateral contracts, wholesale electricity market and trading.

No operating segments have been aggregated to form the above reportable operating segments.

The chief operating decision maker (CODM) monitors the operating results of the Group for the purpose of making decisions about resource allocation and performance assessment. Segment performance is evaluated based on revenue, operating profit and pretax income which are measured similarly in the consolidated financial statements. Transactions between operating segments are made at terms and prices agreed upon by the parties.

	2020 (In thousands)				
	Mining	Power	Others	Adjustments and Eliminations	Consolidated
Revenue					
Sales to external customers	₱16,488,547	₱11,761,822	₱-	₱-	₱28,250,369
Inter-segment sales	4,458,634	-	-	(4,458,634)	-
	20,947,181	11,761,822	-	(4,458,634)	28,250,369
Cost of sales*	(9,808,265)	(8,559,908)	-	4,692,924	(13,675,249)
Depreciation and amortization	(5,504,182)	(519,987)	-	-	(6,024,169)
Gross profit	5,634,734	2,681,927	-	234,290	8,550,951
Operating expenses*	(2,181,807)	(2,169,909)	(7,375)	-	(4,359,091)
Depreciation	(46,484)	(148,487)	-	-	(194,971)
Operating profit (loss)	3,406,443	363,531	(7,375)	234,290	3,996,889
Other income (expense) - net	2,071,807	251,015	7,728	(2,013,830)	316,720
Finance income	21,029	24,596	697	(449)	45,873
Foreign exchange gain (loss) - net	157,953	(3,267)	-	-	154,686
Finance costs	(357,881)	(737,416)	-	476	(1,094,821)
Pretax income (loss)	5,299,351	(101,541)	1,050	(1,779,513)	3,419,347
Provision for (benefit from) income tax	60,008	74,664	(2,074)	-	132,598
Net income (loss)	₱5,239,343	(₱176,205)	₱3,124	(₱1,779,513)	₱3,286,749
Segment assets	₱42,648,511	₱ 45,982,500	₱49,209	(₱18,389,493)	₱70,290,727
Deferred tax assets	151,453	701,341	2,203	-	854,997
	₱42,799,964	₱46,683,841	₱51,412	(₱18,389,493)	₱71,145,724
Segment liabilities	₱8,720,822	₱7,319,036	₱222,438	(₱1,750,654)	₱14,511,642
Long-term debt	3,853,255	10,595,817	-	-	14,449,072
	₱12,574,077	₱17,914,853	₱222,438	(₱1,750,654)	₱28,960,714
Cash flows arising from:					
Operating activities	₱6,853,207	₱4,507,770	₱52,247	(₱1,596,509)	₱9,816,715
Investing activities	(49,738)	(2,362,936)	2,784	(1,770,000)	(4,179,890)
Financing activities	(4,380,140)	339,168	-	-	(4,040,972)
Other disclosures					
Capital expenditures	₱2,863,750	₱2,468,800	₱368,006	₱-	₱5,700,556

*Excluding depreciation and/or amortization



2019 (In thousands)					
	Mining	Power	Others	Adjustments and Eliminations	Consolidated
Revenue					
Sales to external customers	P29,085,433	P15,166,672	P-	P-	P44,252,105
Inter-segment sales	3,196,974	-	-	(3,196,974)	-
	32,282,407	15,166,672	-	(3,196,974)	44,252,105
Cost of sales*	(15,965,115)	(7,759,265)	-	3,356,685	(20,367,695)
Depreciation and amortization	(3,795,550)	(2,483,914)	-	-	(6,279,464)
Gross profit	12,521,742	4,923,493	-	159,711	17,604,946
Operating expenses*	(4,575,637)	(2,130,048)	(15,656)	-	(6,721,341)
Depreciation	(46,912)	(596,668)	-	-	(643,580)
Operating profit (loss)	7,899,193	2,196,777	(15,656)	159,711	10,240,025
Other income (expense) - net	(8,008)	193,946	338	(77)	186,199
Finance income	23,773	259,128	468	(386)	282,983
Foreign exchange loss - net	(6,922)	(1,752)	-	-	(8,674)
Finance costs	(534,900)	(781,968)	-	-	(1,316,868)
Pretax income (loss)	7,373,136	1,866,131	(14,850)	159,248	9,383,665
Benefit from (provision for) income tax	59,068	236,152	(94)	-	295,126
Net income (loss)	P7,432,204	P2,102,283	(P14,944)	P159,248	P9,678,791
Segment assets	P41,408,334	P49,119,354	P40,913	(P19,247,658)	P71,320,943
Deferred tax assets	196,973	691,208	-	-	888,181
	P41,605,307	P49,810,562	P40,913	(P19,247,658)	P72,209,124
Segment liabilities	P6,406,696	P7,311,206	P215,540	(P2,487,253)	P11,446,189
Long-term debt	4,900,000	11,627,035	-	-	16,527,035
	P11,306,696	P18,938,241	P215,540	(P2,487,253)	P27,973,224
Cash flows arising from:					
Operating activities	P13,251,420	P9,063,685	P24,903	P1,798,051	P24,138,059
Investing activities	(2,622,079)	(8,066,040)	2,784	(1,689,999)	(12,375,334)
Financing activities	(8,288,424)	1,040,600	-	-	(7,247,824)
Other disclosures					
Capital expenditures	P3,328,138	P8,354,746	P8,175	P-	P11,691,059

*Excluding depreciation and/or amortization

2018 (In thousands)					
	Mining	Power	Others	Adjustments and Eliminations	Consolidated
Revenue					
Sales to external customers	P23,185,658	P18,782,855	P-	P-	P41,968,513
Inter-segment sales	7,509,845	-	-	(7,509,845)	-
	30,695,503	18,782,855	-	(7,509,845)	41,968,513
Cost of sales*	(11,704,564)	(10,025,836)	-	7,382,656	(14,347,744)
Depreciation and amortization	(4,051,498)	(2,444,928)	-	-	(6,496,426)
Gross profit	14,939,441	6,312,091	-	(127,189)	21,124,343
Operating expenses*	(4,496,082)	(1,971,473)	(20,191)	-	(6,487,746)
Depreciation	(31,955)	(1,256,094)	-	-	(1,288,049)
Operating profit (loss)	10,411,404	3,084,524	(20,191)	(127,189)	13,348,548
Other income	2,036,953	571,412	47	(2,000,000)	608,412
Finance income	63,360	65,520	288	-	129,168
Foreign exchange loss - net	(365,574)	(22,736)	-	-	(388,310)
Finance costs	(425,147)	(517,788)	-	-	(942,935)
Pretax income (loss)	11,720,996	3,180,932	(19,856)	(2,127,189)	12,754,883
Provision for income tax	(19,906)	(709,577)	(18)	-	(729,501)
Net income (loss)	P11,701,090	P2,471,355	(P19,874)	(P2,127,189)	P12,025,382
Segment assets	P42,354,519	P45,908,359	P40,201	(P17,689,225)	P70,613,854
Deferred tax assets	66,828	368,256	-	-	435,084
	P42,421,347	P46,276,615	P40,201	(P17,689,225)	P71,048,938



	2018 (In thousands)				
	Mining	Power	Others	Adjustments and Eliminations	Consolidated
Segment liabilities	₱8,564,551	₱8,473,182	₱199,838	(₱779,912)	₱16,457,659
Deferred tax liability	–	61,796	–	–	61,796
Long-term debt	5,656,388	8,940,409	–	–	14,596,797
	₱14,220,939	₱17,475,387	₱199,838	(₱779,912)	₱31,116,252
Cash flows arising from:					
Operating activities	₱9,192,381	₱132,620	(₱14,381)	₱192,539	9,503,159
Investing activities	(7,539,776)	945,719	14,431	(1,992,612)	(8,572,238)
Financing activities	(6,636,935)	(2,852,992)	–	2,000,120	(7,489,807)
Other disclosures					
Capital expenditures	₱6,332,006	₱3,182,035	₱14,431	₱–	₱9,528,472

**Excluding depreciation and/or amortization*

Intersegment revenues, other income, cost and expenses are eliminated in the consolidation under adjustments and eliminations.

Significant noncash items charged to comprehensive income include change in rehabilitation plan in 2018, impairment of capitalized development cost for clay business in 2017, loss on property, plant and equipment write-down in 2016, and depreciation and amortization.

Segment assets exclude deferred tax assets amounting to ₱855.00 million, ₱888.18 million and ₱435.08 million in 2020, 2019 and 2018, respectively.

Capital expenditures consist of additions to property, plant and equipment.

All noncurrent assets other than financial instruments are located in the Philippines.

Disaggregation of Revenue Information

Set out below is the disaggregation of the Group's revenue from contracts with customers:

Revenues from coal sales

	2020	2019	2018
Domestic market	₱4,939,825,531	₱6,973,910,841	₱10,125,347,705
Export market	11,548,721,631	22,111,522,547	13,060,310,428
	₱16,488,547,162	₱29,085,433,388	₱23,185,658,133

Substantially all revenues from external customer are from open cut mining and sales of thermal coal. Local and export classification above is based on the geographic location of the customer. Customers on the export sales are significantly from China.



All of the Group's sales of coal are revenue from contracts with customers recognized at point in time.

Revenues from power sales

	2020	2019	2018
Bilateral contracts			
Distribution utility	₱1,233,792,000	₱1,376,375,687	₱8,409,364,280
RES	4,879,102,971	6,222,128,463	7,197,606,624
Others	17,802,399	111,848,219	30,228,640
	6,130,697,370	7,710,352,369	15,637,199,544
Spot sales			
WESM	5,631,123,974	7,456,319,551	3,145,655,146
	₱11,761,821,344	₱15,166,671,920	₱18,782,854,690

All revenues from power are derived from the Philippine market and are revenue from contracts with customers recognized over time.

Set out below is the reconciliation of contracts with customers with the amounts disclosed in segment information:

	For the Year Ended December 31, 2020				
	Domestic coal sales	Export coal sales	Bilateral contracts	Spot sales	Total
Revenue					
External customers	₱4,939,825,531	₱11,548,721,631	₱6,130,697,370	₱5,631,123,974	₱28,250,368,506
Inter-segment	4,458,634,145	-	-	-	4,458,634,145
	9,398,459,676	11,548,721,631	6,130,697,370	5,631,123,974	32,709,002,651
Inter-segment adjustments and eliminations	(4,458,634,145)	-	-	-	(4,458,634,145)
	₱4,939,825,531	₱11,548,721,631	₱6,130,697,370	₱5,631,123,974	₱28,250,368,506

	For the Year Ended December 31, 2019				
	Domestic coal sales	Export coal sales	Bilateral contracts	Spot sales	Total
Revenue					
External customers	₱6,973,910,841	₱22,111,522,547	₱7,710,352,369	₱7,456,319,551	₱44,252,105,308
Inter-segment	3,196,974,312	-	-	-	3,196,974,312
	10,170,885,153	22,111,522,547	7,710,352,369	7,456,319,551	47,449,079,620
Inter-segment adjustments and eliminations	(3,196,974,312)	-	-	-	(3,196,974,312)
	₱6,973,910,841	₱22,111,522,547	₱7,710,352,369	₱7,456,319,551	₱44,252,105,308

34. Other Matters

a. *Electric Power Industry Reform Act (EPIRA)*

In June 2001, the Congress of the Philippines approved and passed into law R.A. No. 9136, otherwise known as the EPIRA, providing the mandate and the framework to introduce competition in the electricity market. EPIRA also provides for the privatization of the assets of NPC, including its generation and transmission assets, as well as its contract with Independent Power Producers (IPPs). EPIRA provides that competition in the retail supply of electricity and open access to the transmission and distribution systems would occur within three years from EPIRA's effective date. Prior to June 2002, concerned government agencies were to establish



WESM, ensure the unbundling of transmission and distribution wheeling rates and remove existing cross subsidies provided by industrial and commercial users to residential customers. The WESM was officially launched on June 23, 2006 and began commercial operations for Luzon. The ERC has already implemented a cross subsidy removal scheme. The inter-regional grid cross subsidy was fully phased-out in June 2002. ERC has already approved unbundled rates for Transmission Company (TRANSCO) and majority of the distribution utilities.

Under EPIRA, NPC's generation assets are to be sold through transparent, competitive public bidding, while all transmission assets are to be transferred to TRANSCO, initially a government-owned entity that was eventually being privatized. The privatization of these NPC assets has been delayed and is considerably behind the schedule set by the DOE. EPIRA also created PSALM, which is to accept transfers of all assets and assume all outstanding obligations of NPC, including its obligations to IPPs. One of PSALM's responsibilities is to manage these contracts with IPPs after NPC's privatization. PSALM is also responsible for privatizing at least 70% of the transferred generating assets and IPP contracts within three years from the effective date of EPIRA.

In August 2005, the ERC issued a resolution reiterating the statutory mandate under the EPIRA law for the generation and distribution companies, which are not publicly listed, to make an initial public offering (IPO) of at least 15% of their common shares. Provided, however, that generation companies, distribution utilities or their respective holding companies that are already listed in the Philippine Stock Exchange (PSE) are deemed in compliance. SCPC was already compliant with this requirement given that the Parent Company is a publicly listed company.

WESM

With the objective of providing competitive price of electricity, the EPIRA authorized DOE to constitute an independent entity to be represented equitably by electric power industry participants and to administer and operate WESM. WESM will provide a mechanism for identifying and setting the price of actual variations from the quantities transacted under contracts between sellers and purchasers of electricity.

In addition, the DOE was tasked to formulate the detailed rules for WESM which include the determination of electricity price in the market. The price determination methodology will consider accepted economic principles and should provide a level playing field to all electric power industry participants. The price determination methodology was subject to the approval of the ERC.

In this regard, the DOE created Philippine Electricity Market Corporation (PEMC) to act as the market operator governing the operation of WESM. On June 26, 2006, WESM became operational in the Luzon grid and adopts the model of a "gross pool, net settlement" electricity market.

In 2017, the Board of PEMC has approved the transition plan for the creation of an independent market operator (IMO), paving the way for the state firm to finally relinquish control of the WESM.

On February 4, 2018, the DOE published Department Circular No. DC2018-01-0002, "Adopting Policies for the Effective and Efficient Transition to the Independent Market Operator for the Wholesale Electricity Spot Market". This Circular shall take effect immediately after its publication in two newspapers of general circulation and shall remain in effect until otherwise revoked. Pursuant to Section 37 and Section 30 of the EPIRA, jointly with the electric power



participants, the DOE shall formulate the detailed rules for the wholesale electricity spot market. Said rules shall provide the mechanism for determining the price of electricity not covered by bilateral contracts between sellers and purchasers of electricity users. The price determination methodology contained in said rules shall be subject to the approval of ERC. Said rules shall also reflect accepted economic principles and provide a level playing field to all electric power industry participants.

b. *Clean Air Act*

On November 25, 2000, the Implementing Rules and Regulations (IRR) of the Philippine Clean Air Act (PCAA) took effect. The IRR contains provisions that have an impact on the industry as a whole and on SCPC in particular, that need to be complied within 44 months (or until July 2004) from the effectivity date, subject to the approval by DENR. The power plant of SCPC uses thermal coal and uses a facility to test and monitor gas emissions to conform with Ambient and Source Emissions Standards and other provisions of the Clean Air Act and its IRR. Based on SCPC's initial assessment of its power plant's existing facilities, SCPC believes that it is in full compliance with the applicable provisions of the IRR of the PCAA.

c. *Competitive Selection Process (CSP)*

On June 11, 2015, DOE Circular No. DC2015-06-0008, "Mandating All Distribution Utilities to Undergo CSP In Securing PSAs", was signed, requiring all DUs to conduct a CSP in procuring PSAs. The CSP shall be conducted by a qualified third party duly recognized by the DOE and ERC and, in the case of Electric Cooperatives (ECs), shall be recognized by the National Electrification Administration (NEA). The CSP shall conform with aggregation of DU's uncontracted demand requirement, annual conduct of CSP, and a uniform PSA Template on the terms and conditions to be issued by the ERC and DOE. The circular does not apply to PSAs with tariff rates already approved and/or have been applied for approval by the ERC before the effectivity of the circular. The DOE shall enforce and monitor compliance and the penalty provision through ERC.

On October 20, 2015, the DOE and ERC released Joint Resolution No. 1 (2015), "A Resolution Enjoining All Distribution Utilities to Conduct Competitive Selection Process (CSP) in the Procurement of Supply for Their Captive Market". The DOE and ERC recognize that CSP in the procurement of PSAs by the DUs engenders transparency, enhances security of supply, and ensure stability of electricity prices to captive electricity end-users in the long-term.

On the same day, the ERC signed Resolution No. 13, Series of 2015, "A Resolution Enjoining All Distribution Utilities to Conduct Competitive Selection Process (CSP) in the Procurement of Supply for Their Captive Market". The resolution prescribes that all PSAs shall be awarded to the winning Generation Company following a successful transparent CSP, or by Direct Negotiation in the event of two failed CSPs, and that DUs may adopt any accepted form of CSP. This resolution does not apply to PSAs already filed with the ERC as of its effectivity.

On March 15, 2016, the ERC released Resolution No. 1 Series of 2016, "A Resolution Clarifying the Effectivity of ERC Resolution No.13, series of 2015". The resolution postponed the effectivity of ERC Resolution No.13, Series of 2015 to April 30, 2016. All PSAs executed on or after the said date shall be required, without exception, to comply with the provisions of the CSP resolution. There should be at least two qualified bids for the CSP to be considered as successful and lastly, the DU shall adopt the Terms of Reference prescribed in Section 2 of ERC Resolution No. 13, Series of 2015. On PSA's with provisions on automatic renewal or extension of term, it shall apply that PSA's approved by ERC or filed before the effectivity of Resolution No. 1, may have one automatic renewal or extension for a period not exceeding one year from the end of



their respective terms. There will be no automatic renewal or extension of PSAs upon effectivity of Resolution No. 1.

d. *Retail Competition and Open Access (RCOA)*

Under Section 31 of the Electric Power Industry Reform Act (EPIRA) of 2001, RCOA shall be implemented. In Retail Competition, the Contestable Market are provided electricity by Retail Suppliers through Open Access, wherein qualified Persons are allowed to use the Transmission, and/or Distribution Systems and their associated facilities. The implementation of RCOA is subject to the following conditions; a. Approval of the unbundled transmission and distribution wheeling charges; b. initial implementation of the cross subsidy removal scheme; c. Establishment of the WESM; d. Privatization of at least 70% of the total capacity of generating assets of NPC in Luzon and Visayas; and e. Transfer of the management and control of at least 70% of the total energy output of power plants under contract with NPC to the IPP Administrators.

Upon satisfying these conditions, the ERC declared December 26, 2012 as the Open Access Date where end-users who have an average monthly peak demand for the preceding 12 months, as indicated by a single utility meter, of at least 1MW (the threshold level) qualifies as Contestable Customers (CCs) making up the Contestable Market (Phase 1). After a six-month Transition Period, on June 26, 2013, Retail Supply Contracts (RSCs) entered into by and between the Ccs and their chosen Suppliers where implemented. Phase 2 implementation was set to begin two years after Phase 1. During Phase 2, the threshold level shall be reduced to 750 kW and Aggregators shall be allowed to supply electricity to End-users whose aggregate monthly average peak demand within a Contiguous Area is at least seven hundred fifty kilowatts (750 kW). Subsequently and every year thereafter, the ERC shall evaluate the performance of the market. On the basis of such evaluation, it shall gradually reduce the threshold level until it reaches the household demand level.

On May 12, 2016, ERC Resolution No. 10 (2016), “A Resolution Adopting the Revised Rules for Contestability”, was signed. These revised rules aim to clarify and establish the conditions and eligibility requirements for End-users to be part of the Contestable Market; to set the threshold level for the Contestable Market; to ensure the efficient transition towards full contestability and to ensure consumer protection and enhance the competitive operation of the retail electricity market.

The Resolution states that the Threshold Reduction Date covering End-users with an average monthly peak demand of at least 750 kW for the preceding 12 months, is set to June 26, 2016. Thus, on such date, all End-users with an average monthly peak demand of at least 1 MW (1MW Customers) and 750 kW (750 kW Customers), which have been issued Certificates of Contestability by the ERC, shall be allowed to contract with any RES on a voluntary basis. Thereafter, an End-user with an average monthly peak demand of at least 1MW is hereby mandated to enter into RSC with a RES by its mandatory contestability date of December 26, 2016 (This was moved by the ERC to February 26, 2017 through ERC Resolution No. 28 (2016), “Revised Timeframe for Mandatory Contestability, Amending Resolution No. 10, series of 2016, entitled Revised Rules for Contestability” signed on November 15, 2017. Subsequently, an End-user with an average monthly peak demand of at least 750kW is hereby mandated to enter into an RSC with a RES by its mandatory contestability date of June 26, 2017. The lowering of the threshold to cover an end-user with an average monthly peak demand of at least 500kW is set on June 26, 2018, subject to the review of the performance of the retail market by the ERC. Corollary, in its review of the performance of the retail market, the ERC shall establish a set of criteria as basis for the lowering of the contestability threshold. Retail Aggregation shall subsequently be allowed on June 26, 2018. During this phase, suppliers of electricity shall be



allowed to contract with end-users whose aggregate demand within a Contiguous Area is at least 750 kW. Retail Competition and Open Access shall be effective only in grids where the WESM is operational.

On February 21, 2017, the Supreme Court issued a Temporary Restraining Order (TRO), G.R. No. 228588, on the implementation of several ERC Resolutions and a DOE Circular concerning the RCOA. ERC Res 10 & 28, Series of 2016 were among them. In a joint advisory on February 24, 2018, the DOE, ERC and PEMC said that they are in a process of drafting a general advisory for the guidance of RCOA Stakeholders. Issues to be considered are: 1) those who have already executed RSCs and were already registered and switched shall continue to honor their respective RSCs; 2) ongoing applications for registration filed before the Central Registration Body (CRB) may proceed voluntarily; 3) applicants who wish to withdraw or defer their registration before the CRB may do so consistent with the Retail Market Rules provided that the CRB shall not be liable for any legal repercussions that may arise out of the contestable customers' contractual obligations; and 4) remaining contestable customers who have not yet secured their RSCs may continue to negotiate and exercise their power to choose.

e. *Renewable Portfolio Standards (RPS)*

The implementation of the RPS is an important development for the Renewable Energy (RE) Market, and impacts the public as a whole. Republic Act No. 9513 or the Renewable Energy Law gives both fiscal and non-fiscal incentives to investors in order to encourage the promotion and development of renewable energy in the Philippines. Toward this end, the RPS serves as a market-based policy mechanism which makes use of the RE Market to facilitate and commercialize trading in RE Certificates, the latter which are used to satisfy the RPS requirements and increases RE generation in the country.

On December 30, 2017, DOE Circular No. DC2017-12-0015, or the RPS On-Grid Rules, took effect, requiring DUs, electricity suppliers, generating companies supplying directly connected customers, and other mandated energy sector participants to source or produce a certain share of electricity from their Energy Mix from eligible RE resources. These eligible RE facilities include the following technologies: biomass, waste to energy technology, wind, solar, hydro, ocean, geothermal, and other RE technologies later identified by the DOE.

The RPS On-Grid Rules mandates energy sector participants to comply with the minimum annual RPS requirement in order to meet the aspirational target of thirty-five (35%) in the generation mix by 2030.

This minimum RE requirement, however, will not be imposed immediately but in 2020. The 2018 and 2019 years are considered transition years to help the mandated participants comply with the DOE Circular. Additionally, the RPS On-Grid Rules implements a Minimum Annual Incremental RE Percentage to be sold by mandated participants. It is initially set at a minimum of one percent (1%) and applied to net electricity sales or annual energy demand for the next 10 years and used to determine the current year's requirement for RE Certificates (RECs) of the Mandated Participant.



f. *COVID-19 outbreak*

The declaration of COVID-19 by the World Health Organization (WHO) as a pandemic and declaration of nationwide state of calamity and implementation of community quarantine measures throughout the country starting March 16, 2020 have caused disruptions in the Group's business activities. However, there have been easing of the quarantine measures in key areas in the Philippines and the rollout of the national vaccination program is expected to further improve market activities.

The Group continues to implement measures to alleviate the effects and believes that its business would remain relevant despite the challenges posed by the COVID-19 pandemic.



INDEPENDENT AUDITOR'S REPORT ON SUPPLEMENTARY SCHEDULES

The Board of Directors and Stockholders
Semirara Mining and Power Corporation
2/F DMCI Plaza
2281 Don Chino Roces Avenue
Makati City

We have audited in accordance with Philippine Standards on Auditing, the consolidated financial statements of Semirara Mining and Power Corporation and its subsidiaries (the Group) as at December 31, 2020 and 2019, and for each of the three years in the period ended December 31, 2020, included in this Form 17-A and have issued our report thereon dated March 3, 2021. Our audits were made for the purpose of forming an opinion on the basic consolidated financial statements taken as a whole. The schedules listed in the Index to the Financial Statements and Supplementary Schedules are the responsibility of the Group's management. These schedules are presented for purposes of complying with the Revised Securities Regulation Code Rule 68, and are not part of the basic consolidated financial statements. These schedules have been subjected to the auditing procedures applied in the audit of the basic consolidated financial statements and, in our opinion, fairly state, in all material respects, the financial information required to be set forth therein in relation to the basic consolidated financial statements taken as a whole.

SYCIP GORRES VELAYO & CO.



Dyonabee B. Señeres

Partner

CPA Certificate No. 97133

SEC Accreditation No. 1196-AR-2 (Group A),

October 18, 2018, valid until October 17, 2021

Tax Identification No. 201-959-816

BIR Accreditation No. 08-001998-098-2020,

November 27, 2020, valid until November 26, 2023

PTR No. 8534366, January 4, 2021, Makati City

March 3, 2021



INDEPENDENT AUDITOR'S REPORT ON COMPONENTS OF FINANCIAL SOUNDNESS INDICATORS

The Board of Directors and Stockholders
Semirara Mining and Power Corporation
2/F DMCI Plaza
2281 Don Chino Roces Avenue
Makati City

We have audited in accordance with Philippine Standards on Auditing, the consolidated financial statements of Semirara Mining and Power Corporation and its subsidiaries (the Group) as at December 31, 2020 and 2019, and for each of the three years in the period ended December 31, 2020, and have issued our report thereon dated March 3, 2021. Our audits were made for the purpose of forming an opinion on the basic consolidated financial statements taken as a whole. The Supplementary Schedule on Financial Soundness Indicators, including their definitions, formulas, calculation, and their appropriateness or usefulness to the intended users, are the responsibility of the Group's management. These financial soundness indicators are not measures of operating performance defined by Philippine Financial Reporting Standards (PFRSs) and may not be comparable to similarly titled measures presented by other companies. This schedule is presented for the purpose of complying with the Revised Securities Regulation Code Rule 68 issued by the Securities and Exchange Commission and is not a required part of the basic consolidated financial statements prepared in accordance with PFRSs. The components of these financial soundness indicators have been traced to the Group's consolidated financial statements as at December 31, 2020 and for each of the three years in the period ended December 31, 2020 and no material exceptions were noted.

SYCIP GORRES VELAYO & CO.



Dhonabee B. Señeres

Partner

CPA Certificate No. 97133

SEC Accreditation No. 1196-AR-2 (Group A),

October 18, 2018, valid until October 17, 2021

Tax Identification No. 201-959-816

BIR Accreditation No. 08-001998-098-2020,

November 27, 2020, valid until November 26, 2023

PTR No. 8534366, January 4, 2021, Makati City

March 3, 2021



**SEMIRARA MINING AND POWER CORPORATION AND SUBSIDIARIES
INDEX TO THE FINANCIAL STATEMENTS
AND SUPPLEMENTARY SCHEDULES**

SUPPLEMENTARY SCHEDULES

- Report of Independent Auditor's on supplementary schedules
- Reconciliation of retained earnings available for dividend declaration (Part 1, 4C; Annex 68-C)
- Schedule of financial soundness indicators (Part 1, 4D)
- Supplementary schedules required by Annex 68-E

Schedule A: Financial Assets

Schedule B: Amounts Receivable from Directors, Officers, Employees, Related Parties and Principal Stockholder (Other Than Related Parties)

Schedule C: Amounts Receivables/Payables from/to Related Parties Which are Eliminated During the Consolidation of Financial Statements

Schedule D: Long-Term Debt

Schedule E: Indebtedness to Related Parties

Schedule F: Guarantees of Securities of other Issuers

Schedule G: Capital Stock

- Map of the relationships of the companies within the group (Part 1, 4H)

SEMIRARA MINING AND POWER CORPORATION
SCHEDULE OF RETAINED EARNINGS AVAILABLE FOR
DIVIDEND DECLARATION
AS OF AND FOR THE YEAR ENDED DECEMBER 31, 2020

Unappropriated retained earnings, beginning	₱14,894,342,680
Adjustments:	
Deferred tax asset that reduced the amount of income tax expense of prior periods	56,019,700
Unrealized foreign exchange loss - net (except those attributable to cash and cash equivalents)	77,236,167
Treasury shares	(739,526,678)
Unappropriated retained earnings, as adjusted to available for dividend distribution, beginning	14,288,071,869
Net income actually earned/realized during the period:	
Net income during the period closed to retained earnings	5,281,446,601
Less: Non-actual/unrealized income net of tax	
Equity in net income of associate/joint venture	—
Unrealized actuarial gain	—
Fair value adjustment (M2M gains)	—
Fair value adjustment of Investment Property resulting to gain	—
Adjustment due to deviation from PFRS/GAAP-gain	—
Other unrealized gains or adjustments to the retained earnings as a result of certain transactions accounted for under the PFRS	—
Deferred tax asset (liability) that increased (decreased) the amount of income tax expense	8,188,387
Add: Non-actual losses	
Depreciation on revaluation increment (after tax)	—
Adjustment due to deviation from PFRS/GAAP-loss	—
Loss on fair value adjustment of investment property (after tax)	—
Unrealized foreign exchange loss - net (except those attributable to cash and cash equivalents)	64,406,412
Net income actually earned during the period	5,354,041,400
Add (Less):	
Cash dividend declarations during the period	(5,313,184,525)
Stock dividend declarations during the period	—
Appropriations of retained earnings during the period	—
Reversals of appropriations	—
Effects of prior period adjustments	—
Treasury shares	—
TOTAL RETAINED EARNINGS, END	
AVAILABLE FOR DIVIDEND DECLARATION	₱14,328,928,744

SEMIRARA MINING AND POWER CORPORATION AND SUBSIDIARIES
SCHEDULE OF FINANCIAL SOUNDNESS INDICATORS
FOR THE YEARS ENDED DECEMBER 31, 2020 and 2019

Financial Soundness Indicators

Below are the financial ratios that are relevant to the Group for the years ended December 31, 2020 and 2019:

Financial ratios	2020	2019	
Current ratio	$\frac{\text{Current assets}}{\text{Current liabilities}}$	1.41:1	1.54:1
Acid-test ratio	$\frac{\text{Current assets less inventories}}{\text{Current liabilities}}$	0.76:1	0.81:1
Solvency ratio	$\frac{\text{Net income plus depreciation}}{\text{Total liabilities}}$	0.33:1	0.59:1
Debt to equity ratio	$\frac{\text{Interest-bearing loans}}{\text{Total equity}}$	0.47:1	0.42:1
Asset-to-equity ratio	$\frac{\text{Total assets}}{\text{Total equity}}$	1.69:1	1.63:1
Inventory turnover	$\frac{\text{Cost of sales}}{\text{Average inventory}}$	1.88:1	2.36:1
Accounts receivable turnover ratio	$\frac{\text{Net credit sales}}{\text{Average accounts receivable}}$	7.73:1	8.09:1
Interest rate coverage	$\frac{\text{Earnings before interest and taxes}}{\text{Interest paid}}$	4.33:1	8.43:1
Return on assets	$\frac{\text{Net income}}{\text{Average total assets}}$	0.05:1	0.14:1
Return on equity	$\frac{\text{Net income}}{\text{Average total equity}}$	0.08:1	0.23:1
Gross margin ratio	$\frac{\text{Gross profit}}{\text{Sales}}$	0.30:1	0.40:1
Net profit margin ratio	$\frac{\text{Net income}}{\text{Sales}}$	0.12:1	0.22:1

SEMIRARA MINING AND POWER CORPORATION AND SUBSIDIARIES

SCHEDULE A: FINANCIAL ASSETS

DECEMBER 31, 2020

Name of issuing entity and association of each issue	Number of shares or principal amount of bonds and notes	Amount shown in the balance sheet	Income received and accrued
---	--	--	------------------------------------

NOT APPLICABLE

SEMIRARA MINING AND POWER CORPORATION AND SUBSIDIARIES

SCHEDULE B: AMOUNTS RECEIVABLE FROM DIRECTORS, OFFICERS, EMPLOYEES, RELATED PARTIES AND PRINCIPAL STOCKHOLDER (OTHER THAN RELATED PARTIES)

DECEMBER 31, 2020

Name and Designation of debtor	Balance at beginning of period	Additions	Amounts collected	Amounts written off	Current	Not current	Balance at end of period
---------------------------------------	---------------------------------------	------------------	--------------------------	----------------------------	----------------	--------------------	---------------------------------

Not applicable. The Group's receivables from officers and employees pertain to ordinary purchases subject to usual terms, travel and expense advances and other transactions arising from the Group's ordinary course of business.

SEMIRARA MINING AND POWER CORPORATION AND SUBSIDIARIES**SCHEDULE C: AMOUNTS RECEIVABLES/PAYABLES FROM/TO RELATED PARTIES WHICH ARE ELIMINATED DURING THE CONSOLIDATION OF FINANCIAL STATEMENTS
DECEMBER 31, 2020**

Name of Subsidiaries	Balance at beginning of period	Additions	Amounts collected	Amounts written off	Current	Not current	Balance at end of period
Sem-Calaca Power Corporation	₱1,137,930,947	₱3,885,853,808	₱3,418,392,668	₱-	₱1,605,392,087	₱-	₱1,605,392,087
Semirara Claystone, Inc.	215,666,152	6,901,461	-	-	222,567,613	-	222,567,613
Southwest Luzon Power Generation Corporation	496,557,146	1,100,532,656	1,427,785,258	-	169,304,544	-	169,304,544
Semirara Energy Utilities, Inc.	573,966	36,227	-	-	610,193	-	610,193
Southeast Luzon Power Generation Corporation	17,573,640	32,532	-	-	17,606,172	-	17,606,172
SEM-Cal Industrial Park Developers, Inc.	238,320	-	-	-	238,320	-	238,320
	₱1,868,540,171	₱4,993,356,684	₱4,846,177,926	₱-	₱2,015,718,929	₱-	₱2,015,718,929

SEMIRARA MINING AND POWER CORPORATION AND SUBSIDIARIES

SCHEDULE D: LONG-TERM DEBT

DECEMBER 31, 2020

Title of issue and type of obligation	Amount authorized by indenture	Interest rates	Maturity date	Number of periodic installments	Amount shown under caption "Current portion of long-term debt" in related balance sheet	Amount shown under caption "Long-term debt" in related balance sheet
Bank loans	₱3,000 million	Fixed Nominal Rate of 4.90%	Various quarterly maturities starting 2021 until 2024	Payable in 16 equal consecutive quarterly installments commencing in May 2011	₱747,253,960	₱2,246,193,241
Bank loans	₱2,700.00 million	Fixed Nominal Rate of 4.88%	Various quarterly maturities starting 2020 until 2026	Interest and principal payable every 3 months	427,601,404	2,149,372,653
Bank loans	₱1,400.00 million	Floating rate to be repriced every 3 months based on 3-Months "PDST-R2" plus a spread of one-half of one percent (0.5%)	February 2027	Interest payable every 3 months, principal to be paid on maturity date	221,653,358	1,170,070,802
Bank loans	₱2,750.00 million	Fixed annual interest rate of 4.57% per annum to be repriced after 3 years	Various quarterly maturities starting 2020 until 2027	Interest and principal payable every 3 months	269,257,491	2,192,273,404
Bank loans	₱2,000.00 million	Fixed Nominal Rate of 4.88%	Various quarterly maturities starting 2020 until 2026	Interest and principal payable every 3 months	282,538,660	1,420,996,090
Bank loans	₱4,000.00 million	Fixed Nominal Rate of 5.00%-5.13%	Various quarterly maturities starting 2020 until 2024	Interest and principal payable every 3 months	827,050,881	2,494,809,870
					₱2,775,355,754	₱11,673,716,060

SEMIRARA MINING AND POWER CORPORATION AND SUBSIDIARIES

SCHEDULE E: INDEBTEDNESS TO RELATED PARTIES

DECEMBER 31, 2020

Name of related party	Balance at beginning of period	Balance at end of period
------------------------------	---------------------------------------	---------------------------------

Not applicable. The Company currently has no noncurrent indebtedness to related parties

SEMIRARA MINING AND POWER CORPORATION AND SUBSIDIARIES

SCHEDULE F: GUARANTEES OF SECURITIES OF OTHER ISSUERS

DECEMBER 31, 2020

Name of issuing entity of securities guaranteed by the company for which this statements is filed	Title of issue of each class of securities guaranteed	Total amount guaranteed and outstanding	Amount of owned by person for which statement is filed	Nature of guarantee
--	--	--	---	----------------------------

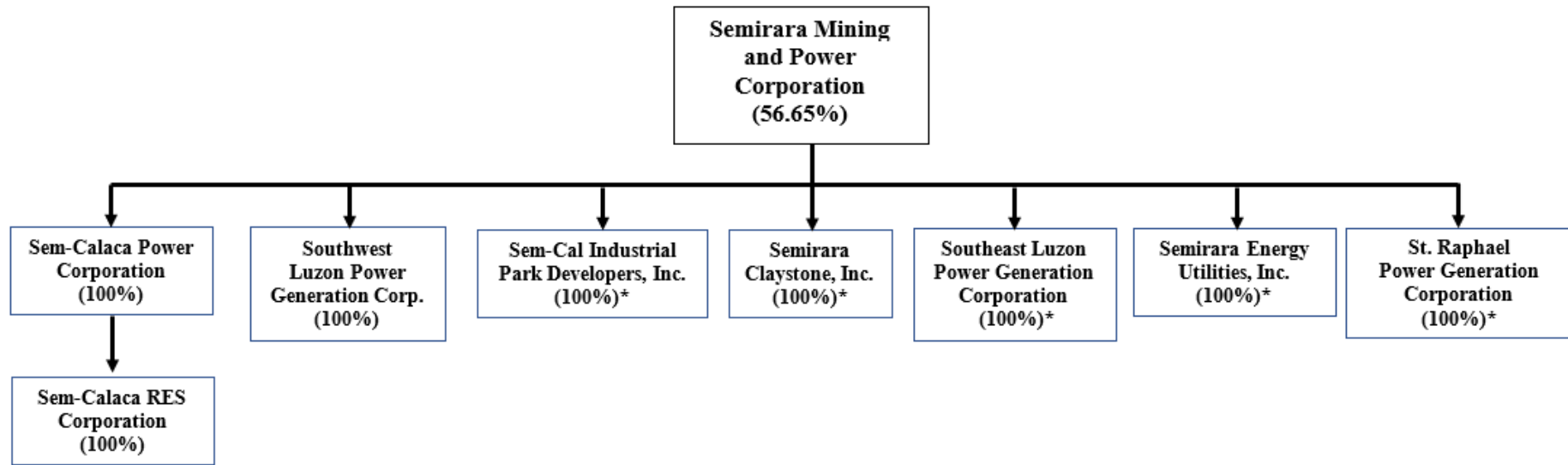
NOT APPLICABLE

SEMIRARA MINING AND POWER CORPORATION AND SUBSIDIARIES**SCHEDULE G: CAPITAL STOCK**

DECEMBER 31, 2020

Title of issue	Number of shares authorized	Number of shares issued and outstanding at shown under related balance sheet caption	Number of shares reserved for options, warrants, conversion and other rights	Number of shares held by		
				Related parties	Directors, officers and employees	Others
Common stock - ₱1 par value	10,000,000,000	4,250,547,620	—	3,007,216,881	78,902,284	1,164,428,454

SEMIRARA MINING AND POWER CORPORATION AND SUBSIDIARIES
MAP OF THE RELATIONSHIPS OF THE COMPANIES WITHIN THE GROUP
DECEMBER 31, 2020



**Non-operating entities*